

ภาคผนวก ฉ
เอกสารสอบเทียบเครื่องมือ

List of Instruments Certification for Water Quality Analysis

No.	Instrument/Equipment	Parameter	Manufacturer	Model/Serial No.	Calibrator	Certification No.	Date of Calibration	Due date of Calibration	Remark
Water									
1	pH Meter	pH	Horiba	LAQUA-PH210 HA1M0043	Technology Promotion Association (Thailand-Japan)	24CH310	13 Mar 24	12 Mar 25	-
2	Conductivity Meter	Conductivity	Horiba	LAQUA-EC210 HC9L0012	Technology Promotion Association (Thailand-Japan)	24CH321	14 Mar 24	13 Mar 25	-
3	Turbidity Meter	Turbidity	Thermo Scientific	EUTECH TN-100 3065434	Technology Promotion Association (Thailand-Japan)	24CH444	12 Apr 24	11 Apr 25	-
4	Salinity Meter	Salinity	YSI	Pro 30 22E105869	Technology Promotion Association (Thailand-Japan)	24CH821	10 Jul 24	9 Jul 25	-

List of Instruments Certification for Air & Noise Quality Analysis

No.	Instrument/Equipment	Parameter	Manufacturer	Model/Serial No.	Calibrator	Certification No.	Date of Calibration	Due date of Calibration	Remark
Ambient									
1	Orifice Transfer Standard Calibrator	Total Suspended Particulate (TSP)	Andersen Instruments, Inc.	G25A 1901	Jiranatee Associates Co., Ltd.	COF-002-66	14 Jul 23	13 Jul 25	-
2	U-Tube Manometer	Total Suspended Particulate (TSP)	Dwyer	1221-36-W/M -	Technology Promotion Association (Thailand-Japan)	24P1251	11 Apr 24	10 Apr 25	-
3	Air Flow Meter	Particular Matter (PM _{2.5})	Mesa Labs	DeltaCal DC1 159822	Innovative Instrument Co.,Ltd.	24-AFM-192	23 Sep 24	22 Sep 25	-
4	Aneroid Barometer	Total Suspended Particulate (TSP) Particular Matter (PM _{2.5})	Barigo, Germany	-	Technology Promotion Association (Thailand-Japan)	24P1369	22 Apr 24	21 Apr 25	-
5	Dial Thermo-Hygrometer	Total Suspended Particulate (TSP) Particular Matter (PM _{2.5})	Barigo, Germany	-	Technology Promotion Association (Thailand-Japan)	24H753	10 Apr 24	9 Apr 25	-
6	Nitrogen Dioxide Analyzer	Nitrogen Dioxide	Thermo Scientific	42i CM22387036	UAE Consultant Co.,Ltd.	04102024	4 Oct 24	3 Oct 25	-
7	Nitrogen Dioxide Analyzer	Nitrogen Dioxide	Thermo Scientific	42i CM22387037	UAE Consultant Co.,Ltd.	04102024	4 Oct 24	3 Oct 25	-
8	Standard Gases (Mixture)	Nitrogen Dioxide	Airgas	EB0162121 2016PSIG	Airgas an Air Liquide company	E05NI91E15A0014	6 Jun 23	6 Jun 31	-
9	Sulphur Dioxide Analyzer	Sulphur Dioxide	Thermo Scientific	42i 1182920016	UAE Consultant Co.,Ltd.	06092024	6 Sep 24	5 Sep 25	-
10	Sulphur Dioxide Analyzer	Sulphur Dioxide	Thermo Scientific	43i 1180540065	UAE Consultant Co.,Ltd.	04092024	4 Sep 24	3 Sep 25	-
11	Standard Gases (Mixture)	Sulphur Dioxide	Airgas	EB0162121 2016PSIG	Airgas an Air Liquide company	E05NI91E15A0014	6 Jun 23	6 Jun 31	-
12	Carbon Monoxide Analyzer	Carbon Monoxide	Thermo	48i 1200636467	UAE Consultant Co.,Ltd.	09092024	9 Sep 24	8 Sep 25	-
13	Carbon Monoxide Analyzer	Carbon Monoxide	Thermo	48i 1200906880	UAE Consultant Co.,Ltd.	09092024	9 Sep 24	8 Sep 25	-

List of Instruments Certification for Air & Noise Quality Analysis

No.	Instrument/Equipment	Parameter	Manufacturer	Model/Serial No.	Calibrator	Certification No.	Date of Calibration	Due date of Calibration	Remark
Ambient									
14	Standard Gases (Mixture)	Carbon Monoxide	Airgas	EB0162121 2016PSIG	Airgas an Air Liquide company	E05NI91E15A0014	6 Jun 23	6 Jun 31	-
15	Wind Speed/Wind Direction	WS/WD	LSI Lastem	DNA202/E-LOG BQ1705627/17037708	Jiranatee Associates Co., Ltd.	CWS-027-67	7 Aug 24	6 Aug 25	-
16	Wind Speed/Wind Direction	WS/WD	LSI Lastem	DNA202/E-LOG BQ1705626/17037713	Jiranatee Associates Co., Ltd.	CWS-028-67	7 Aug 24	6 Aug 25	-
17	Total Hydrocarbons Analyzer	Total Hydrocarbons	HORIBA	APHA-370 GY21PTED	UAE Consultant Co.,Ltd.	01102024	1 Oct 24	30 Sep 25	-
18	Total Hydrocarbons Analyzer	Total Hydrocarbons	HORIBA	APHA-370 GAL13KSE	UAE Consultant Co.,Ltd.	19092024	19 Sep 24	18 Sep 25	-
19	Standard Gas	Total Hydrocarbons	Linde	D824432	Linde	09042013	4 Aug 20	4 Aug 28	-
20	Sound Level Calibrator (Acoustic Calibrator)	Calibrate Sound Level Meter	Svantek	SV36 107224	Innovative Instrument Co.,Ltd.	24-ACT-091	26 Jun 24	25 Jun 25	-
21	Sound Level Meter	$L_{Aeq} 1 \text{ hours}^*$ $L_{Aeq} 24 \text{ hrs}^*$ L_{Amax}^* L_{A90}^*	Larson Davis	LxT2 0005290	Innovative Instrument Co.,Ltd.	24-SLM-238	11 Jul 24	10 Jul 25	-
22	Sound Level Meter	$L_{Aeq} 1 \text{ hours}^*$ $L_{Aeq} 24 \text{ hrs}^*$ L_{Amax}^* L_{A90}^*		LxT2 0005293	Innovative Instrument Co.,Ltd.	24-SLM-231	10 Jul 24	9 Jul 25	-
23	Sound Level Meter	$L_{Aeq} 1 \text{ hours}^*$ $L_{Aeq} 24 \text{ hrs}^*$ L_{Amax}^* L_{A90}^*	Larson Davis	LxT2 0005299	Innovative Instrument Co.,Ltd.	24-SLM-240	11 Jul 24	10 Jul 25	-
24	Sound Level Meter	$L_{Aeq} 1 \text{ hours}^*$ $L_{Aeq} 24 \text{ hrs}^*$ L_{Amax}^* L_{A90}^*		LxT2 0005372	Innovative Instrument Co.,Ltd.	24-SLM-229	9 Jul 24	8 Jul 25	-



Cert.No.: 24CH310
Page.: 1 of 3

Certificate of Calibration

Equipment : pH Meter
Manufacturer : Horiba
Model : LAQUA-PH210
Serial No. : HA1M0043
ID No. : UAE EFM.013/2565(EFM.pH.03/65)
Condition As-Received: Used Item
Received Date : 12 March 2024
Calibration Date : 13 March 2024
Reference : 2403-0386WSC-3
Submitted by : United Analyst and Engineering Consultant Co.,Ltd.
3 Soi Udomsuk 41, Sukhumvit Road,
Bangchak, Phrakhanong, Bangkok 10260
Ambient Temperature : (25 ± 2.5) °C
Relative Humidity : (50 ± 15) %
Calibration Procedure : In-house method :
- CP-CH5 by direct measurement with DC voltage
standard and direct measurement with
certified reference material (CRM)
- CP-CH8 by comparison with temperature standard

Calibrated by : Warakorn Lernagatrakul

Approved by :

Saithip

Approved Signatory

() Pornthippa Tameyakul
() Unnophol Harachai
(✓) Saithip Meangmai

Issue Date : 15 March 2024

The Uncertainties are for a confidence probability of approximately 95 %

This certificate may not be reproduced other than in full, except with the prior written
Approval of the head of Corporate Services 3: Equipment Calibration and Testing Services.

เอกสารไม่ควบคุม

A 0064527



Cert.No.: 24CH310
Page.: 2 of 3

Condition of this calibration result

1. Reference Standard Instrument

Instrument	Serial No.	ID No.	Cert. No.	Due Date
1) Document Process Calibrator	54030049	130RC116	23E2802	27 Aug 2024
2) Ref. Standard Thermometer	4982054	110RC044	23/908	26 July 2024

This certification is traceable to the International System of Unit maintained through:-
- Technology Promotion Association (Thailand-Japan)

2. Certified Reference Materials : The measurement results are traceable to SI through CPA chem Ltd.,
ANSI-ASQ National Accreditation Board, Accredited No. AR-1835

Buffer Solution	Manufacturer	Lot No.	Exp. date
pH 4.008	CPA chem	940102	27 Nov 2025
pH 6.986	CPA chem	940104	02 Nov 2024
pH 9.997	CPA chem	940106	02 Nov 2024

3. This certificate is valid only to the item calibrated on date and place of calibration.

Calibration Results

Function : mV Measurement

Performing standard curve by Document Process Calibrator at pH (4,7)(7,10)

Unit Under Calibration	Nominal Value	Standard Voltage Input	Actual Reading		Uncertainty of Measurement (±mV)	Coverage factor k
			mV	pH		
pH Meter S/N: HA1M0043	4.00	177.48	177.4	4.01	0.058	2.00
	7.00	0.00	-0.2	7.00	0.058	2.00
	7.00	0.00	-0.2	7.00	0.058	2.00
	10.00	-177.48	-177.6	10.01	0.058	2.00

เอกสารไม่ควบคุม

a 1206337



Cert.No.: 24CH310
Page.: 3 of 3

Calibration Results

Function : pH Measurement

Performing three buffers standard curve by using buffer nominal pH (4,7)(7,10)

Unit Under Calibration	Standard pH Buffer Solution	Actual pH Reading	Actual mV Reading (mV)	Uncertainty of pH Measurement (±)	Coverage factor k
pH Electrode S/N.: Q92M0181	4.008	4.01	177.4	0.0079	2.00
	6.986	7.00	2.0	0.011	2.00
	6.986	7.00	1.5	0.011	2.00
	9.997	10.00	-171.3	0.0092	2.00

Function : Temperature Measurement

(*) Without adjustment

This equipment was connected with Temperature Probe;

- Model : 9652-10D
- Serial No. : Q92M0181

Dimension of probe

- Length : 103 mm.
- Diameter : 16 mm.
- Immersion Depth : 90 mm.

Calibration Point (°C)	Standard Temperature (°C)	UUC* Reading (°C)	Error (°C)	Uncertainty of measurement (± °C)	Coverage factor k
25.0	25.002	25.0	-0.002	0.13	2.00
30.0	30.003	30.0	-0.003	0.13	2.00
35.0	35.002	35.0	-0.002	0.13	2.00

Remark : - UUC* = Unit Under Calibration

The reported uncertainty of measurement was based on a standard uncertainty multiplied by a coverage factor k, providing a level of confidence of approximately 95 %.

-oOo-

เอกสารไม่ควบคุม

a 1206338



Cert.No.: 24CH321
Page.: 1 of 3

Certificate of Calibration

Equipment : Conductivity Meter
Manufacturer : Horiba
Model : LAQUA-EC210
Serial No. : HC9L0012
ID No. : UAE EFM.008/2563(EFM.SCT.02/63)
Condition As-Received: Used Item
Received Date : 12 March 2024
Calibration Date : 14 March 2024
Reference : 2403-0387WSC-1
Submitted by : United Analyst and Engineering Consultant Co.,Ltd.
3 Soi Udomsuk 41, Sukhumvit Road,
Bangchak, Phrakhanong, Bangkok 10260
Ambient Temperature : (25 ± 2.5) °C
Relative Humidity : (50 ± 15) %
Calibration Procedure : In-house method :
- CP-CH6 by direct measurement with
certified reference material (CRM)
- CP-CH8 by Comparison with temperature standard

Calibrated by : Warakorn Lernagatrakul

Approved by :

Saithip

Approved Signatory

() Pornthippa Tameyakul
() Unnophol Harachai
(✓) Saithip Meangmai

Issue Date : 15 March 2024

The Uncertainties are for a confidence probability of approximately 95 %

This certificate may not be reproduced other than in full, except with the prior written
Approval of the head of Corporate Services 3: Equipment Calibration and Testing Services.

เอกสารไม่ควบคุม

A 0064531



Cert.No.: 24CH321
Page.: 2 of 3

Condition of this result of calibration

1. Reference Standard Instrument :-

Instrument	Serial No.	ID No.	Certificate No.	Due date
1) Thermometer	1963878	130RC095	2311051	05 Sep 2024
2) Ref. Std. Thermometer	4982054	110RC044	231908	26 July 2024

- This Certification is traceable to SI Through Technology Promotion Association (Thailand - Japan)

2. Certified Reference Materials :-

- Conductivity calibration solution, CPA chem Ltd., The measurement results are traceable to SI through CPA chem Ltd., ANSI-ASQ National Accreditation Board, Accredited No. AR-1835

Conductivity Solution	Manufacturer	Lot No.	Exp. date
1413.0 µS/cm	CPA Chem	936624	19 Oct 2024
12.880 mS/cm	CPA Chem	931956	30 Sep 2024

- Control Conductivity calibration solution temperature by Water bath (25 ± 0.1 °C)

3. This certificate is valid only to the item calibrated on date and place of calibration.

Calibration results

Function : Conductivity Measurement

(*) After Adjustment at 1413.0 µS/cm

Conductivity Electrode Serial No.: 9B9F0278

Standard Conductivity Solution	Before Adjustment UUC* Reading	After Adjustment UUC* Reading	Uncertainty of Measurement (\pm)	Coverage factor k
1413.0 µS/cm	1340 µS/cm	1413 µS/cm	9.2 µS/cm	2.00
12.880 mS/cm	13.70 mS/cm	14.27 mS/cm	0.086 mS/cm	2.00

Remark : - UUC* = Unit Under Calibration

เอกสารไม่ควบคุม

a 1206345



Cert.No.: 24CH321
Page.: 3 of 3

Calibration Results

Function : Temperature Measurement

This equipment was connected with Temperature Probe;

- Model :	9383
- Serial No. :	9B9F0278

Dimension of probe;

- Length :	110 mm
- Diameter :	10 mm
- Immersion Depth :	90 mm

Calibration Result : Without adjustment

Calibration Point (°C)	Standard Temperature (°C)	UUC* Reading (°C)	Error (°C)	Uncertainty of Measurement (\pm °C)	Coverage factor k
25.0	25.002	25.0	-0.002	0.13	2.00
30.0	30.001	30.0	-0.001	0.13	2.00
35.0	35.002	35.0	-0.003	0.13	2.00

Remark : - UUC* = Unit Under Calibration

The reported uncertainty of measurement was based on a standard uncertainty multiplied by a coverage factor k, providing a level of confidence of approximately 95 %.

-o0o-

เอกสารไม่ควบคุม

a 1206346



TECHNOLOGY PROMOTION ASSOCIATION (THAILAND-JAPAN)
CORPORATE SERVICES 3: EQUIPMENT CALIBRATION AND TESTING SERVICES
534/4 PATTANAKARN ROAD SOI 18, SUANLUANG, SUANLUANG BANGKOK 10250
TEL.0-2717-3000-29 FAX.0-2719-9484

Certificate of Calibration

Cert.No.: 24CH444
Page.: 1 of 2

Equipment : Turbidity Meter
Manufacturer : Thermo Scientific
Model : EUTECH TN-100
Serial No. : 3065434
ID. No. : UAE EFM 021/2565(TM.02/65)
Condition As-Received: Used Item
Received Date : 11 April 2024
Calibration Date : 12 April 2024
Reference : 2404-0366WSC-3
Submitted by : United Analyst and Engineering Consultant Co.,Ltd.
3 Soi Udomsuk 41, Sukhumvit Road, Bangchak, Phrakhanong, Bangkok 10260
Ambient Temperature : (25 ± 2.5) °C
Relative Humidity : (50 ± 20) %
Calibration Procedure : In - house method : CP-CH11
Direct measurement by using Formazin standard solution

Calibrated by : Walalak Sirithean

Approved by : 
Approved Signatory

(✓) Unnopphol Harachai
() Ponpan Paipim
() Saitip Meangmai

Issue Date : 17 April 2024

The Uncertainties are for a confidence probability of approximately 95%

This certificate may not be reproduced other than in full, except with the prior written Approval of the head of Calibration and Testing Equipment Services.

เอกสารไม่ควบคุม



Cert.No.: 24CH444
Page.: 2 of 2

Condition of this calibration result

1. Reference Standard Instruments :

This certification is traceable to the International System of unit (SI unit) through:-
- Technology Promotion Association (Thailand-Japan).

Instruments	Serial No.	ID No.	Certificate No.	Due date
1) Thermo-Hygrograph	1103328	130EC010	23H1361	13 June 2024
2) Electronic Balance	14233821	110RC001	23MM405	16 July 2024

2. Standard Material : The Formazin suspension has been prepared gravimetric from

Material	Manufacturer	Lot No.	Assay
1) Hexamethylenetetramine	HIMEDIA	0000493947	99.65%
2) Hydrazinium Sulfate	HIMEDIA	0000522014	99.40%

3. This certificate is valid only to the item calibrated on date and place of calibration.

Calibration result

Performing four - Formazin suspension standard curve by using 0,20,100,800 NTU

Turbidity Meter Serial Number : 3065434

Standard Formazine suspension (NTU)	UUC* Reading (NTU)	Uncertainty of Measurement (\pm NTU)	Coverage Factor k
0.1	0.15	0.022	2.00
20	19.9	0.38	2.00
100	99.6	0.70	2.00
800	801	2.1	2.07

Remark : - UUC* = Unit Under Calibration
- NTU = Nephelometric Turbidity Units

The reported uncertainty of measurement was based on a standard uncertainty multiplied by a coverage factor k, providing a level of confidence of approximately 95 %.

-o0o-

เอกสารไม่ควบคุม



Certificate of Calibration

Cert.No.: 24CH821
Page.: 1 of 2

Equipment : Salinity Meter
Manufacturer : YSI
Model : Pro 30
Serial No. : 22E105869
ID No. : UAE.EFM.069/2566 (EFM.SCT.05/66)
Condition As-Received: Used Item
Received Date : 09 July 2024
Calibration Date : 10 July 2024
Reference : 2407-0331WSC-2
Submitted by : United Analyst and Engineering Consultant Co., Ltd.
3 Soi Udomsuk 41, Sukhumvit Road, Bangchak,
Phrakhanong, Bangkok 10260
Ambient Temperature : (25 ± 2.5) °C
Relative Humidity : (65 ± 15) %
Calibration Procedure: In - house method : Direct measurement
by using Sodium Chloride Solution
Calibrated by : Walalak Sirithean
Approved by :
() Unnopphol Harachai
() Ponpan Paipim
(✓) Sathip Meangmai
Issue Date : 16 July 2024

The Uncertainties are for a confidence probability of approximately 95%

This certificate may not be reproduced other than in full, except with the prior written
Approval of the head of Calibration and Testing Equipment Services.

เอกสารไม่ควบคุม



Cert.No.: 24CH821
Page.: 2 of 2

Condition of this result of calibration

1. Reference Standard Instruments :

This certification is traceable to the International System of Unit through the reference standards
Laboratory of Industrial Calibration Center, Technology Promotion Association (Thailand-Japan).

Instruments	Serial No.	ID No.	Certificate No.	Due Date
1) Thermometer	9549224	130RC003	24A426	24 Apr 2025
2) Thermo-Hygrograph	1102794	130EC009	23H2522	07 Dec 2024

2. Reference Standard Material :

- Sodium chloride solution, solution, Eutech Instruments Pte Ltd., The measurement results are traceable to SI through ThermoFisher Scientific Water and Lab Products.
- Calibrated Total Dissolved Solids solution temperature controlled by Water bath at (25 ± 0.1) °C
- Sodium chloride solution has been prepared dilution from

Material	Manufacturer	Lot No.	Exp. Date
25 ppt	Eutech	133/01	31 Mar 2026

3. This certificate is valid only to the item calibrated on date and place of calibration.

Calibration results (*) Without Adjustment

Probe Serial No. : 23A100616

Standard NaCl Solution	UUC* Reading	Uncertainty of Measurement (±)
2.50 ppt	2.6 ppt	0.063 ppt
5.00 ppt	5.1 ppt	0.077 ppt
10.00 ppt	10.2 ppt	0.12 ppt

Remark: - UUC* = Unit Under Calibration

- ppt = ppt of NaCl

- ppt = Parts per Thousand

The reported uncertainty of measurement was based on a standard uncertainty multiplied by a coverage factor $k = 2$, providing a level of confidence of approximately 95 %.

-000-

เอกสารไม่ควบคุม



Jiranatee Associates Co., Ltd.
63/14-15, 67/35-36
Petchkasem 7/71, Nt. Wattana, Bangkok 10500 (Thailand)
Tel. +6628689033
Mobile: +6628789453
E-mail: jnac-calibration@jiranatee.com
Web site: www.jiranatee.com

Accredited calibration laboratory
ISO/IEC 17025:2017
NSC-TIS-TIS 17025
CALIBRATION 0367

Flow measurement laboratory
Calibration services department.



CERTIFICATE OF CALIBRATION

Certificate No. : COF-002-66

Page 1 of 2 Pages

MEASUREMENT ITEM : Tap Load Orifice
MANUFACTURER : Anderson Instruments
MODEL/TYPE : Q25A
SERIAL NUMBER : 1901
ID NUMBER : UAE.ANV.051/2547
CONDITION AS-RECEIVED : Used Item
CUSTOMER : United Analyst and Engineering Consultant Co., Ltd.
81 Soi Udomsuk 41, Sukhumvit Road, Bangchak, Phrakhanong,
Bangkok 10260

RECEIVED DATE : 07 Jul 2023
MEASUREMENT DATE : 14 Jul 2023
ISSUE DATE : 18 Jul 2023

ENVIRONMENTAL CONDITIONS:

Ambient condition in the laboratory are as follow:
Temperature : 23.0 ± 3.0 °C
Relative Humidity : 55.0 ± 15.0 %RH
Atmospheric Pressure : 1010 ± 10 hPa

CALIBRATION CONDITION:

Preconditioning : 24 hours at ambient conditions.
Measurement Condition : The average values during measurement are 23.9 °C and 54.5%RH.

NOTE: The certificate is valid only to the item calibrated on date and place of calibration.

TABULATION OF RESULTS:

The table on next page give the measured values.

Calibration procedure:
The Orifice gas flow device was calibrated against
Standard Rotary Displacement Meter (Roots
Meter) Model G55/MC/W2-do. The W2-004
was used as a calibration guideline.

Traceability:
This certificate provides a traceability of the
measurement to realization of the international
system of units (SI) through the VSL (National
Metrology Institute of Netherlands) via Certificate
number: G221801

Uncertainty of Measurement:
The reported uncertainty of measurement is based
on the standard uncertainty multiplied by a
coverage factor $k=2$, which for a normal
distribution corresponds to a coverage probability
of approximately 95%. The standard uncertainty
has been determined in accordance with the GUM
Evaluation of measurement
data - Guide to the expression of uncertainty in
measurement



Continuation of Certificate of Calibration Number COF-002-66

Page 2 of 2 Pages

MEASUREMENT RESULTS:

The Orifice gas flow device was calibrated by direct comparison method with the Standard Rotary Displacement Meter (Roots Meter). The humid air was used as a medium in the system. The standard conditions are 25°C (298.15 K) and 760 mmHg for standard temperature and standard pressure respectively.

Table 1: The results of Q Standard calibration data

Plate	Flow rate m ³ /min	Pressure [Pa] mmHg	Temperature [Ta] °C	Temperature [Tm] °C	Δp_meter mmHg	Δp_Office inH ₂ O	Y	Standard Flow [Q _s] m ³ /min
1	0.701	754.115	23.87	23.10	55.600	1.626	1.273	0.648
2	0.997	754.083	23.89	23.23	61.350	3.236	1.795	0.914
3	1.121	754.005	23.81	23.20	41.923	4.338	2.079	1.057
4	1.172	754.004	23.72	23.16	30.933	4.891	2.308	1.122
5	1.410	753.994	23.76	23.18	29.415	7.159	2.671	1.352

Slope (m): 1.98463
Intercept (b): -0.01638
Correlation coefficient (r): 0.99972
Uncertainty (k=2): 0.015 m³/min

Table 2: The results of Q actual calibration data

Plate	Flow rate m ³ /min	Pressure [Pa] mmHg	Temperature [Ta] °C	Temperature [Tm] °C	Δp_meter mmHg	Δp_Office inH ₂ O	Y	Standard Flow [Q _s] m ³ /min
1	0.701	754.115	23.87	23.10	55.600	1.626	0.800	0.651
2	0.997	754.083	23.89	23.23	61.350	3.236	1.129	0.917
3	1.121	754.005	23.81	23.20	41.923	4.338	1.307	1.061
4	1.172	754.004	23.72	23.16	30.933	4.891	1.388	1.126
5	1.410	753.994	23.76	23.18	29.415	7.159	1.679	1.357

Slope (m): 1.24306
Intercept (b): -0.01029
Correlation coefficient (r): 0.99972
Uncertainty (k=2): 0.015 m³/min

End of Certificate of Calibration

Calibrated by:
☐ Mr. Sprawit Thachalad
☒ Miss Jitraporn Lertsomphol



Approved signatory:
Mr. Parinye Booncharoen
Calibration Department Manager



เอกสารไม่ควบคุม

เอกสารไม่ควบคุม



Certificate of Calibration

Certificate No. : 24P1251
Page : 1 of 2

Equipment : U Tube Manometer
Manufacturer: Dwyer
Model : 1221-36-W/M
Serial No.: -
ID No.: UAE.EFM.077/2566

This certificate may not be reproduced other than in full,
except with the prior written approval of the head of
Corporate Services 3: Equipment Calibration and Testing Services.

Condition As-Received: Used Item
Received Date: 03 April 2024
Calibration Date: 11 April 2024

Reference: 2404-0118WSC Submitted by: United Analyst and Engineering Consultant Co., Ltd.
Ambient Temperature: (23 ± 2) °C
Relative Humidity: (50 ± 15) %
Atmospheric Pressure: 1012 mbar
81 Soi Udomsuk 41, Sukhumvit Road, Bangchak,
Phrakhanong, Bangkok 10260

Procedure used: The calibration was conducted by direct comparison method against Pressure Measuring Instruments
Standard according to calibration procedure CP-P04, using " DKD-R 6-1 ; Calibration of Pressure Gauges " as
a guidelines.

Condition of this result of calibration

1.Reference standards instruments :

Instrument	Model	Serial No.	Certificate No.	Due Date
1) Pressure Calibrator	PC106P	1189	MP-0176-23	12 Sep 2024

2.This result of calibration was made on requested at the point specified by customer.

3.Scale and conversion factor is 1 kPa = 4.0146293 inH₂O

4.This instrument was used clean air as pressure media.

5.This instrument was calibrated by applied pressure to high-port (+) side and low-port (-) side open to atmospheric pressure.

6.This instrument was installed in vertical orientation and top of the pressure port was used as the reference level.

7.The certificate is valid only to the item calibrated on date and place of calibration.

8.This Certification is traceable to the International System of Unit maintained through-

-National Institute of Metrology (Thailand), NSC-ONSC Accredited No, Calibration 0144

Calibrated by : Suksan Khankaew
Issue Date : 17 April 2024

Approved Signatory :
[] Phalinee Prathpalpal
[] Sura Suwannasri
[✓] Attapol Panurach

เอกสารไม่ควบคุม



Cert.No.: 24P1251
Page: 2 of 2

Result of calibration:- Without adjustment
Function:- Pressure Measurement
Increasing Pressure

Range : 0 inH₂O to 36 inH₂O
Scale Interval: 0.1 inH₂O (The Second Estimate)

UUC Indication		ΔP	Error
Applied Pressure	High-port side		
0.00	0.00	0.00	0.00
2.00	1.00	-1.00	2.00
4.00	2.00	-2.00	4.00
6.00	3.00	-3.00	6.00
8.00	4.00	-4.00	8.00
10.00	5.00	-5.00	10.00
12.00	6.00	-6.00	12.00
14.00	7.05	-7.05	14.10
16.00	8.05	-8.05	16.10
18.00	9.05	-9.05	18.10
20.00	10.05	-10.05	20.10
22.00	11.05	-11.05	22.10
24.00	12.05	-12.05	24.10
26.00	13.05	-13.05	26.10
28.00	14.05	-14.05	28.10
30.00	15.05	-15.05	30.10
32.00	16.05	-16.10	32.15
34.00	17.05	-17.10	34.15
35.80	18.00	-18.00	36.00

The uncertainty of measurement was ± 0.11 inH₂O

* ΔP = High-port side - Low-port side

* UUC = Unit Under Calibration

The reported uncertainty of measurement was based on a standard uncertainty multiplied
by a coverage factor $k = 2$, providing a level of confidence of approximately 95 %.

-000-

เอกสารไม่ควบคุม



Page 1/3

Certificate of Calibration

Customer : UNITED ANALYST AND ENGINEERING CONSULTANT CO., LTD.
Name : 81 Soi Udomsuk 41, Sukhumvit Road, Bangchak, Prakanong, Bangkok
Address : 10260
Request No : Req-2024-2120

Unit Under Calibration Details

Measurement Item : Air Flow Meter
Manufacturer : BGI
Model : Delta Cal DC1
Serial Number : 159822
ID : UAE.EFM.039/2561
Location of Calibration : LAB 4 AIR VELOCITY METER
Accuracy : 0.75% of Reading
Sensor Model : -
Sensor Serial Number : -
Instrument Status : Used

Calibration Environment and Details

Temperature : 23 °C ± 3 °C
Humidity : 55 %RH ± 20 %RH
Barometric Pressure : 1013 hPa ± 10 hPa
Received Date : 10 September 2024
Calibration Date : 23 September 2024
Calibration Procedure : In-house method CP-AFM-01 by Comparison technique with Standard Primary Flow Calibrator

Reference Standard	Model	Serial Number	Traceable	Due Calibration
Air Flow Meter	Gilibrator 3 High flow	18501012012	Sensidyne	1 August 2025
Temperature meter	GT 11	08000057	Qreborn	1 March 2025
Pressure meter	CPG2400	41006KDU/651882	TPA	9 November 2024

Traceability :

This Certificate is traceable to SI Unit through Sensidyne A2LA Accreditation No. 3943.01

Note :

The reported uncertainty is based on standard uncertainty multiplied by the Coverage Factor $k = 2$, providing a level of confidence
approximately 95 %.

Calibration By :
Mr. Neppadon Luangart
Service Calibration Engineer

Approved By :
Mr. Pacit Mathavorn
Calibration Engineer Supervisor
Issue Date : 23 September 2024

เอกสารไม่ควบคุม



Page 2/3

Certificate No : 24-AFM-192

Request No : Req-2024-2120

Result of Calibration : Without Adjustment

Temperature (°C)	Pressure (kPa)	STD (l/min)	UUC (l/min)	Error (l/min)	Uncertainty (l/min)	MPE (l/min)	Result
24.30	99.90	14.50	14.57	0.07	0.20	0.109	N/A
24.40	99.90	15.00	15.06	0.06	0.21	0.113	N/A
24.40	99.80	15.80	15.85	0.05	0.22	0.119	N/A
24.50	99.80	16.67	16.70	0.03	0.23	0.125	N/A
24.50	99.60	18.30	18.28	-0.02	0.26	0.137	N/A

Note : STD : Standard UUC : Unit Under Calibration

- UUC Reference Condition : 25 °C, 101.3 kPa, Air

- Flow Rate was corrected for non-standard operating condition by using equation :

$$Q_{meas} = Q_{ref} \times \frac{P_{ref}}{P} \times \frac{T_{meas}}{T_{ref}}$$

where Q = Flow Rate P = Absolute Pressure T = Absolute Temperature
Meas = Measurement Condition ref = Standard Condition

* Indicates non accredited

MPE = Maximum Permissible Error (Specified in Manufacturer's Specifications)

N/A = Not Available, Customer does not require a statement of conformity.

เอกสารไม่ควบคุม

Certificate No : 24-AFM-192

Request No : Req-2024-2120

Decision Rule for Statements of Conformity

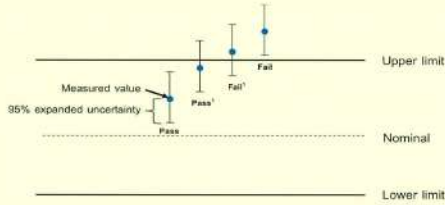
The standard decision rule employed for the statements of conformity to each calibration result will be applied using ILAC-G8:09/2019: Guidelines on the Reporting of Compliance with Specification as following Fig. and statements

Pass – The measurement result plus the expanded uncertainty with a 95% coverage probability were within the limit.

Pass² – The measurement result was within the limit. However, a portion of the expanded uncertainty of measurement at 95% exceeds the limit.

Fail¹ – The measurement result was out of the limit. However, a portion of the expanded uncertainty of measurement at 95% is within the limit.

Fail – The measurement result plus the expanded uncertainty with a 95% coverage probability were outside the limit.



End of Certificate

The results related only to the item calibrated. The certificate shall not be reproduced except in full, without written approval of the Innovative Instrument Co., Ltd.

FM-708-AFM-01 Rev.04 Issue date 17/6/24

เอกสารไม่ควบคุม

Certificate of Calibration

Certificate No : 24-TPM-440

Request No : Req-2024-2120

Page : 1/2

Customer

Name : UNITED ANALYST AND ENGINEERING
CONSULTANT CO., LTD.
Address : 81 Soi Udomsuk 41, Sukhumvit Road, Bangchak,
Prakanong, Bangkok 10260

Unit Under Calibration Details

Calibration Parameter : Temperature
Instrument Name : Air Flow meter Range Calibration : 20 °C to 50 °C
Manufacturer : BGI Type of Sensor : RTD
Model : Delta Cal DC1 Sensor Diameter (mm) : 3
Serial Number : 159822 Calibration Position (mm) : 45
Resolution : 0.1 °C Instrument Status : Used
ID Number : UAE.EFM.039/2561

Calibration Environment and Details

Temperature : 23 °C ± 3 °C
Humidity : 55 %RH ± 15 %RH
Received Date : 10 September 2024
Calibrated Date : 25 September 2024
Calibration Procedure : In-house method CP-TPM-01 by Comparison with Standard Thermometer.

Reference Standard

Digital Thermometer with Sensor, Manufacturer: GINGO/GINGO, Model: GT11/ RTD100, SN:
08000057, ID: 02-TPM Which was calibrated on 1 March 2024, Calibration Certificate No. : QR24-0478

Traceability

This Certificate is traceable to SI Unit through Quality Reborn Co., Ltd., NSC-ONSC Accreditation No.:
Calibration 0292.

Note

The reported uncertainty is based on standard uncertainty multiplied by the Coverage Factor $k=2$, providing a level of confidence approximately 95 %.

Approved By :

Mr. Noppadon Luangart

Technical Manager

Issue Date : 25 September 2024

เอกสารไม่ควบคุม

The results related only to the item calibrated. The certificate shall not be reproduced except in full, without written approval of the Innovative Instrument Co., Ltd.

FM-708-TPM-01 Rev.01 Issue date 13/02/20

Certificate No : 24-TPM-440

Request No : Req-2024-2120

Page : 2/2

Result of Calibration :

UUC Sensor	Standard Temperature (°C)	UUC Reading (°C)	Correction (°C)	Uncertainty (°C)
Ta	20.031	19.9	+ 0.1	0.13
	25.034	24.9	+ 0.1	0.13
	30.035	30.0	0.0	0.13
	35.029	35.0	0.0	0.13
	40.011	40.0	0.0	0.13
	45.008	45.0	0.0	0.13
Tf	50.007	50.0	0.0	0.13
	20.031	19.9	+ 0.1	0.13
	25.034	24.9	+ 0.1	0.13
	30.035	30.0	0.0	0.13
	35.029	35.0	0.0	0.13
	40.011	40.0	0.0	0.13
	45.008	45.0	0.0	0.13
	50.007	50.0	0.0	0.13

End of Certificate

Calibrated By :

Mr. Sittichok Jirapukdeesakul

เอกสารไม่ควบคุม

The results related only to the item calibrated. The certificate shall not be reproduced except in full, without written approval of the Innovative Instrument Co., Ltd.

FM-708-TPM-01 Rev.01 Issue date 13/02/20



TECHNOLOGY PROMOTION ASSOCIATION (THAILAND-JAPAN)
CORPORATE SERVICES 3: EQUIPMENT CALIBRATION AND TESTING SERVICES
534/4 PATTANAKARN ROAD SOI 18, SUANLUANG, SUANLUANG, BANGKOK 10250
TEL. 0-2717-3000-24 FAX. 0-2719-9484

Certificate of Calibration

Certificate No. : 24P1369

Page : 1 of 2

Equipment : Aneroid Barometer

Manufacturer : Bango

Model : -

Serial No. : -

ID No. : UAE.ANV.013/2547

Condition As-Received: Used Item

Received Date: 05 April 2024

Calibration Date: 22 April 2024

Reference: 2404-0243WSC

Submitted by: United Analyst and Engineering Consultant Co., Ltd.

Ambient Temperature: (23 ± 2) °C

Relative Humidity: (50 ± 15) %

81 Soi Udomsuk 41, Sukhumvit Road, Bangchak,

Atmospheric Pressure: 1007 mbar

Phrakhanong, Bangkok 10260

Procedure used: The calibration was conducted by direct comparison method against Pressure Measuring Instruments Standard according to calibration procedure CP-P10, using " DKD-R 6-1 ; Calibration of Pressure Gauges " as a guidelines.

Condition of this result of calibration

1.Reference standards instruments :

Instrument	Model	Serial No.	Certificate No.	Due Date
1) Standard Barometer	DPI142	1422505046	MP-0094-23	03 May 2024

2.This instrument was installed in vertical orientation and center of the dial was used as the reference level.

3.This result of calibration was made on requested at the point specified by customer.

4.Scale and conversion factor is 1 kPa = 7,50062 mmHg

5.This result of calibration instrument was in absolute pressure.

6.This instrument was used clean air as pressure media.

7.The certificate is valid only to the item calibrated on date and place of calibration.

8.This Certificate is traceable to the International System of Unit maintained through-

-National Institute of Metrology Thailand (NIMT)

Calibrated by : Suksan Khankaew

Issue Date : 23 April 2024

Approved Signatory :

[] Phalinee Prathpaipal

[] Sura Suwannasari

[✓] Attapol Panurach

เอกสารไม่ควบคุม



Cert.No.: 24P1369
Page: 2 of 2

Result of calibration:- Without adjustment

Range: 720 mmHg to 780 mmHg

Function:- Absolute Pressure Measurement

Scale Interval: 1 mmHg (The Fifth Estimate)

Increasing Pressure

Applied Pressure (mmHg)	718.40	729.71	740.61	751.07	761.97	773.05	786.91
UUC* Indication (mmHg)	720.0	730.0	740.0	750.0	760.0	770.0	780.0
Error (mmHg)	1.60	0.29	-0.61	-1.07	-1.97	-3.05	-6.91

Decreasing Pressure

Applied Pressure (mmHg)	786.91	772.99	761.71	750.69	740.13	729.35	718.44
UUC* Indication (mmHg)	780.0	770.0	760.0	750.0	740.0	730.0	720.0
Error (mmHg)	-6.91	-2.99	-1.71	-0.69	-0.13	0.65	1.56

The uncertainty of measurement was ± 0.24 mmHg

* UUC = Unit Under Calibration

The reported uncertainty of measurement was based on a standard uncertainty multiplied by a coverage factor $k = 2$, providing a level of confidence of approximately 95 %.

-000-

เอกสารไม่ควบคุม



TECHNOLOGY PROMOTION ASSOCIATION (THAILAND-JAPAN)
CORPORATE SERVICES 3: EQUIPMENT CALIBRATION AND TESTING SERVICES
534/4 PATTANAKARN ROAD SOI 18, SUANLUANG, SUANLUANG, BANGKOK 10250
TEL. 0-2717-3000-24 FAX. 0-2719-9484



Certificate of Calibration

Certificate No.: 24H753
Page: 1 of 2

Equipment: Dial Thermo-Hygrometer

Manufacturer: Barigo

Model: -

Serial No.: -

ID No.: UAE/ANV.127/2550

Condition As-Received: Used Item

Received Date: 05 April 2024

Calibration Date: 10 April 2024

Reference: to 18 April 2024
2404-0247WSC

Ambient Temperature: (25 ± 3) °C

Relative Humidity: (50 ± 20) %

This certificate may not be reproduced other than in full, except with the prior written approval of the head of Corporate Services 3: Equipment Calibration and Testing Services.

Submitted by: United Analyst and Engineering Consultant Co., Ltd.

81 Soi Udomsuk 41, Sukhumvit Road,
Bangchak, Phrakhanong, Bangkok 10260

Procedure used: Calibration were conducted using in-house calibration procedure CP-H02 according to comparison with standard chilled mirror sensor for humidity measurement function and comparison with standard temperature probe for temperature measurement function into humidity / temperature chamber.

Condition of this result of calibration

1.Reference standards instruments:

Instrument	Model	Serial No.	Certificate No.	Due Date
1) Chilled Mirror Hygrometer	Dew Master	44730	21656	02 Aug 2024
2) Handheld Thermometer With Sensor	1521	A5A339	2311238	16 Oct 2024

2.The certificate is valid only to the item calibrated on date and place of calibration.

3.This Certification is traceable to the International System of Unit maintained through:-

-Thunder Scientific Corporation, NVLAB Accreditation No. Calibration 200582-0

-Technology Promotion Association (Thailand-Japan), NSC-ONSC Accredited No. Calibration 0008

Calibrated by: Chakrit Waewwanjua
Issue Date: 18 April 2024

Approved Signatory: _____
[] Chakrit Waewwanjua
[✓] Vipom Tantiyawutti
[] Unnopphol Harachai

เอกสารไม่ควบคุม



Cert. No.: 24H753
Page.: 2 of 2

Result of Calibration:- Without Adjustment
Function: Humidity Measurement.

Reference Temperature (°C)	Standard Humidity (%R.H.)	UUC* Reading (%R.H.)	Error (%R.H.)	Uncertainty of Measurement (±%R.H.)
25.0	40.1	43	2.9	1.6
25.0	60.0	60	0.0	1.7
25.0	80.0	78	-2.0	1.8

Result of Calibration:- Without Adjustment
Function: Temperature Measurement.

Standard Temperature (°C)	UUC* Reading (°C)	Error (°C)	Uncertainty of Measurement (±°C)
20.014	20.0	-0.014	0.72
25.033	25.0	-0.033	0.72
30.010	30.0	-0.010	0.72
35.027	34.5	-0.527	0.72
40.013	39.5	-0.513	0.72

UUC* : Unit Under Calibration

The reported uncertainty of measurement was base on standard uncertainty multiplied by coverage factor $k = 2.00$, providing confidence level approximately 95%.

-000-

เอกสารไม่ควบคุม



United Analyst and Engineering Consultant Co., Ltd.

3 Soi Udomsuk 41, Sukhumvit Road, Bangchak, Phrakhanong, Bangkok 10260

Tel. 0 2763 2828 Fax 0 2763 2800 www.uaec consultant.com E-mail: uae@uaec consultant.com

MULTI-POINT GAS TEST REPORT

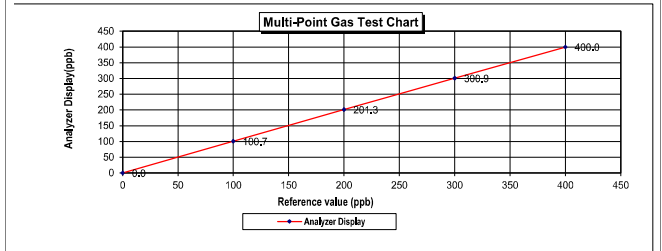
Test Date : Oct 4, 2024

Equipment:	Gas Analyzer (NO ₂)	Model:	42i
Manufacturer:	Thermo Scientific	Serial Number:	CM22387036

Standard Gas Concentration		Dilutor Detail	
Sulphur Dioxide (SO ₂)	42.89	PPM	Manufacturer: Thermo Scientific
Nitric Oxide (NO)	46.77	PPM	Model: 146i
Methane (CH ₄)	-	PPM	Serial Number: 1180540071
Carbon Monoxide (CO)	965.9		
Cylinder No.:	EB0159156		
Expiration Date:	Nov 6, 2026		

Multi-point gas test data

	Reference Value (ppb)	Analyzer Display (ppb)	Difference Error	Percent Error	[% Error]
Level 1	Zero	0.0	0.00	0.00	0.00
Level 2	20.00%	100.0	100.7	0.70	0.70
Level 3	40.00%	200.0	201.3	1.30	0.65
Level 4	60.00%	300.0	300.9	0.90	0.30
Level 5	80.00%	400.0	400.0	0.00	0.00
Remark:	Measuring Range	500.0 ppb	Average Difference (%)		
	:Acceptable Limit $\pm 5\%$		0.33		



Calculate by
Sithan C.
4 10 2567

Approve by
P. P. P.
4 Oct 2024

เอกสารไม่ควบคุม

MULTI-POINT GAS TEST REPORT

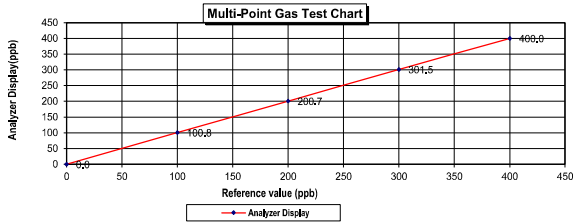
Test Date : Oct 4, 2024

Equipment : Gas Analyzer (NO₂) Model : 42i
Manufacturer : Thermo Scientific Serial Number : CM22387037

Standard Gas Concentration			Dilutor Detail	
Sulphur Dioxide (SO ₂)	42.89	PPM	Manufacturer :	Thermo Scientific
Nitric Oxide (NO)	46.77	PPM	Model :	146i
Methane (CH ₄)	-	PPM	Serial Number :	1180540071
Carbon Monoxide (CO)	965.9			
Cylinder No. :	EB0159156			
Expiration Date :	Nov 6, 2026			

Multi-point gas test data

Reference Value (ppb)	Analyzer Display (ppb)	Difference Error	Percent Error	[% Error]
Level 1 Zero	0.0	0.00	0.00	0.00
Level 2 20.00%	100.0	0.80	0.79	0.79
Level 3 40.00%	200.0	0.70	0.35	0.35
Level 4 60.00%	300.0	1.50	0.50	0.50
Level 5 80.00%	400.0	0.00	0.00	0.00
Remark : Measuring Range 500.0 ppb		Average Difference (%)		
:Acceptable Limit $\pm 5\%$		0.33		



Calculate by

11 / 10 / 2567

Approve by

11 / Oct / 2024

CERTIFICATE OF ANALYSIS

Grade of Product: EPA PROTOCOL STANDARD

Customer: AIR LIQUIDE (THAILAND)

Part Number: E05N191E15A0014

Cylinder Number: EB0162121

Laboratory: 124 - Plumsteadville - PA

PGVP Number: A12023

Gas Code: CO, CO₂, NO, NO₂, SO₂, BALN

Reference Number: 160-402772205-1

Cylinder Volume: 144.0 CF

Cylinder Pressure: 2016 PSIG

Valve Outlet: 660

Certification Date: Jul 06, 2023

Expiration Date: Jul 06, 2031

Certification performed in accordance with "EPA Traceability Protocol for Assay and Certification of Gaseous Calibration Standards" (May 2012) document EPA 800/R-12/031, using the assay procedure listed. Analytical Methodology does not require correction for analytical interference. This cylinder has a total analytical uncertainty as stated below with a confidence level of 95%. There are no significant impurities which affect the use of this calibration mixture. All concentrations are on a molar/molar basis unless otherwise noted. The results relate only to the items tested. The report shall not be reproduced except in full without approval of the laboratory. Do Not Use This Cylinder below 100 psig, i.e. 0.7 megapascals.

Component	Requested Concentration	Actual Concentration	Protocol Method	Total Relative Uncertainty	Assay Dates
NOX	100.0 PPM	100.4 PPM	G1	+/- 0.9% NIST Traceable	06/27/2023, 07/05/2023
NITRIC OXIDE	100.0 PPM	100.2 PPM	G1	+/- 0.9% NIST Traceable	06/27/2023, 07/05/2023
SULFUR DIOXIDE	100.0 PPM	100.0 PPM	G1	+/- 1.4% NIST Traceable	06/27/2023, 07/05/2023
CARBON MONOXIDE	200.0 PPM	199.2 PPM	G1	+/- 0.3% NIST Traceable	06/29/2023
CARBON DIOXIDE	8,000 %	7,982 %	G1	+/- 1.2% NIST Traceable	06/27/2023
NITROGEN	Balance				

CALIBRATION STANDARDS

Type	Lot ID	Cylinder No	Concentration	Uncertainty	Expiration Date
GMIS	104202308	CC754364	96.36 PPM NITRIC OXIDE/NITROGEN	+/- 0.4%	Jan 04, 2031
PRM	C2319101	APE1514048	100.19 PPM NITRIC OXIDE/NITROGEN	+/- 0.3%	Feb 28, 2025
GMIS	2023042525	CC754381	96.52 PPM NITRIC OXIDE/NITROGEN	+/- 0.4%	Apr 25, 2031
PRM	12409	D913860	15.01 PPM NITROGEN DIOXIDE/AIR	+/- 1.5%	Feb 17, 2023
GMIS	15340202002	E90130037	9.893 PPM NITROGEN DIOXIDE/NITROGEN	+/- 1.0%	Sep 29, 2025
NTRM	160102-22	KAL003620	97.69 PPM SULFUR DIOXIDE/NITROGEN	+/- 0.8%	Nov 01, 2027
CO	239001	CC745902	249.47 PPM CARBON MONOXIDE/NITROGEN	+/- 0.3%	Dec 09, 2028
NTRM	130606-02	CC411738	13.358 PPM CARBON DIOXIDE/NITROGEN	+/- 0.6%	May 14, 2025

The PRM, NTRM, PRM, or RGM noted above is only in reference to the GMIS used in the assay and not part of the analysis.

ANALYTICAL EQUIPMENT

Instrument/Make/Model	Analytical Principle	Last Multipoint Calibration
Nicolet iS50 FTIR AUP2010245 CO ₂	FTIR	Jun 15, 2023
SIEMENS ULTRAMATE 6 N1-D8-180	NDIR	Jun 14, 2023
Nicolet iS50 FTIR AUP2010245 NO	FTIR	Jun 29, 2023
Nicolet iS50 FTIR AUP2010245 NO ₂	FTIR	Jun 15, 2023
Nicolet iS50 FTIR AUP2010245 SO ₂	FTIR	Jun 08, 2023

Approved for Release

MULTI-POINT GAS TEST REPORT

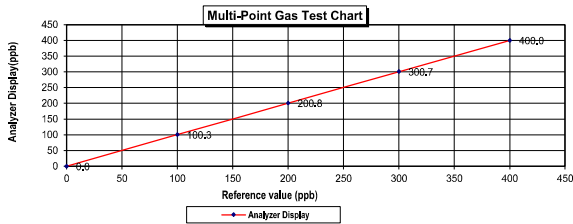
Test Date : Sep 6, 2024

Equipment : Gas Analyzer (SO₂) Model : 43i
Manufacturer : Thermo SCIENTIFIC Serial Number : 1182920016

Standard Gas Concentration			Dilutor Detail	
Sulphur Dioxide (SO ₂)	42.89	PPM	Manufacturer :	Thermo SCIENTIFIC
Nitric Oxide (NO)	46.77	PPM	Model :	146i
Methane (CH ₄)	-	PPM	Serial Number :	1180540071
Carbon Monoxide (CO)	965.9			
Cylinder No. :	EB0159156			
Expiration Date :	Nov 06, 2026			

Multi-point gas test data

Reference Value (ppb)	Analyzer Display (ppb)	Difference Error	Percent Error	[% Error]
Level 1 Zero	0.0	0.00	0.00	0.00
Level 2 20.00%	100.0	0.30	0.30	0.30
Level 3 40.00%	200.0	0.80	0.40	0.40
Level 4 60.00%	300.0	0.70	0.23	0.23
Level 5 80.00%	400.0	0.00	0.00	0.00
Remark : Measuring Range 500.0 ppb		Average Difference (%)		
:Acceptable Limit $\pm 5\%$		0.19		



Calculate by

6 / 9 / 2567

Approve by

6 / Sep / 2024

MULTI-POINT GAS TEST REPORT

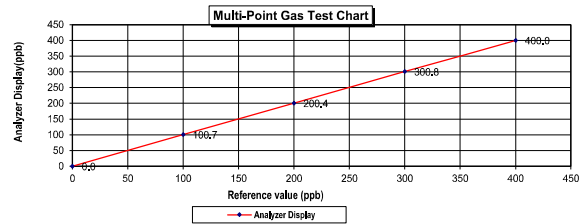
Test Date : Sep 4, 2024

Equipment : Gas Analyzer (SO₂) Model : 43i
Manufacturer : Thermo SCIENTIFIC Serial Number : 1180540065

Standard Gas Concentration			Dilutor Detail	
Sulphur Dioxide (SO ₂)	42.89	PPM	Manufacturer :	Thermo SCIENTIFIC
Nitric Oxide (NO)	46.77	PPM	Model :	146i
Methane (CH ₄)	-	PPM	Serial Number :	1180540071
Carbon Monoxide (CO)	965.9			
Cylinder No. :	EB0159156			
Expiration Date :	Nov 06, 2026			

Multi-point gas test data

Reference Value (ppb)	Analyzer Display (ppb)	Difference Error	Percent Error	[% Error]
Level 1 Zero	0.0	0.00	0.00	0.00
Level 2 20.00%	100.0	100.7	0.70	0.70
Level 3 40.00%	200.0	200.4	0.40	0.20
Level 4 60.00%	300.0	300.8	0.80	0.27
Level 5 80.00%	400.0	400.0	0.00	0.00
Remark : Measuring Range 500.0 ppb		Average Difference (%)		
:Acceptable Limit $\pm 5\%$		0.23		



Calculate by

4 / 9 / 2567

Approve by

4 / Sep / 2024

CERTIFICATE OF ANALYSIS

Grade of Product: EPA PROTOCOL STANDARD

Customer: AIR LIQUIDE (THAILAND)

LTD:- E05N191E15A0014

Cylinder Number: EB0162121

Laboratory: 124 - Plumsteadville - PA

PGVP Number: A12023

Gas Code: CO,CO2,NO,NOX,SO2,BALN

Reference Number: 160-402772205-1

Cylinder Volume: 144.0 CF

Cylinder Pressure: 2016 PSIG

Valve Outlet: 660

Certification Date: Jul 06, 2023

Expiration Date: Jul 06, 2031

Certification performed in accordance with "EPA Traceability Protocol for Assay and Certification of Gaseous Calibration Standards" (May 2012) document EPA 800/R-12/031, using the assay procedures listed. Analytical Methodology does not require correction for analytical interference. This cylinder has a total analytical uncertainty as stated below with a confidence level of 95%. There are no significant impurities which affect the use of this calibration mixture. All concentrations are on a mole/mole basis unless otherwise noted. The results relate only to the items tested. The report shall not be reproduced except in full without approval of the laboratory. Do Not Use This Cylinder below 100 psig, i.e. 0.7 megapascals.

ANALYTICAL RESULTS

Component	Requested Concentration	Actual Concentration	Protocol Method	Total Relative Uncertainty	Assay Dates
NOX	100.0 PPM	100.4 PPM	G1	+/- 0.9% NIST Traceable	06/27/2023, 07/05/2023
NITRIC OXIDE	100.0 PPM	100.2 PPM	G1	+/- 0.9% NIST Traceable	06/27/2023, 07/05/2023
SULFUR DIOXIDE	100.0 PPM	100.0 PPM	G1	+/- 1.4% NIST Traceable	06/27/2023, 07/05/2023
CARBON MONOXIDE	200.0 PPM	199.2 PPM	G1	+/- 0.3% NIST Traceable	06/29/2023
CARBON DIOXIDE	8.000 %	7.982 %	G1	+/- 1.2% NIST Traceable	06/27/2023
NITROGEN	Balance				

CALIBRATION STANDARDS

Type	Lot ID	Cylinder No	Concentration	Uncertainty	Expiration Date
GMIS	104202308	CC754364	96.36 PPM NITRIC OXIDE/NITROGEN	+/- 0.4%	Jan 04, 2031
PRM	C2219101	APE1514048	100.19 PPM NITRIC OXIDE/NITROGEN	+/- 0.3%	Feb 28, 2025
GMIS	2023042525	CC754381	96.52 PPM NITRIC OXIDE/NITROGEN	+/- 0.4%	Apr 25, 2031
PRM	12409	D913660	15.01 PPM NITROGEN DIOXIDE/AIR	+/- 1.5%	Feb 17, 2023
GMIS	15340202002	E90130037	9.993 PPM NITROGEN DIOXIDE/NITROGEN	+/- 1.0%	Sep 29, 2025
NTRM	160102-22	KAL003620	97.69 PPM SULFUR DIOXIDE/NITROGEN	+/- 0.8%	Nov 01, 2027
CO	230601	CC745902	249.47 PPM CARBON MONOXIDE/NITROGEN	+/- 0.3%	Dec 09, 2028
NTRM	130606-02	CC411738	13.35% CARBON DIOXIDE/NITROGEN	+/- 0.6%	May 14, 2025

The SRM, NTRM, PRM, or RQM noted above is only in reference to the GMIS used in the assay and not part of the analysis.

ANALYTICAL EQUIPMENT

Instrument/Make/Model	Analytical Principle	Last Multipoint Calibration
Nicolet iSSO FTIR AUP2010245 CO2	FTIR	Jun 15, 2023
SIEMENS ULTRAMATE N1-D8-180	NDIR	Jun 14, 2023
Nicolet iSSO FTIR AUP2010245 NO	FTIR	Jun 29, 2023
Nicolet iSSO FTIR AUP2010245 NO2	FTIR	Jun 15, 2023
Nicolet iSSO FTIR AUP2010245 SO2	FTIR	Jun 08, 2023

Approved for Release

Page 1 of 1

MULTI-POINT GAS TEST REPORT

Test Date : Sep 9, 2024

Equipment : Gas Analyzer (CO) Model : 48i
Manufacturer : Thermo Scientific Serial Number : 1200636467

Standard Gas Concentration

Sulphur Dioxide (SO ₂)	42.89	PPM
Nitric Oxide (NO)	46.77	PPM
Methane (CH ₄)	-	PPM
Carbon Monoxide (CO)	965.9	PPM
Cylinder No. :	EB01159156	
Expiration Date :	Nov 06, 2026	

Dilutor Detail

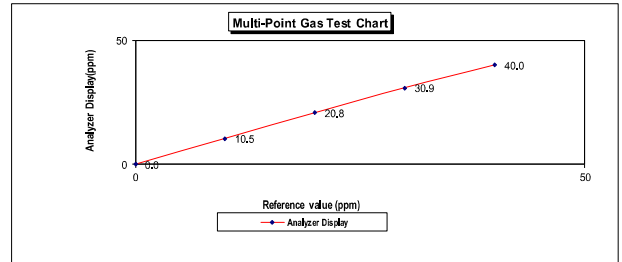
Manufacturer :	Thermo Scientific
Model :	146i
Serial Number :	1180540071

Multi-point gas test data

	Reference Value (ppm)	Analyzer Display (ppm)	Difference Error	Percent Error	[% Error]
Level 1	Zero	0.0	0.0	0.0	0.0
Level 2	20.00%	10.0	10.5	0.5	4.8
Level 3	40.00%	20.0	20.8	0.8	3.8
Level 4	60.00%	30.0	30.9	0.9	2.9
Level 5	80.00%	40.0	40.0	0.0	0.0

Remark : Measuring Range 50.0 ppm

Acceptable Limit ± 5%



Calculate by

9/9/2567

Approve by

9/Sep/2024

Page 1 of 1

เอกสารไม่ควบคุม

เอกสารไม่ควบคุม

CERTIFICATE OF ANALYSIS

Grade of Product: EPA PROTOCOL STANDARD

Customer: AIR LIQUIDE (THAILAND)

LTD:- E05N191E15A0014

Cylinder Number: EB0162121

Laboratory: 124 - Plumsteadville - PA

PGVP Number: A12023

Gas Code: CO,CO2,NO,NOX,SO2,BALN

Reference Number: 160-402772205-1

Cylinder Volume: 144.0 CF

Cylinder Pressure: 2016 PSIG

Valve Outlet: 660

Certification Date: Jul 06, 2023

Expiration Date: Jul 06, 2031

Certification performed in accordance with "EPA Traceability Protocol for Assay and Certification of Gaseous Calibration Standards" (May 2012) document EPA 800/R-12/031, using the assay procedures listed. Analytical Methodology does not require correction for analytical interference. This cylinder has a total analytical uncertainty as stated below with a confidence level of 95%. There are no significant impurities which affect the use of this calibration mixture. All concentrations are on a mole/mole basis unless otherwise noted. The results relate only to the items tested. The report shall not be reproduced except in full without approval of the laboratory. Do Not Use This Cylinder below 100 psig, i.e. 0.7 megapascals.

ANALYTICAL RESULTS

Component	Requested Concentration	Actual Concentration	Protocol Method	Total Relative Uncertainty	Assay Dates
NOX	100.0 PPM	100.4 PPM	G1	+/- 0.9% NIST Traceable	06/27/2023, 07/05/2023
NITRIC OXIDE	100.0 PPM	100.2 PPM	G1	+/- 0.9% NIST Traceable	06/27/2023, 07/05/2023
SULFUR DIOXIDE	100.0 PPM	100.0 PPM	G1	+/- 1.4% NIST Traceable	06/27/2023, 07/05/2023
CARBON MONOXIDE	200.0 PPM	199.2 PPM	G1	+/- 0.3% NIST Traceable	06/29/2023
CARBON DIOXIDE	8.000 %	7.982 %	G1	+/- 1.2% NIST Traceable	06/27/2023
NITROGEN	Balance				

CALIBRATION STANDARDS

Type	Lot ID	Cylinder No	Concentration	Uncertainty	Expiration Date
GMIS	104202308	CC754364	96.36 PPM NITRIC OXIDE/NITROGEN	+/- 0.4%	Jan 04, 2031
PRM	C2219101	APE1514048	100.19 PPM NITRIC OXIDE/NITROGEN	+/- 0.3%	Feb 28, 2025
GMIS	2023042525	CC754381	96.52 PPM NITRIC OXIDE/NITROGEN	+/- 0.4%	Apr 25, 2031
PRM	12409	D913660	15.01 PPM NITROGEN DIOXIDE/AIR	+/- 1.5%	Feb 17, 2023
GMIS	15340202002	E90130037	9.993 PPM NITROGEN DIOXIDE/NITROGEN	+/- 1.0%	Sep 29, 2025
NTRM	160102-22	KAL003620	97.69 PPM SULFUR DIOXIDE/NITROGEN	+/- 0.8%	Nov 01, 2027
CO	230601	CC745902	249.47 PPM CARBON MONOXIDE/NITROGEN	+/- 0.3%	Dec 09, 2028
NTRM	130606-02	CC411738	13.35% CARBON DIOXIDE/NITROGEN	+/- 0.6%	May 14, 2025

The SRM, NTRM, PRM, or RQM noted above is only in reference to the GMIS used in the assay and not part of the analysis.

ANALYTICAL EQUIPMENT

Instrument/Make/Model	Analytical Principle	Last Multipoint Calibration
Nicolet iSSO FTIR AUP2010245 CO2	FTIR	Jun 15, 2023
SIEMENS ULTRAMATE N1-D8-180	NDIR	Jun 14, 2023
Nicolet iSSO FTIR AUP2010245 NO	FTIR	Jun 29, 2023
Nicolet iSSO FTIR AUP2010245 NO2	FTIR	Jun 15, 2023
Nicolet iSSO FTIR AUP2010245 SO2	FTIR	Jun 08, 2023

Calculate by

9/9/2567

Approve by

9/Sep/2024

Approved for Release

Page 1 of 1

Page 1 of 1

เอกสารไม่ควบคุม

เอกสารไม่ควบคุม

MEASUREMENT RESULTS¹

The Cup anemometer, Unit Under Calibration (UUC) was exercised at 10 m/s for 5 minutes prior to calibration being performed. The standard air velocity 0.5 m/s to 5 m/s was calculated by a standard air velocity transducer which was installed 50 mm away from wind tunnel nozzle and installed 40 mm away from tip of the test section and the standard air velocity 5 m/s to 30 m/s was calculated by a pitot tube with precision differential pressure meter which was installed 50 mm away from wind tunnel nozzle and installed 40 mm away from tip of the test section. UUC was mounted on a round vertical tube of the lower plate at center of test section. The calibration was carried out under both rising and falling air velocity in the range of 1 m/s to 36 m/s at calibration interval of 1 m/s. The results of calibration and associated measurement uncertainties are reported in the table below.

V_{ref} (m/s)	Temp. wind tunnel (°C)	Temp. room (°C)	V_{UUC} (m/s)	Error (m/s)	U (k=2) (m/s)
1.093	23.98	24.05	0.9	-0.2	0.31
2.051	24.24	24.05	1.8	-0.3	0.31
3.124	24.02	24.05	2.9	-0.2	0.31
4.086	24.04	24.05	3.8	-0.3	0.31
5.09	23.68	24.05	4.9	-0.2	0.31
6.08	23.84	24.05	5.9	-0.2	0.31
6.99	23.52	24.05	6.8	-0.2	0.31
8.16	24.48	24.05	8.0	-0.2	0.31
9.12	23.50	24.05	9.1	-0.1	0.31
9.98	24.02	24.05	9.9	-0.1	0.31
11.04	23.46	24.05	11.1	0.0	0.31
12.05	23.64	24.05	12.1	0.1	0.31
13.02	23.46	24.05	13.0	-0.1	0.31
13.96	23.50	24.05	14.0	0.1	0.35
15.03	23.52	24.05	15.1	0.1	0.39
16.00	23.50	24.05	16.0	0.0	0.34

Remark:

¹ Calibration results only count for the tested circumstances and environmental conditions during which calibration took place

² Velocity of standard

³ Velocity of Unit Under Calibration

PHOTO OF CALIBRATION SET-UP



Calibration set-up of the Cup anemometer calibration in the wind tunnel of Jiranatee Associates Co., Ltd. The Cup anemometer shown may differ from the calibrated one. Remark: The proportion of the set-up is not true to scale due to imaging geometry.



MEASUREMENT ITEM
MANUFACTURER
MODEL/TYPE
SERIAL NUMBER
ID NUMBER
CONDITION AS-RECEIVED
CUSTOMER

1 Cup anemometer
1 ISI Lastem
1 Sensor: DNA202
Data logger: E-LOG
1 Sensor: BQ1705627
Data logger: 17037708
1 -
1 Used item
1 United Analyst and Engineering Consultant Co., Ltd.
81 Soi Udomsak 41, Sukhumvit Road, Bangkok,
Phrakhanong, Bangkok 10260

RECEIVED DATE
MEASUREMENT DATE
ISSUE DATE

02 Aug 2024
07 Aug 2024
09 Aug 2024

ENVIRONMENTAL CONDITIONS:
Ambient condition in the laboratory are as follow:
Temperature
Relative Humidity
Atmospheric Pressure

23.0 ± 3.0 °C
55.0 ± 15.0 %RH
1010 ± 10 hPa

PLACE OF CALIBRATION
Effel-type wind tunnel of Jiranatee Associates Co., Ltd.

CALIBRATION CONDITIONS

1 Wind tunnel cross-section area¹ 900 cm²
Wind direction frontal area² 195 cm²
Diameter of mounting pipe³ - mm
Blockage ratio of test object⁴ 0.217 [-]

Preconditioning
Measurement Condition

24 hours at ambient conditions.
The average values during measurement are (23.8) °C, (41.5) %RH and (1009.0) hPa

TABULATION OF RESULTS:
The table on next page give the measured values.

Calibrated by:
☒ Mr. Sorawit Thachalad
☐ Miss Jitraporn Lertsomphol



Approved signatory:
Mr. Parinya Booncharoen
Calibration Department Manager

Remark:
¹ Wind cross-section area of the wind tunnel
² Proposed cross-section area of the tested object include mounting pipe
³ Diameter of mounting pipe
⁴ Ratio "to"

THIS CERTIFICATE OF CALIBRATION MAY NOT BE REPRODUCED EXCEPT IN FULL UNLESS PERMISSION FOR REPRODUCTION HAS BEEN OBTAINED IN WRITING FROM THE LABORATORY

เอกสารไม่ควบคุม

เอกสารไม่ควบคุม

MEASUREMENT RESULTS¹

The wind direction sensor was calibrated against standard rotary encoder by comparison method. During calibration, the measurement was carried out at 45° intervals in clockwise and counterclockwise directions after offset adjustment has been made. The flow speed of wind tunnel (usually 5 m/s) is kept constant while the sensor is rotated around its vertical axis. The results of calibration and associated measurement uncertainties are reported in the table below.

Air speed m/s	D ¹ CW Degree (°)	D ¹ CCW Degree (°)	Error Degree (°)	U (k=2) Degree (°)
5.01	0.000	0	0	0.80
	45.000	46	1	0.80
	90.000	90	0	0.80
	135.000	135	0	0.80
	180.000	180	0	0.80
	225.000	225	0	0.80
	270.000	269	-1	0.80
	315.000	314	-1	0.80
				0.80
				0.80

Remark:

¹ Calibration results only count for the tested (circumstances and environmental conditions during which calibration took place

² Direction of standard

³ Direction of Unit Under Calibration



MEASUREMENT ITEM
MANUFACTURER
MODEL/TYPE
SERIAL NUMBER
ID NUMBER
CONDITION AS-RECEIVED
CUSTOMER

1 Wind Direction Sensor
1 ISI Lastem
1 Sensor: DNA212
Data logger: E-LOG
1 Sensor: 19020250
Data logger: 17037708
1 -
1 Used item
1 United Analyst and Engineering Consultant Co., Ltd.
81 Soi Udomsak 41, Sukhumvit Road, Bangkok,
Phrakhanong, Bangkok 10260

RECEIVED DATE
MEASUREMENT DATE
ISSUE DATE

02 Aug 2024
08 Aug 2024
09 Aug 2024

ENVIRONMENTAL CONDITIONS:
Ambient condition in the laboratory are as follow:
Temperature
Relative Humidity
Atmospheric Pressure

23.0 ± 3.0 °C
55.0 ± 15.0 %RH
1010 ± 10 hPa

PLACE OF CALIBRATION
Effel-type wind tunnel of Jiranatee Associates Co., Ltd.

CALIBRATION CONDITION

1 Wind tunnel cross-section area¹ 900 cm²
Wind direction frontal area² 52 cm²
Diameter of mounting pipe³ - mm
Blockage ratio of test object⁴ 0.058 [-]

Preconditioning
Measurement Condition

24 hours at ambient conditions.
The average values during measurement are (24.9) °C, (45.1) %RH and (1005.2) hPa.

TABULATION OF RESULTS:
The table on next page give the measured values.

Calibrated by:
☒ Mr. Sorawit Thachalad
☐ Miss Jitraporn Lertsomphol



Approved signatory:
Mr. Parinya Booncharoen
Calibration Department Manager

Remark:
¹ Wind cross-section area of the wind tunnel
² Proposed cross-section area of the tested object include mounting pipe
³ Diameter of mounting pipe
⁴ Ratio "to"

THIS CERTIFICATE OF CALIBRATION MAY NOT BE REPRODUCED EXCEPT IN FULL UNLESS PERMISSION FOR REPRODUCTION HAS BEEN OBTAINED IN WRITING FROM THE LABORATORY

เอกสารไม่ควบคุม

เอกสารไม่ควบคุม

CERTIFICATE OF CALIBRATION

Certificate No. : CDT-146-67

Page 1 of 2 Pages

MEASUREMENT ITEM : Temperature sensor with data logger
MANUFACTURER : LSI Lastem
MODEL/TYPE : E-LOG
SERIAL NUMBER : 17037708
ID NUMBER : -
CONDITION AS-RECEIVED : Used item
CUSTOMER : United Analyst and Engineering Consultant Co., Ltd.
81 Soi Udomsuk 41, Sukhumvit Road, Bangkok, Phrakhanong, Bangkok 10260

RECEIVED DATE : 02 Aug 2024
MEASUREMENT DATE : 07 Aug 2024
ISSUE DATE : 09 Aug 2024

ENVIRONMENTAL CONDITIONS:
Ambient condition in the laboratory are as follow:
Temperature : 23.0 ± 3.0 °C
Relative Humidity : 55.0 ± 15.0 %RH

NOTED: The certificate is valid only to the item calibrated on date and place of calibration.

TABULATION OF RESULTS:
The table on next page give the measured values.

Calibration procedure:
The temperature calibration was done by In-House calibration method using WP-CL-001 according to comparison method with standard digital temperature indicator and standard temperature probe. The temperature scale use was based on ITS-90.

Traceability:
The measurement results are traceable to the international system of units (SI) through National Institute of Metrology Thailand (NIMT).
Certificate number: TT-0047-24, Certificate number: ER-0101-23

Reference Used During Calibration:
1. Standard Temperature Probe
Model: STS-100 A500, Serial No.: 667682-09, Due date: 26 Mar 2025
2. Digital Temperature Indicator
Model: DTI-1000-A MK II, Serial No.: 671407-00591 Due date: 14 Sep 2024

Uncertainty of Measurement:
The reported uncertainty of measurement is based on the standard uncertainty multiplied by a coverage factor k=2, which for a normal distribution corresponds to a coverage probability of approximately 95%. The standard uncertainty has been determined in accordance with the GUM 'Evaluation of measurement data - Guide to the expression of uncertainty in measurement'

Result of Calibration: ☒ Without Adjustment ☐ With Adjustment

Calibration Range: 20 °C to 40 °C

Function:

Table 3: This equipment was connected with temperature sensor Model: DMA672.1 S/N: AW1604192.
Dimension: Diameter 14.88 mm. Length 140 mm.

Immersion Depth (mm)	Standard Reading (°C)	UUC Reading (°C)	Error (°C)	Uncertainty (°C)
120	20.060	18.48	-1.58	0.082
120	25.049	23.26	-1.79	0.082
120	30.046	28.08	-1.97	0.082
120	35.035	32.91	-2.13	0.082
120	40.017	37.69	-2.33	0.082

UUC*: Unit Under Calibration

End of Certificate of Calibration



Calibrated by:
☐ Mr. Sorapet Thachalad
☐ Miss Jitraporn Lertsomphol
☒ Miss Ruangrumpal Phoommit



Approved signatory:

Samia
Mr. Parinya Booncharoen
Calibration Department Manager

THIS CERTIFICATE MAY NOT BE REPRODUCED EXCEPT IN FULL UNLESS PERMISSION FOR REPRODUCTION HAS BEEN OBTAINED IN WRITING FROM THE LABORATORY

เอกสารไม่ควบคุม

เอกสารไม่ควบคุม

CERTIFICATE OF CALIBRATION

Certificate No. : CRT-030-67

Page 1 of 2 Pages

MEASUREMENT ITEM : Relative humidity with data logger
MANUFACTURER : LSI Lastem
MODEL/TYPE : Data Logger: E-LOG
Sensor: DMA672.1
SERIAL NUMBER : Data Logger: 17037708
Sensor: AW1604192
ID NUMBER : -
CONDITION AS-RECEIVED : Used item
CUSTOMER : United Analyst and Engineering Consultant Co., Ltd.
81 Soi Udomsuk 41, Sukhumvit Road, Bangkok, Phrakhanong, Bangkok 10260

RECEIVED DATE : 02 Aug 2024
MEASUREMENT DATE : 07 Aug 2024
ISSUE DATE : 09 Aug 2024

ENVIRONMENTAL CONDITIONS:
Ambient condition in the laboratory are as follow:
Temperature : 23.0 ± 3.0 °C
Relative Humidity : 55.0 ± 15.0 %RH

NOTED: The certificate is valid only to the item calibrated on date and place of calibration.

TABULATION OF RESULTS:
The table on next page give the measured values.

Calibration procedure:
The Relative humidity and Air Temperature calibration was done by In-House calibration method as WI-CL-009 and WI-CL-050 according to comparison method with Standard, Chilled Mirror hygrometer with Temperature sensor and standard Humidity generator chamber.

Traceability:
The measurements are traceable to the international system of units (SI) through National Institute of Metrology Thailand (NIMT).
Certificate number: TR-0079-23 and through Jiranatee Associates Co., Ltd. Certificate number: CDT-001-67.

Uncertainty of Measurement:
The reported uncertainty of measurement is based on the standard uncertainty multiplied by a coverage factor k=2, which for a normal distribution corresponds to a coverage probability of approximately 95%. The standard uncertainty has been determined in accordance with the GUM 'Evaluation of measurement data - Guide to the expression of uncertainty in measurement'

Measurement Results:

The results of calibration and associated measurement uncertainties are reported in the table below.

Result of Calibration: ☒ Without Adjustment ☐ With Adjustment

Table 1: The results of calibration of relative humidity at 30 °C are reported in table below.
Calibration Range: 20%RH to 80%RH

Air Temperature (°C)	Standard Reading (%RH)	UUC Reading (%RH)	Error (%RH)	Uncertainty (%RH)
29.85	19.56	17.7	-1.9	0.83
29.84	50.71	48.8	-1.9	1.3
29.86	82.46	80.5	-1.9	2.3

UUC*: Unit Under Calibration

End of Certificate of Calibration



Calibrated by:
☐ Mr. Sorapet Thachalad
☐ Miss Jitraporn Lertsomphol
☒ Miss Ruangrumpal Phoommit



Approved signatory:

Samia
Mr. Parinya Booncharoen
Calibration Department Manager

THIS CERTIFICATE REPORT MAY NOT BE REPRODUCED EXCEPT IN FULL UNLESS PERMISSION FOR REPRODUCTION HAS BEEN OBTAINED IN WRITING FROM THE LABORATORY

เอกสารไม่ควบคุม

เอกสารไม่ควบคุม

CERTIFICATE OF CALIBRATION

Certificate No. : CPR-010-67

Page 1 of 2 Pages

MEASUREMENT ITEM MANUFACTURER MODEL/TYPE

Digital barometer
LSI Lastem
Sensor: DQA240.1
Data logger: E-LOG
Sensor: R1605260
Data logger: 17037708

SERIAL NUMBER

-

ID NUMBER

-

CONDITION AS-RECEIVED

CUSTOMER

Used item
United Analyst and Engineering Consultant Co., Ltd.
81 Soi Udomsuk 41, Sukhumvit Road, Bangkok,
Phrahanong, Bangkok 10260

RECEIVED DATE

02 Aug 2024

MEASUREMENT DATE

09 Aug 2024

ISSUE DATE

09 Aug 2024

Calibration procedure:

The Digital barometer was calibrated against Digital pressure calibrator, The WI-CI-003 was used as a calibration guideline.

Traceability:

The measurement results are traceable to the international system of units (SI) through the NIMT (National Metrology Institute of Thailand) via Certificate number: MP-0009-24

Uncertainty of Measurement:

The reported uncertainty of measurement is based on the standard uncertainty multiplied by a coverage factor $k=2$, which for a normal distribution corresponds to a coverage probability of approximately 95%. The standard uncertainty has been determined in accordance with the GUM "Evaluation of measurement data - Guide to the expression of uncertainty in measurement"

CONDITION OF THIS RESULT OF CALIBRATION:

1. Reference Standard Instrument:

Instrument	Model	Serial No.	Certificate No.	Due Date
Absolute Pressure Transducer	CPG2500	4100126P	MP-0009-24	27 Dec 2024

2. Calibration effort for calibration sequence B

2. The UUC* was installed in vertical orientation above reference standard instrument and center of UUC* was used as the reference level.

3. Calibration conditions:

4. Condition
Pressure transmitting medium : Air
 p_0 (20°C, 1 bar) : 1.19 kg/m³
 H_{avg} : (15±15) %
 T_{amb} : (23±3) °C
 P_{amb} : (10130±10) mbar

5. The certificate is valid only to the item calibrated on date and place of calibration

Calibrated by:
☐ Mr. Sorawit Thachalad
☒ Miss Jitragorn Lertsomphol



Approved signatory:
Mr. Parinya Booncharoen
Calibration Department Manager

THIS CERTIFICATE REPORT MAY NOT BE REPRODUCED EXCEPT IN FULL UNLESS PERMISSION FOR REPRODUCTION HAS BEEN OBTAINED IN WRITING FROM THE LABORATORY

เอกสารไม่ควบคุม

CERTIFICATE OF CALIBRATION

Certificate No. : CPR-010-67

Page 2 of 2 Pages

MEASUREMENT RESULTS

☒ Without adjustment ☐ With adjustment

CALIBRATION IN THE RANGE OF

: 800 mbar to 1100 mbar

The results of calibration and associated measurement uncertainties are reported in the table below.

STD (mbar)	UUC* (mbar)	Error (mbar)	Uncertainty (k=2) (mbar)
800.16	800.1	0.0	0.28
830.12	830.0	-0.1	0.28
860.13	859.9	-0.2	0.28
890.13	890.0	-0.1	0.28
920.08	920.0	0.0	0.28
950.08	949.9	-0.2	0.28
980.07	979.9	-0.2	0.28
1010.08	1010.0	-0.1	0.28
1040.07	1040.1	0.0	0.28
1070.05	1070.0	-0.1	0.28
1100.07	1100.0	-0.1	0.28

Note: UUC* Unit Under Calibration

: To convert the result in report unit to Pa should be multiply By 100

End of certificate



CERTIFICATE OF CALIBRATION

Certificate No. : CPR-010-67

Page 1 of 2 Pages

MEASUREMENT ITEM MANUFACTURER MODEL/TYPE

Digital barometer
LSI Lastem
Sensor: DQA240.1
Data logger: E-LOG
Sensor: R1605260
Data logger: 17037708

SERIAL NUMBER

-

ID NUMBER

-

CONDITION AS-RECEIVED

CUSTOMER

Used item
United Analyst and Engineering Consultant Co., Ltd.
81 Soi Udomsuk 41, Sukhumvit Road, Bangkok,
Phrahanong, Bangkok 10260

RECEIVED DATE

02 Aug 2024

MEASUREMENT DATE

09 Aug 2024

ISSUE DATE

09 Aug 2024

Calibration procedure:

The Digital barometer was calibrated against Digital pressure calibrator, The WI-CI-003 was used as a calibration guideline.

Traceability:

The measurement results are traceable to the international system of units (SI) through the NIMT (National Metrology Institute of Thailand) via Certificate number: MP-0009-24

Uncertainty of Measurement:

The reported uncertainty of measurement is based on the standard uncertainty multiplied by a coverage factor $k=2$, which for a normal distribution corresponds to a coverage probability of approximately 95%. The standard uncertainty has been determined in accordance with the GUM "Evaluation of measurement data - Guide to the expression of uncertainty in measurement"

CONDITION OF THIS RESULT OF CALIBRATION:

1. Reference Standard Instrument:

Instrument	Model	Serial No.	Certificate No.	Due Date
Absolute Pressure Transducer	CPG2500	4100126P	MP-0009-24	27 Dec 2024

2. Calibration effort for calibration sequence B

2. The UUC* was installed in vertical orientation above reference standard instrument and center of UUC* was used as the reference level.

3. Calibration conditions:

4. Condition
Pressure transmitting medium : Air
 p_0 (20°C, 1 bar) : 1.19 kg/m³
 H_{avg} : (15±15) %
 T_{amb} : (23±3) °C
 P_{amb} : (10130±10) mbar

5. The certificate is valid only to the item calibrated on date and place of calibration

Calibrated by:
☐ Mr. Sorawit Thachalad
☒ Miss Jitragorn Lertsomphol



Approved signatory:
Mr. Parinya Booncharoen
Calibration Department Manager

THIS CERTIFICATE REPORT MAY NOT BE REPRODUCED EXCEPT IN FULL UNLESS PERMISSION FOR REPRODUCTION HAS BEEN OBTAINED IN WRITING FROM THE LABORATORY

เอกสารไม่ควบคุม

CERTIFICATE OF CALIBRATION

Certificate No. : CPR-010-67

Page 2 of 2 Pages

MEASUREMENT RESULTS

☒ Without adjustment ☐ With adjustment

CALIBRATION IN THE RANGE OF

: 600 mmHg to 825 mmHg

The results of calibration and associated measurement uncertainties are reported in the table below.

STD (mmHg)	UUC* (mmHg)	Error (mmHg)	Uncertainty (k=2) (mmHg)
600.18	600.1	0.0	0.21
622.65	622.5	-0.1	0.21
645.16	645.0	-0.2	0.21
667.66	667.6	-0.1	0.21
690.13	690.1	0.0	0.21
712.63	712.5	-0.1	0.21
735.13	735.0	-0.1	0.21
757.63	757.6	0.0	0.21
780.13	780.1	0.0	0.21
802.62	802.5	-0.1	0.21
825.14	825.1	-0.1	0.21

Note: UUC* Unit Under Calibration

: To convert the result in report unit to Pa should be multiply By 133.32

End of certificate



เอกสารไม่ควบคุม

CALIBRATION REPORT

Calibration Number : RQ-01082024
Page 1 of 2 Pages

Measurement Item : Rain gauge with data logger

Manufacturer : Data logger: LSI Lastem
Rain gauge: LSI Lastem

Model/Type : Data logger: E-LOG
Rain gauge: DGA230.1#C

Serial Number : Data logger: 17037706
Rain gauge: RQ1705209

ID NO : -

Customer : United Analyst and Engineering Consultant Co., Ltd.
81 Soi Udonnuek 41, Sukhumvit Road, Bangkok, Phraekhong, Bangkok 10260

Environmental Condition:

The measurement was carried out in an ambient temperature of (25±3)°C, and relative humidity of (50±15)%.

Measurement Method:

The Rain gauge, Unit Under Calibration (UUC) was calibrated by Precision reference bottle with flow adjuster at low rate 0.6 mm per minute or 1 tipping every 20 seconds. The tipping number was determined by procedures below.

1. Obtain rain gauge inlet area:

Rain gauge precise diameter in cm = Diameter/2 = R (radius)
Rain gauge area = $R^2 \times 3.14$ (UUC diameter = 20.3 cm, UUC radius = 10.15 cm)
Rain gauge area = 323.6 cm²

2. Obtain theoretical correct rain gauge answer (number of tipping) using 323.6 cm² inlet area and 0.5 L of rain:

a) 10,000 cm² / 323.6 cm² inlet area = 30.90 (rain gauge area = 1/30.90 of square meter)
b) 30.90 * 0.5 L volume = 15.45 mm (mm of rain over 1 m² surface) 500 ml of rain volume on the rain gauge area = 1545 mm of rain.
c) Number of tipping = 15.45 / 0.2 mm = 77 tipping.

Note: Rain gauge is fully cleaned and leveling prior the calibration performed.

Measurement Date : Aug 08, 2023
Issued Date : Aug 09, 2023

Calibrated by:
☐ Mr. Sorawit Thachalad
☒ Miss Jitraporn Lertsomphol



Approved Signatory:
Mr. Panyia Booncharoen
Calibration Department Manager

THIS CALIBRATION REPORT MAY NOT BE REPRODUCED EXCEPT IN FULL UNLESS PERMISSION HAS BEEN OBTAINED IN WRITING FROM THE LABORATORY.

เอกสารไม่ควบคุม

เอกสารไม่ควบคุม

Accredited calibration laboratory:
ISO/IEC 17025:2017
NSC-TIS-17025
CALIBRATION 0367

Air speed measurement laboratory
Calibration services department.



Certificate Number
CWS-028-67

CERTIFICATE OF CALIBRATION

Page 1 of 2 Pages

MEASUREMENT ITEM : Cup anemometer
MANUFACTURER : LSI Lastem
MODEL/TYPE : Sensor: DINA202
Data logger: E-LOG
SERIAL NUMBER : Sensor: RQ1705206
Data logger: 17037713
ID NUMBER : -
CONDITION AS-RECEIVED : Used item
CUSTOMER : United Analyst and Engineering Consultant Co., Ltd.
81 Soi Udonnuek 41, Sukhumvit Road, Bangkok,
Phraekhong, Bangkok 10260

RECEIVED DATE : 02 Aug 2024
MEASUREMENT DATE : 07 Aug 2024
ISSUE DATE : 09 Aug 2024

ENVIRONMENTAL CONDITIONS:

Ambient condition in the laboratory are as follow:
Temperature : 23.0 ± 3.0 °C
Relative Humidity : 55.0 ± 15.0 %RH
Atmospheric Pressure : 1030 ± 10 hPa

PLACE OF CALIBRATION : Effel-type wind tunnel of Jiranatee Associates Co., Ltd.

CALIBRATION CONDITIONS : Wind tunnel cross-section area¹ 900 cm²
Wind direction frontal area² 195 cm²
Diameter of mounting pipe³ - mm
Blockage ratio of test object⁴ 0.217 [-]

Preconditioning : 24 hours at ambient conditions.
Measurement Condition : The average values during measurement are (24.5) °C, (43.0) %RH and (1009.1) hPa.

TABULATION OF RESULTS:
The table on next page give the measured values.

Calibrated by:
☒ Mr. Sorawit Thachalad
☐ Miss Jitraporn Lertsomphol



Approved signatory:
Mr. Panyia Booncharoen
Calibration Department Manager

Remark:
¹ Available cross-section area of the wind tunnel
² Projected cross-section area of the tested object include mounting pipe
³ Diameter of mounting pipe
⁴ Ratio 1/m²

THIS CERTIFICATE OF CALIBRATION MAY NOT BE REPRODUCED EXCEPT IN FULL UNLESS PERMISSION FOR REPRODUCTION HAS BEEN OBTAINED IN WRITING FROM THE LABORATORY

เอกสารไม่ควบคุม

Continuation of Calibration of Calibration Number

Calibration Number: RQ-01082024
Page 2 of 2 Pages

Result of Calibration: ☒ Without Adjustment ☐ With Adjustment.
The results of calibration are reported in table below.

Quantity of H ₂ O (ml)	Determined Tipping	Tipping count	Acceptable Tipping count
500	77	78	75 - 79
500	77	78	75 - 79
500	77	79	75 - 79
500	77	78	75 - 79
500	77	79	75 - 79

Remark: The procedure is made to verify the correct reading of the Unit under Calibration rain gauge when a precise volume of water falls into its cone. We suggest that the number of tipping should be within ±2% difference from the 77 tipping (correct range: 75-79 tipping) it means that the rain gauge meets the manufacturer acceptable limit.

End of calibration report



Page 2 of 2 Pages

MEASUREMENT RESULTS¹

The Cup anemometer, Unit Under Calibration (UUC) was exercise at 10 m/s for 5 minutes prior to calibration being performed. The standard air velocity 0.5 m/s to 5 m/s was calculated by a standard air velocity transducer which was installed 50 mm away from wind tunnel nozzle and installed 40 mm away from top of the test section and the standard air velocity 5 m/s to 30 m/s was calculated by a pitot tube with precision differential pressure meter which was installed 50 mm away from wind tunnel nozzle and installed 40 mm away from top of the test section. UUC was mounted on a round vertical tube of the lower plate at center of test section. The calibration was carried out under both rising and falling air velocity in the range of 1 m/s to 16 m/s at calibration interval of 1 m/s. The results of calibration and associated measurement uncertainties are reported in the table below.

V_{ref} (m/s)	Temp. wind tunnel (°C)	Temp. room (°C)	V_{UUC} (m/s)	Error (m/s)	U (k=2) (m/s)
1.001	24.08	24.75	0.91	-0.19	0.31
2.056	25.40	24.75	1.84	-0.22	0.31
3.148	24.10	24.75	2.91	-0.23	0.31
4.060	24.10	24.75	3.76	-0.30	0.31
5.10	23.80	24.75	4.91	-0.19	0.31
6.05	25.50	24.75	5.92	-0.13	0.31
6.99	23.90	24.75	6.83	-0.16	0.31
8.11	25.08	24.75	7.99	-0.12	0.31
9.12	24.10	24.75	9.06	-0.06	0.31
9.96	24.70	24.75	9.90	-0.06	0.31
11.05	24.20	24.75	11.05	0.00	0.31
12.01	24.52	24.75	11.97	-0.04	0.35
13.03	24.30	24.75	12.96	-0.07	0.31
13.99	24.44	24.75	13.96	-0.03	0.38
15.00	24.30	24.75	14.96	-0.04	0.37
16.01	24.30	24.75	16.02	0.01	0.34


Remark:

¹ Calibration results only count for the tested circumstances and environmental conditions during which calibration took place

² Velocity of standard

³ Velocity of Unit Under Calibration

PHOTO OF CALIBRATION SET-UP



Calibration set-up of the Cup anemometer calibration in the wind tunnel of Jiranatee Associates Co., Ltd. The Cup anemometer shown may differ from the calibrated one. Remark: The proportion of the set-up is not true to scale due to imaging geometry.



End of Certificate of Calibration

เอกสารไม่ควบคุม

MEASUREMENT RESULTS¹

The wind direction sensor was calibrated against standard rotary encoder by comparison method. During calibration, the measurement was carried out at 45° intervals in clockwise and counter-clockwise directions after offset adjustment has been made. The flow speed of wind tunnel (usually 5 m/s) is kept constant while the sensor is rotated around its vertical axis. The results of calibration and associated measurement uncertainties are reported in the table below.

Air speed	D _{max}	D _{min}	Error	U (k=2)
m/s	Degree (°)	Degree (°)	Degree (°)	Degree (°)
	0.000	0	0	0.80
	45.000	46	1	0.80
	90.000	91	1	0.80
	135.000	136	1	0.80
	180.000	181	1	0.80
	225.000	226	1	0.80
	270.000	270	0	0.80
	315.000	315	0	0.80

Remarks:

¹ Calibration results only count for the tested circumstances and environmental conditions during which calibration took place.

² Direction of standard

³ Direction of Unit Under Calibration

End of Certificate of Calibration



MEASUREMENT ITEM : Wind Direction Sensor
MANUFACTURER : LSI Lastem
MODEL/TYPE : Sensor: DWA212
Data logger: E-LOG
SERIAL NUMBER : Sensor: 19050292
Data logger: 17037713
ID NUMBER : -
CONDITION AS-RECEIVED : Used item
CUSTOMER : United Analyst and Engineering Consultant Co., Ltd.
81 Soi Udomsuk 41, Sukhumvit Road, Bangkok,
Phrakhanong, Bangkok 10260

RECEIVED DATE : 02 Aug 2024
MEASUREMENT DATE : 08 Aug 2024
ISSUE DATE : 09 Aug 2024

ENVIRONMENTAL CONDITIONS:

Ambient condition in the laboratory are as follow:

Temperature : 23.0 ± 3.0 °C
Relative Humidity : 55.0 ± 15.0 %RH
Atmospheric Pressure : 1010 ± 10 hPa

PLACE OF CALIBRATION : Eiffel-type wind tunnel of Jiranatee Associates Co., Ltd.

CALIBRATION CONDITION : Wind tunnel cross-section area¹ 900 mm²
Wind direction frontal area² 52 cm²
Diameter of mounting pipe³ 6 mm
Blockage ratio of test object⁴ 0.058 [-]

Preconditioning : 24 hours at ambient conditions.

Measurement Condition : The average values during measurement are (24.3°C, (45.1) %RH and (1005.1) hPa.

TABULATION OF RESULTS:

The table on next page give the measured values.

Calibrated by:
☒ Mr. Sarant Thakhalad
☐ Miss Jitraporn Lertsomphol



Approved signatory:

Mr. Parinya Booncharon
Calibration Department Manager

Remarks:

¹ Ridge cross section area of the wind tunnel.

² Projected cross section area of the tested object include mounting pipe

³ Diameter of mounting pipe

⁴ Ratio "a" to "b"

THIS CERTIFICATE OF CALIBRATION MAY NOT BE REPRODUCED EXCEPT IN FULL UNLESS PERMISSION FOR REPRODUCTION HAS BEEN OBTAINED IN WRITING FROM THE LABORATORY

เอกสารไม่ควบคุม

เอกสารไม่ควบคุม

CERTIFICATE OF CALIBRATION

Certificate No. : CDT-147-67

MEASUREMENT ITEM : Temperature sensor with data logger
MANUFACTURER : LSI Lastem
MODEL/TYPE : E-LOG
SERIAL NUMBER : 17037713
ID NUMBER : -
CONDITION AS-RECEIVED : Used item
CUSTOMER : United Analyst and Engineering Consultant Co., Ltd.
81 Soi Udomsuk 41, Sukhumvit Road, Bangkok,
Phrakhanong, Bangkok 10260

RECEIVED DATE : 02 Aug 2024
MEASUREMENT DATE : 07 Aug 2024
ISSUE DATE : 09 Aug 2024

ENVIRONMENTAL CONDITIONS:

Ambient condition in the laboratory are as follow:

Temperature : 23.0 ± 3.0 °C
Relative Humidity : 55.0 ± 15.0 %RH

NOTED: The certificate is valid only to the item calibrated on date and place of calibration.

TABULATION OF RESULTS:

The table on next page give the measured values.

Calibration procedure:

The temperature calibration was done by In-House calibration method (as WP-CL-001 according to comparison method with standard digital temperature indicator and standard temperature probe. The temperature scale use was based on ITS-90.

Traceability:

The measurement results are traceable to the international system of units (SI) through National Institute of Metrology Thailand (NIMT).
Certificate number: TT-0047-24, Certificate number: ER-0101-23

Reference Used During Calibration:

1. Standard Temperature Probe
Model: STS-100 A500, Serial No.: 667682-09,
Due date: 26 Mar 2025
2. Digital Temperature Indicator
Model: DTI-1000 A MK II, Serial No.: 673407-00591 Due date: 14 Sep 2024

Uncertainty of Measurement:

The reported uncertainty of measurement is based on the standard uncertainty multiplied by a coverage factor k=2, Which for a normal distribution corresponds to a coverage probability of approximately 95%. The standard uncertainty has been determined in accordance with the GUM "Evaluation of measurement data - Guide to the expression of uncertainty in measurement"

Result of Calibration: ☒ Without Adjustment ☐ With Adjustment

Calibration Range: 20 °C to 40 °C

Function:

Table 3: This equipment was connected with temperature sensor Model: DMA672.1 S/N: AW1606242.
Dimension: Diameter 14.88 mm. Length 140 mm.

Immersion Depth (mm)	Standard Reading (°C)	UUC Reading (°C)	Error (°C)	Uncertainty (°C)
120	20.047	18.42	-1.62	0.082
120	25.054	23.27	-1.79	0.082
120	30.045	28.12	-1.92	0.082
120	35.033	32.95	-2.09	0.082
120	40.017	37.80	-2.22	0.082

UUC*: Unit Under Calibration

End of Certificate of Calibration



Calibrated by:
☒ Mr. Sarant Thakhalad
☐ Miss Jitraporn Lertsomphol
☐ Miss Ruangrumpal Phoommit



Approved signatory:

Mr. Parinya Booncharon
Calibration Department Manager

เอกสารไม่ควบคุม

เอกสารไม่ควบคุม

CERTIFICATE OF CALIBRATION

Certificate No. : CRT-032-67

Page 1 of 2 Pages

MEASUREMENT ITEM
MANUFACTURER : LSI Lastem
MODEL/TYPE : Data Logger: E-1DG
Sensor: DMA672.1
SERIAL NUMBER : Data Logger: 17037713
Sensor: AW1606242
ID NUMBER : -
CONDITION AS-RECEIVED : Used item
CUSTOMER : United Analyst and Engineering Consultant Co., Ltd.
81 Soi Udomsuk 41, Sukhumvit Road, Bangkok, Phrakhanong,
Bangkok 10260
RECEIVED DATE : 02 Aug 2024
MEASUREMENT DATE : 07 Aug 2024
ISSUE DATE : 09 Aug 2024

ENVIRONMENTAL CONDITIONS:
Ambient condition in the laboratory are as follow:
Temperature : 23.0 ± 3.0 °C
Relative Humidity : 55.0 ± 15.0 %RH

NOTED: The certificate is valid only to the item calibrated on date and place of calibration.

TABULATION OF RESULTS:

The table on next page give the measured values.

Calibration procedure:
The Relative humidity and Air Temperature calibration was done by using liquid calibration method as WI-CL-Q05 and WI-CL-Q10 according to comparison method with Standard Chilled Mirror hygrometer with Temperature sensor and standard Humidity generator chamber.

Traceability:
The measurements are traceable to the international system of units (SI) through National Institute of Metrology Thailand (NIMT), Certificate number: TM-0079-25 and through Jiranatee Associates Co., Ltd. Certificate number: CDT-001-67.

Uncertainty of Measurement:
The reported uncertainty of measurement is based on the standard uncertainty multiplied by a coverage factor $k=2$. Which for a normal distribution corresponds to a coverage probability of approximately 95%. The standard uncertainty has been determined in accordance with the GUM "Evaluation of measurement data - Guide to the expression of uncertainty in measurement".

Measurement Results:

The results of calibration and associated measurement uncertainties are reported in the table below.

Result of Calibration: ☒ Without Adjustment ☐ With Adjustment.

Table 1: The results of calibration of relative humidity at 30 °C are reported in table below.
Calibration Range: 20%RH to 80%RH

Air Temperature (°C)	Standard Reading (%RH)	UUC Reading (%RH)	Error (%RH)	Uncertainty (%RH)
29.90	19.57	17.5	-2.0	0.83
29.93	50.63	48.4	-2.3	1.3
29.88	82.29	79.3	-3.0	2.3

UUC*: Unit Under Calibration

End of Certificate of Calibration



Calibrated by:
☐ Mr. Sorawit Thachalad
☒ Miss Jitragorn Lertsomphol
☐ Miss Ruangsiraporn Phoommit



Approved signatory:

Mr. Parinya Booncharoen
Calibration Department Manager

THIS CERTIFICATE REPORT MAY NOT BE REPRODUCED EXCEPT IN FULL UNLESS PERMISSION FOR REPRODUCTION HAS BEEN OBTAINED IN WRITING FROM THE LABORATORY

เอกสารไม่ควบคุม

เอกสารไม่ควบคุม



CERTIFICATE OF CALIBRATION

Certificate No. : CPR-011-67

Page 1 of 2 Pages

MEASUREMENT ITEM
MANUFACTURER : LSI Lastem
MODEL/TYPE : Sensor: DQA240.1
Data logger: E-LOG
SERIAL NUMBER : Sensor: R1605257
Data logger: 17037713
ID NUMBER : -
CONDITION AS-RECEIVED : Used item
CUSTOMER : United Analyst and Engineering Consultant Co., Ltd.
81 Soi Udomsuk 41, Sukhumvit Road, Bangkok, Phrakhanong, Bangkok 10260
RECEIVED DATE : 02 Aug 2024
MEASUREMENT DATE : 09 Aug 2024
ISSUE DATE : 09 Aug 2024

CONDITION OF THIS RESULT OF CALIBRATION:

1. Reference Standard Instrument:

Instrument	Model	Serial No.	Certificate No.	Due Date
Absolute Pressure Transducer	CPG2500	11091268	MP-0009-24	27 Dec 2024

2. Calibration effort for calibration sequence B
3. The UUC* was installed in vertical orientation above reference standard instrument and centre of UUC* was used as the reference level.

3. Calibration conditions:

4. Condition
☒ Normal ☐ Abnormal
Pressure transmitting medium : Air
 p_{ref} (20°C, 1 bar) : 1.19 kg/m^3
 p_{ref} (20°C) : 1013.25 hPa
 p_{ref} (20°C) : 1013.25 hPa
 p_{ref} (20°C) : 1013.25 hPa

5. The certificate is valid only to the item calibrated on date and place of calibration

Calibration procedure:

The Digital barometer was calibrated against Digital pressure calibrator, The WI-CL-Q03 was used as a calibration guideline.

Traceability:
The measurement results are traceable to the international system of units (SI) through the NIMT (National Metrology Institute of Thailand) via Certificate number: MP-0009-24

Uncertainty of Measurement:
The reported uncertainty of measurement is based on the standard uncertainty multiplied by a coverage factor $k=2$. Which for a normal distribution corresponds to a coverage probability of approximately 95%. The standard uncertainty has been determined in accordance with the GUM "Evaluation of measurement data - Guide to the expression of uncertainty in measurement".

CERTIFICATE OF CALIBRATION

Certificate No. : CPR-011-67

Page 2 of 2 Pages

MEASUREMENT RESULTS : ☒ Without adjustment ☐ With adjustment

CALIBRATION IN THE RANGE OF : 800 mbar to 1100 mbar

The results of calibration and associated measurement uncertainties are reported in the table below.

STD (mbar)	UUC* (mbar)	Error (mbar)	Uncertainty (mbar)
800.15	800.1	-0.1	0.28
830.12	830.0	-0.1	0.28
860.13	860.0	-0.2	0.28
890.09	890.0	-0.1	0.28
920.11	920.1	0.0	0.28
950.10	949.9	-0.2	0.28
980.09	980.0	-0.1	0.28
1010.07	1010.0	-0.1	0.28
1040.07	1040.0	0.0	0.28
1070.06	1070.0	-0.1	0.28
1100.06	1099.8	-0.2	0.28

Note: UUC* Unit Under Calibration

To convert the result in report unit to Pa should be multiply by 100

End of certificate



Calibrated by:
☐ Mr. Sorawit Thachalad
☒ Miss Jitragorn Lertsomphol



Approved signatory:

Mr. Parinya Booncharoen
Calibration Department Manager

THIS CERTIFICATE REPORT MAY NOT BE REPRODUCED EXCEPT IN FULL UNLESS PERMISSION FOR REPRODUCTION HAS BEEN OBTAINED IN WRITING FROM THE LABORATORY

เอกสารไม่ควบคุม

เอกสารไม่ควบคุม

CERTIFICATE OF CALIBRATION

Certificate No. : CPR-011-67

Page 1 of 2 Pages

MEASUREMENT ITEM : Digital barometer
MANUFACTURER : LSI Lastem
MODEL/TYPE : Sensor: DQA240.1
Data logger: E-LOG
Sensor: R1605257
Data logger: 17037713
SERIAL NUMBER :
ID NUMBER :
CONDITION AS-RECEIVED :
CUSTOMER : Used item
United Analyst and Engineering Consultant Co., Ltd.
81 Soi Udomsuk 41, Sukhumvit Road, Bangkok,
Phrakhanong, Bangkok 10260
RECEIVED DATE : 02 Aug 2024
MEASUREMENT DATE : 09 Aug 2024
ISSUE DATE : 09 Aug 2024

Calibration procedure:
The Digital barometer was calibrated against Digital pressure calibrator. The W-CL-003 was used as a calibration guideline.

Traceability:
The measurement results are traceable to the international system of units (SI) through the NIMT (National Metrology Institute of Thailand) via Certificate number: MP-0009-24

Uncertainty of Measurement:
The reported uncertainty of measurement is based on the standard uncertainty multiplied by a coverage factor $k=2$, which for a normal distribution corresponds to a coverage probability of approximately 95%. The standard uncertainty has been determined in accordance with the GUM 'Evaluation of measurement data - Guide to the expression of uncertainty in measurement'

CONDITION OF THIS RESULT OF CALIBRATION:

1. Reference Standard Instrument:

Instrument	Model	Serial No.	Certificate No.	Due Date
Absolute Pressure Transducer	CPG2500	4100126P	MP-0009-24	27 Dec 2024

1. Calibration effort for calibration sequence B.
2. The UUC* was installed in vertical orientation above reference standard instrument and center of UUC* was used as the reference level.

3. Calibration conditions:

4. Condition : ☒ Normal ☐ Abnormal

Pressure transmitting medium : Air
 $\rho_{\text{H}_2\text{O}}$ (20°C, 1 bar) : 1.19 kg/m³
 $H_{\text{H}_2\text{O}}$ (20°C) : (75±15) %
 $T_{\text{H}_2\text{O}}$: (23±1) °C
 $P_{\text{H}_2\text{O}}$: (1030±10) mbar

5. The certificate is valid only to the item calibrated on date and place of calibration

Calibrated by:
☐ Mr. Sorawit Thachalad
☒ Miss Jiraporn Lertsomphol



Approved signatory:
Mr. Parinya Booncharoen
Calibration Department Manager

THIS CERTIFICATE REPORT MAY NOT BE REPRODUCED EXCEPT IN FULL UNLESS PERMISSION FOR REPRODUCTION HAS BEEN OBTAINED IN WRITING FROM THE LABORATORY

เอกสารไม่ควบคุม

CERTIFICATE OF CALIBRATION

Certificate No. : CPR-011-67

Page 2 of 2 Pages

MEASUREMENT RESULTS : ☒ Without adjustment ☐ With adjustment

CALIBRATION IN THE RANGE OF : 600 mmHg to 825 mmHg

The results of calibration and associated measurement uncertainties are reported in the table below.

STD (mmHg)	UUC* (mmHg)	Error (mmHg)	Uncertainty (k=2) (mmHg)
600.18	600.1	0.0	0.21
622.65	622.6	-0.1	0.21
645.16	645.0	-0.1	0.21
667.63	667.5	-0.1	0.21
690.15	690.1	0.0	0.21
712.65	712.5	-0.1	0.21
735.14	735.1	0.0	0.21
757.63	757.6	-0.1	0.21
780.13	780.1	0.0	0.21
802.62	802.6	-0.1	0.21
825.13	825.0	-0.1	0.21

Note: UUC* Unit Under Calibration

: To convert the result in report unit to Pa should be multiply by 133.32

End of certificate



เอกสารไม่ควบคุม

CALIBRATION REPORT

Calibration Number : RQ-02082024
Page 1 of 2 Pages

Measurement Item : Rain gauge with data logger

Manufacturer : Data logger: LSI Lastem
Rain gauge: LSI Lastem

Model/Type : Data logger: E-LOG
Rain gauge: DQA230.1#C

Serial Number : Data logger: 17037713
Rain gauge: PC1705207

ID NO : -

Customer : United Analyst and Engineering Consultant Co., Ltd.
81 Soi Udomsuk 41, Sukhumvit Road, Bangkok, Phrakhanong, Bangkok 10260

Environmental Condition:

The measurement was carried out in an ambient temperature of (25±3)°C, and relative humidity of (50±15)%.

Measurement Method:

The Rain gauge, Unit Under Calibration (UUC) was calibrated by Precision reference bottle with flow adjuster at low rate 0.6 mm per minute or 1 tipping every 20 seconds. The tipping number was determined by procedures below.

1. Obtain rain gauge inlet area.

Rain gauge precise diameter in cm = Diameter/2 = R (radius)
Rain gauge area = πR^2 3.14 (UUC diameter = 20.3 cm, UUC radius = 10.15 cm)
Rain gauge area = 323.6 cm²

2. Obtain theoretical correct rain gauge answer (number of tipping) using 323.6 cm² inlet area and 0.5 L of rain.

a) 10,000 cm³ / 323.6 cm² inlet area = 30.90 (rain gauge area = 1/30.90 of square meter)
b) 30.90 * 0.5 L volume = 15.45 mm (mm of rain over 1 m² surface) 500 ml of rain volume on the rain gauge area = 15.45 mm of rain.
c) Number of tipping = 15.45 / 0.2 mm = 77 tipping.

Note: Rain gauge is fully cleaned and leveling prior the calibration performed.

Measurement Date : Aug 08, 2023
Issued Date : Aug 09, 2023

Calibrated by:
☐ Mr. Sorawit Thachalad
☒ Miss Jiraporn Lertsomphol



Approved Signatory:
Mr. Parinya Booncharoen
Calibration Department Manager

เอกสารไม่ควบคุม

Continuation of Calibration of Calibration Number

Calibration Number: RQ-02082024

Page 2 of 2 Pages

Result of Calibration: ☒ Without Adjustment ☐ With Adjustment
The results of calibration are reported in table below.

Quantity of H ₂ O (ml)	Determined Tipping	Tipping count	Acceptable Tipping count
500	77	78	75 - 79
500	77	79	75 - 79
500	77	78	75 - 79
500	77	78	75 - 79
500	77	78	75 - 79

Remark: The procedure is made to verify the correct reading of the Unit under Calibration rain gauge when a precise volume of water falls into its cone. We suggest that the number of tipping should be within ±2% difference from the 77 tipping (correct range: 75-79 tipping) it means that the rain gauge meets the manufacturer's acceptable limit.

End of calibration report



เอกสารไม่ควบคุม

MULTI-POINT GAS TEST REPORT

Test Date : Oct 1, 2024

Equipment : Hydrocarbon Analyzer Model : APHA-370
Manufacturer : HORIBA Serial Number : GY21PTED

Standard Gas Concentration

Sulphur Dioxide (SO₂) - PPM
Nitric Oxide (NO) - PPM
Methane (CH₄) 39.8 PPM
Carbon Monoxide (CO) - PPM
Cylinder No. : D824432
Expiration Date : Aug 4, 2028

Dilutor Detail

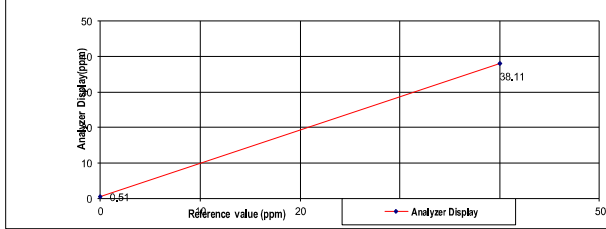
Manufacturer :
Model :
Serial Number :

Multi-point gas test data

	Reference Value (ppm)	Analyzer Display (ppm)	Difference Error	Percent Error	[% Error]
Level 1	Zero	0.00	0.51	0.51	0.51
Level 2	80.00%	40.00	38.11	-1.89	-4.96
Remark : Measuring Range	50.00 ppm		Average Difference (%)		2.73

Acceptable Limit $\pm 5\%$

Multi-Point Gas Test Chart



Calculate by

1 / 10 / 2567

Approve by

1 / Oct / 2024

Page 1 of 1

เอกสารไม่ควบคุม

MULTI-POINT GAS TEST REPORT

Test Date : Sep 19, 2024

Equipment : Hydrocarbon Analyzer Model : APHA-370
Manufacturer : HORIBA Serial Number : GAL13KSE

Standard Gas Concentration

Sulphur Dioxide (SO₂) - PPM
Nitric Oxide (NO) - PPM
Methane (CH₄) 39.8 PPM
Carbon Monoxide (CO) - PPM
Cylinder No. : D824432
Expiration Date : Aug 4, 2028

Dilutor Detail

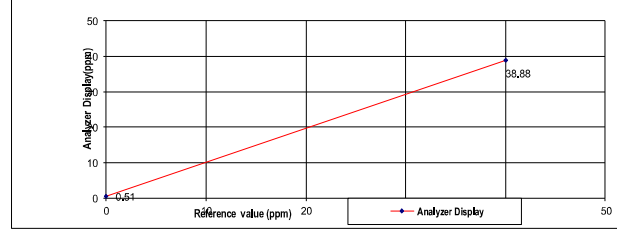
Manufacturer :
Model :
Serial Number :

Multi-point gas test data

	Reference Value (ppm)	Analyzer Display (ppm)	Difference Error	Percent Error	[% Error]
Level 1	Zero	0.00	0.51	0.51	0.51
Level 2	80.00%	40.00	38.88	-1.12	-2.88
Remark : Measuring Range	50.00 ppm		Average Difference (%)		1.70

Acceptable Limit $\pm 5\%$

Multi-Point Gas Test Chart



Calculate by

19 / 9 / 2567

Approve by

19 / Sep / 2024

Page 1 of 1

เอกสารไม่ควบคุม



Certificate of Analysis Special Gases Mixture

Customer Details
Name : United Analyst & Engineering Co., Ltd.
Address : 3 Soi Udomsuk 41, Sukhumvit Rd., Bang Chak, Khet Phrakhanong, Bangkok 10260
Customer Tag No. :

Certificate Details
Number : 3384/20
Date of Issue : 4-Aug-2020
Expiry date : 4-Aug-2028
Material Details
Production Order : 90161442
Material Code : 400400-AL-34
Cylinder No. : D824432
Gas content : 6.60 M³
Filling pressure : 137.0 bar
Valve : CGA 570 BRASS
Cylinder Owner : LINDE
Cylinder Size : 50L

Laboratory Report
Component : Methane
Nominal Concentration : 40.0 ppm
Analysis Result : 39.8 ppm
Uncertainty : $\pm 1\%$ relative
Method of Analysis : (6) FID-1/2
Assay Date : 4-Aug-2020

Reference Standard
Methane
In Nitrogen
Reference Standard
Cylinder number : 25199956
Concentration : 49.29 \pm 0.39 ppm
Expiry date : 4-Oct-2028

Analytical Instruments used in Assay
Instrument/Make/Model : FTIR Spectrometers Nicolet 650
Analytical Principle : FTIR-CH4
Last Multi-point Calibration : 4-Aug-2020

Recommend usage condition
Minimum utilization : 5% of actual content or before expiry date whichever comes first.
Storage condition : Keep in well ventilation and secure area.

Comments
When reordering, please quote the material number

Note:
1. All results expressed in this report are made under the conditions specified. The assay of this standard has been performed in accordance with the EPA Method 19A-1 (EPA-800/9-12/2011) for the assay and certification of Special Gas Mixture Standards using an online GC.
2. The reported expanded uncertainty is based on a standard uncertainty multiplied by a coverage factor k=2, providing a level of confidence of approximately 95%.
3. The measurement of this material is traceable to the SI through the reference gas standard which is traceable to the International Standard of Mass as after assigned values of reference materials.
4. (1) Gas Chromatography, (2) Photoacoustic, Oxygen Analyzer, (3) Electrochemical Oxygen Analyzer, (4) Electrochemical Methane Analyzer, (5) Total Hydrocarbon Analyzer, (6) Other - Specified

Page 1 of 1
This report shall not be reproduced except in full

United Analyst and Engineering Consultant Co., Ltd.
13/13 Sukhumvit Road, 13th Floor, Sukhumvit 13, Bangkok 10110, Thailand
Tel. (66) 2763 2828 Fax (66) 2763 2800
E-mail: uae@uaeconsultant.com
Website: www.uaeconsultant.com

Sukanya Panyasontorn
Signatory for and on behalf of Linde (Thailand) Co., Ltd.

Linde (Thailand) Public Company Limited
13/13 Sukhumvit Road, 13th Floor, Sukhumvit 13, Bangkok 10110, Thailand
Tel. (66) 2763 2828 Fax (66) 2763 2800
E-mail: uae@uaeconsultant.com
Website: www.uaeconsultant.com

INNOVATIVE INSTRUMENT CALIBRATION LAB
INNOVATIVE INSTRUMENT CO., LTD. HEAD OFFICE
7/10 MOH 11, SOI NANTHAKORN 11, LAMBOON BANG KAEU
AMPHOE BANG PHU, SAMUT PRAKAN PROVINCE 10140 THAILAND
TEL : 08-08-2116-5889-1 FAX : 08-08-2116-7140



Certificate of Calibration

Customer : UNITED ANALYST AND ENGINEERING CONSULTANT CO., LTD.
Certificate No : 24-ACT-091
Request No : Req-2024-1380
Address : 81 Soi Udomsuk 41, Sukhumvit Road, Bangkok, Phrakhanong, Bangkok 10260

Unit Under Calibration Details
Measurement item : Acoustic Calibrator
Manufacturer : SVANTEK
Model : SV 36
Serial Number : 107224
ID : UAE-EFM-171/2564
Class : 1
Range : 94 - 114 dB / 1000 Hz
Instrument Status : Used

Calibration Environment and Details
Temperature : (23 ± 2 °C)
Humidity : (50 ± 20 %RH)
Barometric Pressure : (1013 ± 10.0 hPa)
Received Date : 24 June 2024
Calibration Date : 26 June 2024
Location of Calibration : LAB 1 Acoustic
Calibration Procedure : In-house method CP-ACT-02 based on IEC 60942:2017 Electroacoustics - Sound calibrators

Reference Standard	Model	Serial Number	Traceable	Due Calibration
Sound Calibrator	SV 35A	58079	EEI	12 June 2025
THD Multimeter	2015	1047765	NIMT	16 January 2025

Traceability : This certificate provides traceability of measurement to recognized national standard, and to the realization of the international System of Units (SI).

Note
The reported uncertainty is based on standard uncertainty multiplied by the Coverage Factor k=2, providing a level of confidence approximately 95 %

Calibrated By : Mr. Noppadon Luangart
Service Calibration Engineer
Approved By : Mr. Pasit Mathavorn
Calibration Engineer Supervisor
Issue Date : 26 June 2024



Certificate No : 24-ACT-091

Request No : Req-2024-1380

Calibration Results : Without Adjustment

Calibration Range (dB)	Without Adjustment (dB)		Adjustment (dB)		Uncertainty (± dB)	Acceptance limit Class 1 (± dB)	Result
	Measured	Deviated value	Measured	Deviated value			
94 dB / 1000 Hz	94.02	0.02	-	-	0.14	0.25	Pass
114 dB / 1000 Hz	114.05	0.05	-	-	0.13	0.25	Pass

Frequency of Sound pressure level

Calibration Range (Hz)	Without Adjustment		Adjustment		Uncertainty (± %)	Acceptance limit Class 1 (± %)	Result
	Measured (Hz)	Deviated	Measured (Hz)	Deviated			
94 dB / 1000 Hz	1000.00	0.00	-	-	0.01	0.70	Pass
114 dB / 1000 Hz	1000.00	0.00	-	-	0.01	0.70	Pass

Total Harmonic Distortion plus Noise of Sound pressure level (THD+N %)

Calibration Range (Hz)	Without Adjustment	Adjustment	Uncertainty (± %)	Acceptance limit Class 1 (± %)	Result
	Measured (%)	Measured (%)			
94 dB / 1000 Hz	0.24	-	0.40	2.5	Pass
114 dB / 1000 Hz	0.44	-	0.40	2.5	Pass

Note :

Function	Maximum-permitted Uncertainty of measurement
Sound pressure level	0.15 dB
Frequency	0.20%
Total distortion+noise	0.50%

Acceptance limit was IEC60942:2017 Class 1.

The calibration results exclude the calibrator pressure correction.

The calibration results exclude the microphone volume correction.

The results related only to the item calibrated. The certificate shall not be reproduced except in full, without written approval of the Issuing Authority.

เอกสารไม่ควบคุม

FM-108-ACT-02 Rev.03 Issue date 5/6/24



Certificate No : 24-ACT-091

Request No : Req-2024-1380

Decision Rule for Statements of Conformity

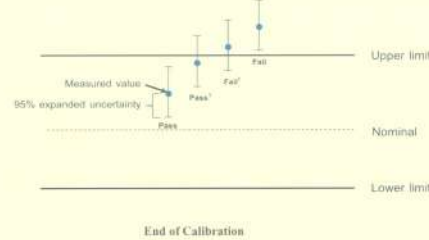
The standard decision rule employed for the statements of conformity to each calibration result will be applied using ILAC-G8:09/2019: Guidelines on the Reporting of Compliance with Specification in following Fig. and statements.

Pass : The measurement result plus the expanded uncertainty with a 95% coverage probability were within the limit.

Pass : The measurement result was within the limit. However, a portion of the expanded uncertainty of measurement at 95% exceeds the limit.

Fail : The measurement result was out of the limit. However, a portion of the expanded uncertainty of measurement at 95% is within the limit.

Fail : The measurement result plus the expanded uncertainty with a 95% coverage probability were outside the limit.



End of Calibration

The results related only to the item calibrated. The certificate shall not be reproduced except in full, without written approval of the Issuing Authority.

เอกสารไม่ควบคุม

FM-708-ACT-02 Rev.03 Issue date 5/6/24



Certificate of Calibration

Customer

Name : UNITED ANALYST AND ENGINEERING CONSULTANT CO.,LTD.
Address : 81 Soi Udomsak 41, Sukhumvit Road, Bangchak, Prakanong, Bangkok 10260

Certificate No : 24-SLM-238

Request No : Req-2024-1457

Unit Under Calibration Details

Measurement Item : Sound Level Meter
Manufacturer : Larson Davis
Model : LX12
Serial Number : 6005290
ID : UAE-EFM-106-2502
Resolution : 0.1 dB
Microphone Class : 2
Microphone Model : 375A04
Microphone S/N : 351837
Preamplifier Model : PRM1 x120
Preamplifier S/N : 056077
Instrument Status : Used

Calibration Environment and Details

Temperature : 23 °C ± 2 °C
Humidity : 50 %RH ± 20 %RH
Barometric Pressure : 1013 hPa ± 10 hPa
Received Date : 2 July 2024
Calibrated Date : 11 July 2024
Calibration Procedure : In-house method CP-SLM-01 based on IEC 61672-3 : 2013 Electroacoustics – Sound level meters – Part 3: Periodic tests
Location of Calibration : Lab Acoustic

Reference Standard

Instrument	Brand	Model	S/N	Due calibration	Traceability
Standard Microphone	GRAS	40AN	188273	20 August 2024	GRAS
Multifrequency Calibrator	Quest	Quest-cal	EFA000234	26 July 2024	TSI
Audio Generator	Svante	Svay401	131	8 October 2024	WK Electric

Note

The reported uncertainty is based on standard uncertainty multiplied by the Coverage Factor k = 2, providing a level of confidence approximately 95%.

Calibrated By : Mr. Noppadol Luangrit
Service Calibration Engineer

Approved By : Mr. Pichit Mathavorn
Calibration Engineer Supervisor
Issue Date : 11 July 2024

The results related only to the item calibrated. The certificate shall not be reproduced except in full, without written approval of the Issuing Authority.

เอกสารไม่ควบคุม

FM-708-SLM-01 Rev.04 Issue date 5/6/24



Certificate No : 24-SLM-238

Request No : Req-2024-1457

1. Indication at the calibration check frequency

UUC Setting FAST / A / 37-139 Calibrator Setting (dB)	Nominal (dB)	Before Adjust		After Adjust		UNCERTAINTY (± dB)	Acceptance Limit (± dB)	Result
		UUC (dB)	ERR (dB)	UUC (dB)	ERR (dB)			
1000 Hz 114 dB	113.76	114.1	0.34	113.8	+0.04	0.20	0.30	Pass

Note : Absolute sensitivity was established by the use of Sound Calibrator Brand SVANTEK, Model SV 25A, SN: 58079

2. Self-generated noise, Microphone installed

UUC Setting FAST / 37-139	Measured (dB)	UNCERTAINTY (± dB)
UUC Weighting A	25.4	0.10

3. Self-generated noise, Microphone replaced by the electrical input signal device

UUC Setting FAST / 37-139	Measured (dB)	UNCERTAINTY (± dB)
UUC Weighting A	24.8	0.10
C	24.3	0.10
Z	28.6	0.10

4. Acoustic signal test of frequency weightings

(Without Windscreen)

UUC Setting FAST / 37-139 STD Setting (dB)	Deviation from various Frequency Weighting Response curve (dB)			UNCERTAINTY (± dB)	Acceptance Limit (± dB)	Result
	A	C	Z			
125 Hz	0.1	0.2	0.2	0.60	1.5	Pass
1000 Hz	0.0	0.0	0.0	0.60	1.0	Pass
4000 Hz	0.6	0.6	0.6	0.60	3.0	Pass
8000 Hz	0.8	0.8	0.9	0.70	5.0	Pass

The results related only to the item calibrated. The certificate shall not be reproduced except in full, without written approval of the Issuing Authority.

เอกสารไม่ควบคุม

FM-708-SLM-01 Rev.04 Issue date 5/6/24



Certificate No : 24-SLM-238

Request No : Req-2024-1457

5. Electrical signal test of frequency weightings, Weighting network response with relative to 1 kHz

UUC Setting	Deviation from various Frequency			UNCERTAINTY (± dB)	Acceptance Limit (± dB)	Result
FAST / 37-139	Weighting Response curve					
STD Setting	A (dB)	C (dB)	Z (dB)			
63 Hz	-0.2	-0.1	-0.1	0.20	2.0	Pass
125 Hz	-0.1	0.0	-0.1		1.5	Pass
250 Hz	-0.1	0.0	-0.1		1.5	Pass
500 Hz	-0.1	0.0	-0.1		1.5	Pass
1000 Hz	0.0	0.0	-0.1		1.0	Pass
2000 Hz	0.0	0.0	0.0		2.0	Pass
4000 Hz	0.0	0.0	0.0		3.0	Pass
8000 Hz	-0.1	-0.1	0.0		5.0	Pass
16000 Hz	-0.1	-0.1	-0.1		+5, -INF	Pass

6. Frequency and time weightings at 1kHz

UUC Setting	STD	Measured		UNCERTAINTY (\pm dB)	Acceptance Limit (\pm dB)	Result
FAST / 37-139	REF	UUC	ERR			
UUC Weighting	(dB)	(dB)	(dB)			
A	114.00	114.0	0.0	0.20	0.20	Pass
C	114.00	114.0	0.0		0.20	Pass
Z	114.00	114.0	0.0		0.20	Pass

UUC Setting	STD	Measured		UNCERTAINTY (\pm dB)	Acceptance Limit (\pm dB)	Result
37-139 / A	REF	UUC	ERR			
UUC Time Response	(dB)	(dB)	(dB)			
Fast	114.00	114.0	0.0	0.20	0.10	Pass1
Slow	114.00	114.0	0.0		0.10	Pass1
Log	114.00	114.0	0.0		0.10	Pass1

The results related only to the item calibrated. The certificate shall not be reproduced except in full, without written approval of

เอกสารไม่ควบคุม

FM-708-SLM-01 Rev.04 Issue date 3/6/24



Certificate No : 24-SLM-238

Request No : Req-2024-1457

7. Long Term Stability

UUC Setting	Measured	UNCERTAINTY (\pm dB)	Acceptance Limit (\pm dB)	Result
FAST / A / 37-139	UUC			
STD Setting	(dB)			
Initial	114.0			
Final	114.0			
Deviated	0.0			
		0.10	0.30	Pass

8. Level linearity on the reference level range

UUC Setting	Anticipated	Deviation		UNCERTAINTY (\pm dB)	Acceptance Limit (\pm dB)	Result
FAST / A / 37-139	REF	UUC	ERR			
STD dB	(dB)	(dB)	(dB)			
117.00	117	117.0	0.0	0.30	1.1	Pass
134.00	134	134.0	0.0		1.1	Pass
129.00	129	129.0	0.0		1.1	Pass
124.00	124	124.0	0.0		1.1	Pass
119.00	119	119.0	0.0		1.1	Pass
114.00	114	114.0	0.0		1.1	Pass
109.00	109	109.0	0.0		1.1	Pass
104.00	104	104.0	0.0		1.1	Pass
99.00	99	99.0	0.0		1.1	Pass
94.00	94	93.9	-0.1		1.1	Pass
89.00	89	88.9	-0.1		1.1	Pass
84.00	84	83.9	-0.1		1.1	Pass
79.00	79	78.9	-0.1		1.1	Pass
74.00	74	73.9	-0.1		1.1	Pass
69.00	69	68.9	-0.1		1.1	Pass
64.00	64	63.9	-0.1		1.1	Pass
59.00	59	58.9	-0.1		1.1	Pass
54.00	54	53.9	-0.1		1.1	Pass
49.00	49	48.9	-0.1		1.1	Pass
44.00	44	44.0	0.0		1.1	Pass
39.00	39	39.1	0.1		1.1	Pass
34.00	34	34.2	0.2		1.1	Pass
29.00	29	29.2	0.2		1.1	Pass
24.00	24	24.3	0.3		1.1	Pass
19.00	19	19.4	0.4		1.1	Pass

The results related only to the item calibrated. The certificate shall not be reproduced except in full, without written approval of

เอกสารไม่ควบคุม

FM-708-SLM-01 Rev.04 Issue date 3/6/24



Certificate No : 24-SLM-238

Request No : Req-2024-1457

9. Level linearity including the level range control

UUC Setting	STD	Measured		UNCERTAINTY (\pm dB)	Acceptance Limit (\pm dB)	Result
FAST / A	REF	UUC	ERR			
UUC Range	(dB)	(dB)	(dB)			
37-139	40.10	40.2	0.1	0.30	1.1	Pass
	114	114.0	0.0		1.1	Pass

10. Tone burst response

UUC Setting	STD	Anticipated	Measured		UNCERTAINTY (\pm dB)	Acceptance Limit (\pm dB)	Result
A / 37-139	Toneburst	Ref	UUC	ERR			
UUC Time Response	(ms)	(dB)	(dB)	(dB)			
Fast	200	135.0	135.0	0.0	0.20	1.0	Pass
	2	118.0	117.9	-0.1		+1.0, -2.5	Pass
	0.25	109.0	108.8	-0.4		+1.5, -5.0	Pass
Slow	200	128.6	128.5	-0.1		1.0	Pass
	2	109.0	108.9	-0.1		+1.0, -5.0	Pass
	200	129.0	129.0	0.0		1.0	Pass
SEL	2	109.0	109.0	0.0		+1.0, -2.5	Pass
	0.25	100.0	99.8	-0.2		+1.5, -5.0	Pass

11. Peak C Sound level

UUC Setting	Anticipated	Measured		UNCERTAINTY (\pm dB)	Acceptance Limit (\pm dB)	Result
FAST / C / 95-142	REF	UUC	ERR			
STD Setting	(dB)	(dB)	(dB)			
Complete cycle	137.4	136.6	-0.80	0.20	3.0	Pass
Positive half cycle	136.4	136.2	-0.20		2.0	Pass
Negative half cycle	136.4	136.2	-0.20		2.0	Pass

The results related only to the item calibrated. The certificate shall not be reproduced except in full, without written approval of

เอกสารไม่ควบคุม

FM-708-SLM-01 Rev.04 Issue date 3/6/24



Certificate No : 24-SLM-238

Request No : Req-2024-1457

12. Overload indication

UUC Setting	Measured	UNCERTAINTY (\pm dB)	Acceptance Limit (\pm dB)	Result
FAST / A / 37-139	UUC			
STD Setting	(dB)			
Positive one-half cycle	138.8			
Negative one-half cycle	138.7			
Deviated	0.1	0.20	1.5	Pass

13. High Level Stability

UUC Setting	Measured	UNCERTAINTY (\pm dB)	Acceptance Limit (\pm dB)	Result
FAST / A / 37-139	UUC			
STD Setting	(dB)			
Initial	138.0			
Final	138.0			
Deviated	0.0			
		0.10	0.30	Pass

Note :

Function	Maximum-permitted Uncertainty of measurement
1. Indication at the calibration check frequency	Not applicable
2. Self-generated noise, Microphone installed	Not applicable
3. Self-generated noise, Microphone replaced by the electrical input signal device	Not applicable
4. Acoustic signal test of frequency weightings at 10 Hz to 4 kHz	0.60 dB
4. Acoustic signal test of frequency weightings at >4 kHz to 10 kHz	0.70 dB
5. Electrical signal test of frequency weightings, Weighting network response with relative to 1 kHz	0.20 dB
6. Frequency and time weightings at 1 kHz	0.20 dB
7. Long Term Stability	0.10 dB
8. Level linearity on the reference level range	0.30 dB
9. Level linearity including the level range control	0.30 dB
10. Tone burst response	0.30 dB
11. Peak C Sound level	0.35 dB
12. Overload indication	0.25 dB
13. High Level Stability	0.10 dB

> Acceptance limit and Maximum-permitted Uncertainty was IEC 61672-1:2013

The results related only to the item calibrated. The certificate shall not be reproduced except in full, without written approval of

เอกสารไม่ควบคุม

FM-708-SLM-01 Rev.04 Issue date 3/6/24

Certificate No : 24-SLM-238
Request No : Req-2024-1457

Decision Rule for Statements of Conformity

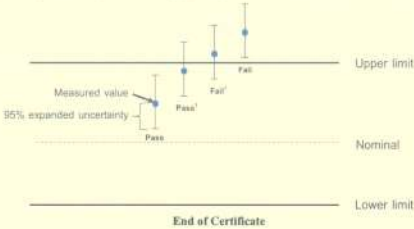
The standard decision rule employed for the statements of conformity to each calibration result will be applied using ILAC-G8:08-2019: Guidelines on the Reporting of Compliance with Specification as following Fig. and statements

Pass = The measurement result plus the expanded uncertainty with a 95% coverage probability were within the limits

Pass¹ = The measurement result was within the limit. However, a portion of the expanded uncertainty of measurement at 95% exceeds the limit

Fail = The measurement result was out of the limit. However, a portion of the expanded uncertainty of measurement at 95% is within the limit.

Fail¹ = The measurement result plus the expanded uncertainty with a 95% coverage probability were outside the limit



Certificate of Calibration

Customer
Name : UNITED ANALYST AND ENGINEERING CONSULTANT CO.,LTD.
Address : 8/1 Soi Udomsak 41, Sukhumvit Road, Bangchak, Prakanong, Bangkok 10260

Certificate No : 24-SLM-231
Request No : Req-2024-1450

Unit Under Calibration Details
Measurement Item : Sound Level Meter
Microphone Class : 2
Manufacturer : Larson Davis
Microphone Model : 375802
Model : LX72
Microphone S/N : 11792
Serial Number : 0005293
Preamplifier Model : P8MLX72B
ID : UAE-EFM.1082562
Preamplifier S/N : 056073
Resolution : 0.1 dB
Instrument Status : Used

Calibration Environment and Details
Temperature : 23 °C ± 2 °C
Humidity : 50 %RH ± 20 %RH
Barometric Pressure : 1013 hPa ± 10 hPa
Received Date : 1 July 2024
Calibrated Date : 10 July 2024
Calibration Procedure : In-house method CP-SLM-01 based on IEC 61672-3: 2013 Electroacoustics – Sound level meters - Part 3. Periodic tests
Location of Calibration : Lab Acoustic

Instrument	Brand	Model	SN	Due calibration	Traceability
Standard Microphone	GRAS	40AN	188273	20 August 2024	GRAS
Multi-frequency Calibrator	Quest	Quest-cal	EFA000234	26 July 2024	TSI
Audio Generator	Svanvik	Svan401	131	8 October 2024	WK Electric

Note
The reported uncertainty is based on standard uncertainty multiplied by the Coverage Factor k = 2, providing a level of confidence approximately 95 %.

Calibrated By : Mr. Noppadon Luangrit
Service Calibration Engineer

Approved By : Mr. Pasi Muthuvorn
Calibration Engineer Supervisor

Issue Date : 10 July 2024

Certificate No : 24-SLM-231
Request No : Req-2024-1450

1. Indication at the calibration check frequency

UUC Setting	Nominal	Before Adjust		After Adjust		UNCERTAINTY (± dB)	Acceptance Limit (± dB)	Result
	Level	UUC (dB)	ERR (dB)	UUC (dB)	ERR (dB)			
FAST / A / 37-139								
Calibrator Setting	(dB)	(dB)	(dB)	(dB)	(dB)			
1000 Hz 114 dB	113.76	114.3	0.54	113.8	+0.04	0.20	0.20	Pass

Note : Absolute sensitivity was established by the use of Sound Calibrator Brand SVANTEK, Model SV 35A, SN. 58079

2. Self-generated noise, Microphone installed

UUC Setting	Measured	UNCERTAINTY
FAST / 37-139		
UUC Weighting	(dB)	(± dB)
A	29.8	0.10

3. Self-generated noise, Microphone replaced by the electrical input signal device

UUC Setting	Measured	UNCERTAINTY
FAST / 37-139		
UUC Weighting	(dB)	(± dB)
A	29.4	0.10
C	28.8	0.10
Z	32.9	0.10

4. Acoustic signal test of frequency weightings [Without Windscreen]

UUC Setting	Deviation from various Frequency Weighting Response curve			UNCERTAINTY (± dB)	Acceptance Limit (± dB)	Result
	A	C	Z			
FAST / 37-139						
STD Setting	(dB)	(dB)	(dB)	(± dB)	(± dB)	
125 Hz	0.0	0.1	0.1	0.60	1.5	Pass
1000 Hz	0.0	0.0	0.0	0.60	1.0	Pass
4000 Hz	0.7	0.7	0.7	0.60	3.0	Pass
8000 Hz	1.4	1.4	1.5	0.70	3.0	Pass1

Certificate No : 24-SLM-231
Request No : Req-2024-1450

5. Electrical signal test of frequency weightings, Weighting network response with relative to 1 kHz

UUC Setting	Deviation from various Frequency Weighting Response curve			UNCERTAINTY (± dB)	Acceptance Limit (± dB)	Result
	A (dB)	C (dB)	Z (dB)			
FAST / 37-139						
STD Setting	(dB)	(dB)	(dB)	(± dB)	(± dB)	
63 Hz	-0.2	-0.1	-0.1	0.20	2.0	Pass
125 Hz	-0.1	0.0	-0.1		1.5	Pass
250 Hz	-0.1	0.0	-0.1		1.5	Pass
500 Hz	-0.1	0.0	-0.1		1.5	Pass
1000 Hz	0.0	0.0	-0.1		1.0	Pass
2000 Hz	0.0	0.0	0.0		2.0	Pass
4000 Hz	0.0	0.0	0.0		3.0	Pass
8000 Hz	-0.1	-0.1	0.0		5.0	Pass
16000 Hz	-0.1	-0.1	-0.1		+5, -INF	Pass

6. Frequency and time weightings at 1kHz

UUC Setting	STD	Measured		UNCERTAINTY (± dB)	Acceptance Limit (± dB)	Result
	REF	UUC (dB)	ERR (dB)			
FAST / 37-139						
UUC Weighting	(dB)	(dB)	(dB)	(± dB)	(± dB)	
A	114.00	114.0	0.0	0.20	0.20	Pass
C	114.00	114.0	0.0		0.20	Pass
Z	114.00	114.0	0.0		0.20	Pass

UUC Setting	STD	Measured		UNCERTAINTY (± dB)	Acceptance Limit (± dB)	Result
	REF	UUC (dB)	ERR (dB)			
37-139 / A						
UUC Time Response	(dB)	(dB)	(dB)	(± dB)	(± dB)	
Fast	114.00	114.0	0.0	0.20	0.10	Pass1
Slow	114.00	114.0	0.0		0.10	Pass1
Lsq	114.00	114.0	0.0		0.10	Pass1

Certificate No : 24-SLM-231
Request No : Req-2024-1450

7. Long Term Stability

UUC Setting	Measured	UNCERTAINTY	Acceptance	Result
FAST / A / 37-139	UUC		Limit	
STD Setting	(dB)	(± dB)	(± dB)	
Initial	114.0			
Final	114.0			
Deviated	0.0	0.10	0.30	Pass

8. Level linearity on the reference level range

UUC Setting	Anticipated	Deviation	UNCERTAINTY	Acceptance	Result
FAST / A / 37-139	REF	UUC	ERR	Limit	
STD dB	(dB)	(dB)	(dB)	(± dB)	
130.00	130	130.0	0.0	1.1	Pass
134.00	134	134.0	0.0	1.1	Pass
120.00	120	120.0	0.0	1.1	Pass
124.00	124	124.0	0.0	1.1	Pass
110.00	110	110.0	0.0	1.1	Pass
114.00	114	114.0	0.0	1.1	Pass
100.00	100	100.0	0.0	1.1	Pass
104.00	104	104.0	0.0	1.1	Pass
90.00	90	90.0	-0.1	1.1	Pass
94.00	94	93.9	-0.1	1.1	Pass
80.00	80	80.0	-0.1	1.1	Pass
84.00	84	83.9	-0.1	1.1	Pass
70.00	70	70.0	-0.1	1.1	Pass
74.00	74	73.9	-0.1	1.1	Pass
60.00	60	60.0	-0.1	1.1	Pass
64.00	64	63.9	-0.1	1.1	Pass
50.00	50	50.0	-0.1	1.1	Pass
54.00	54	53.9	-0.1	1.1	Pass
40.00	40	40.0	0.0	1.1	Pass
44.00	44	44.1	0.1	1.1	Pass
30.00	30	30.5	0.5	1.1	Pass

The results related only to the item calibrated. The certificate shall not be reproduced except in full, without written approval of **เอกสารไม่ควบคุม**
FM-700-SLM-01 Rev.04 Issue date 5/6/24

Certificate No : 24-SLM-231
Request No : Req-2024-1450

9. Level linearity including the level range control

UUC Setting	STD	Measured	UNCERTAINTY	Acceptance	Result
FAST / A	REF	UUC	ERR	Limit	
UUC Range	(dB)	(dB)	(dB)	(± dB)	
37-139	44.80	44.9	0.1	1.1	Pass
	114	114.0	0.0	1.1	Pass

10. Tone burst response

UUC Setting	STD	Anticipated	Measured	UNCERTAINTY	Acceptance	Result
A / 37-139	Toneburst	Ref	UUC	ERR	Limit	
UUC Time Response	(ms)		(dB)	(dB)	(± dB)	
Fast	200	135.0	135.0	0.0	1.0	Pass
	2	118.0	117.9	-0.1	+1.0,-2.5	Pass
	0.25	109.0	108.6	-0.4	+1.5,-5.0	Pass
Slow	200	128.6	128.5	-0.1	1.0	Pass
	2	109.0	108.9	-0.1	+1.0,-5.0	Pass
	200	129.0	129.0	0.0	1.0	Pass
SEL	2	109.0	109.1	+0.1	+1.0,-2.5	Pass
	0.25	100.0	99.8	-0.2	+1.5,-5.0	Pass

11. Peak C Sound level

UUC Setting	Anticipated	Measured	UNCERTAINTY	Acceptance	Result
FAST / C / 95-142	REF	UUC	ERR	Limit	
STD Setting	(dB)	(dB)	(dB)	(± dB)	
Complate cycle	137.4	136.7	-0.70	3.0	Pass
Positive half cycle	136.4	136.2	-0.20	2.0	Pass
Negative half cycle	136.4	136.2	-0.20	2.0	Pass

The results related only to the item calibrated. The certificate shall not be reproduced except in full, without written approval of **เอกสารไม่ควบคุม**
FM-700-SLM-01 Rev.04 Issue date 5/6/24

Certificate No : 24-SLM-231
Request No : Req-2024-1450

12. Overload indication

UUC Setting	Measured	UNCERTAINTY	Acceptance	Result
FAST / A / 37-139	UUC		Limit	
STD Setting	(dB)	(± dB)	(± dB)	
Positive one-half cycle	143.7			
Negative one-half cycle	143.8			
Deviated	-0.1	0.20	1.5	Pass

13. High Level Stability

UUC Setting	Measured	UNCERTAINTY	Acceptance	Result
FAST / A / 37-139	UUC		Limit	
STD Setting	(dB)	(± dB)	(± dB)	
Initial	138.0			
Final	138.0			
Deviated	0.0	0.10	0.30	Pass

Note :

Function	Maximum-permitted Uncertainty of measurement
1. Indication at the calibration check frequency	Not applicable
2. Self-generated noise, Microphone installed	Not applicable
3. Self-generated noise, Microphone replaced by the electrical input signal device	Not applicable
4. Acoustic signal test of frequency weightings at 10 Hz to 4 kHz	0.60 dB
4. Acoustic signal test of frequency weightings at >4 kHz to 10 kHz	0.70 dB
5. Electrical signal test of frequency weightings, Weighting network response with relative to 1 kHz	0.20 dB
6. Frequency and time weightings at 1kHz	0.20 dB
7. Long Term Stability	0.10 dB
8. Level linearity on the reference level range	0.30 dB
9. Level linearity including the level range control	0.30 dB
10. Tone burst response	0.30 dB
11. Peak C Sound level	0.35 dB
12. Overload indication	0.25 dB
13. High Level Stability	0.10 dB

* Acceptance limit and Maximum-permitted Uncertainty was IEC 61672-1:2013

The results related only to the item calibrated. The certificate shall not be reproduced except in full, without written approval of **เอกสารไม่ควบคุม**
FM-700-SLM-01 Rev.04 Issue date 5/6/24

Certificate No : 24-SLM-231
Request No : Req-2024-1450

Decision Rule for Statements of Conformity

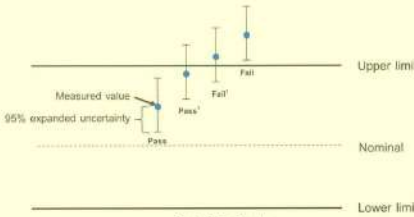
The standard decision rule employed for the statements of conformity to each calibration result will be applied using ILAC-G8:09/2019, Guidelines on the Reporting of Compliance with Specification as following Fig. and statement

Pass = The measurement result plus the expanded uncertainty with a 95% coverage probability were within the limit.

Pass¹ = The measurement result was within the limit. However, a portion of the expanded uncertainty of measurement at 95% exceeds the limit.

Fail¹ = The measurement result was out of the limit. However, a portion of the expanded uncertainty of measurement at 95% is within the limit.

Fail = The measurement result plus the expanded uncertainty with a 95% coverage probability, were outside the limit.



The results related only to the item calibrated. The certificate shall not be reproduced except in full, without written approval of **เอกสารไม่ควบคุม**
FM-700-SLM-01 Rev.04 Issue date 5/6/24



Certificate of Calibration

Customer

Name : UNITED ANALYST AND ENGINEERING CONSULTANT CO.,LTD.
Address : 81 Soi Udomsuk 41, Sukhumvit Road, Bangchak, Prakanong, Bangkok
10260

Certificate No : 24-SLM-240
Request No : Req-2024-1459

Unit Under Calibration Details

Measurement item : Sound Level Meter
Manufacturer : Larson Davis
Model : 1xT2
Serial Number : 6005299
ID : UAE.FFM.1142562
Resolution : 0.1 dB
Microphone Class : 2
Microphone Model : 375A04
Microphone S/N : 323471
Preamplifier Model : PRMLAT2C
Preamplifier S/N : 071493
Instrument Status : Used

Calibration Environment and Details

Temperature : 23 °C ± 2 °C
Humidity : 50 %RH ± 20 %RH
Barometric Pressure : 1013 hPa ± 10 hPa
Received Date : 2 July 2024
Calibrated Date : 11 July 2024
Calibration Procedure : In-house method CP-SLM-01 based on IEC 61672-1 : 2013 Electroacoustics - Sound level meters - Part 3: Periodic tests
Location of Calibration : Lab Acoustic

Reference Standard

Instrument	Brand	Model	SN	Due calibration	Traceability
Standard Microphone	GRAS	40AN	188273	20 August 2024	GRAS
Multi-frequency Calibrator	Quest	Quest-cal	EFA000234	26 July 2024	TSI
Audio Generator	Svanick	Svan401	131	8 October 2024	WK Electric

Note
The reported uncertainty is based on standard uncertainty multiplied by the Coverage Factor $k = 2$, providing a level of confidence approximately 95 %.

Calibrated By :
Mr. Noppadon Luangart
Service Calibration Engineer

Approved By :
Mr. Pachi Mahavorn
Calibration Engineer Supervisor
Issue Date : 11 July 2024

The results related only to the item calibrated. The certificate shall not be reproduced except in full, without written approval of the Calibration Laboratory.
เอกสารไม่ควบคุม



Certificate No : 24-SLM-240
Request No : Req-2024-1459

1. Indication at the calibration check frequency

UUC Setting	Nominal	Before Adjust		After Adjust		UNCERTAINTY (± dB)	Acceptance Limit (± dB)	Result
FAST / A / 37-139	Level	UUC (dB)	ERR (dB)	UUC (dB)	ERR (dB)			
Calibrator Setting								
1000 Hz 114 dB	113.76	115.3	1.54	113.8	+0.04	0.20	0.30	Pass

Note : Absolute sensitivity was established by the use of Sound Calibrator Brand SVANTEK, Model SV 35A, SN. 58079

2. Self-generated noise, Microphone installed

UUC Setting	Measured	UNCERTAINTY
FAST / 37-139		
UUC Weighting	(dB)	(± dB)
A	27.1	0.10

3. Self-generated noise, Microphone replaced by the electrical input signal device

UUC Setting	Measured	UNCERTAINTY
FAST / 37-139		
UUC Weighting	(dB)	(± dB)
A	26.6	0.10
C	26.2	0.10
Z	30.6	0.10

4. Acoustic signal test of frequency weightings (Without Windscreen)

UUC Setting	Deviation from various Frequency Weighting Response curve			UNCERTAINTY (± dB)	Acceptance Limit (± dB)	Result
	A	C	Z			
FAST / 37-139						
STD Setting	(dB)	(dB)	(dB)			
125 Hz	0.0	0.2	0.1	0.60	1.5	Pass
1000 Hz	0.0	0.0	0.0	0.60	1.0	Pass
4000 Hz	0.2	0.3	0.4	0.60	3.0	Pass
8000 Hz	-0.5	-0.4	-0.2	0.70	5.0	Pass

The results related only to the item calibrated. The certificate shall not be reproduced except in full, without written approval of the Calibration Laboratory.
เอกสารไม่ควบคุม



Certificate No : 24-SLM-240
Request No : Req-2024-1459

5. Electrical signal test of frequency weightings, Weighting network response with relative to 1 kHz

UUC Setting	Deviation from various Frequency Weighting Response curve			UNCERTAINTY (± dB)	Acceptance Limit (± dB)	Result
	A (dB)	C (dB)	Z (dB)			
FAST / 37-139						
STD Setting	(dB)	(dB)	(dB)			
63 Hz	-0.2	0.0	0.0	0.20	2.0	Pass
125 Hz	-0.1	0.0	0.0		1.5	Pass
250 Hz	-0.1	0.0	0.0		1.5	Pass
500 Hz	-0.1	0.0	0.0		1.5	Pass
1000 Hz	0.0	0.0	0.0		1.0	Pass
2000 Hz	0.0	0.0	0.0		2.0	Pass
4000 Hz	0.0	0.0	0.0		3.0	Pass
8000 Hz	0.0	0.0	0.0		5.0	Pass
16000 Hz	-0.1	-0.1	-0.1		>5, <inf	Pass

6. Frequency and time weightings at 1kHz

UUC Setting	STD	Measured		UNCERTAINTY (± dB)	Acceptance Limit (± dB)	Result
FAST / 37-139	REF	UUC (dB)	ERR (dB)			
UUC Weighting						
A	114.00	114.0	0.0	0.20	0.20	Pass
C	114.00	114.0	0.0		0.20	Pass
Z	114.00	114.0	0.0		0.20	Pass

UUC Setting	STD	Measured		UNCERTAINTY (± dB)	Acceptance Limit (± dB)	Result
37-139 / A	REF	UUC (dB)	ERR (dB)			
UUC Time Response						
Fast	114.00	114.0	0.0	0.20	0.10	Pass
Slow	114.00	114.0	0.0		0.10	Pass
Log	114.00	114.0	0.0		0.10	Pass

The results related only to the item calibrated. The certificate shall not be reproduced except in full, without written approval of the Calibration Laboratory.
เอกสารไม่ควบคุม



Certificate No : 24-SLM-240
Request No : Req-2024-1459

7. Long Term Stability

UUC Setting	Measured	UNCERTAINTY (± dB)	Acceptance Limit (± dB)	Result
FAST / A / 37-139	UUC			
STD Setting	(dB)			
Initial	114.0			
Final	114.0			
Deviation	0.0			
		0.10	0.30	Pass

8. Level linearity on the reference level range

UUC Setting	Anticipated	Deviation		UNCERTAINTY (± dB)	Acceptance Limit (± dB)	Result
FAST / A / 37-139	REF	UUC (dB)	ERR (dB)			
STD dB	(dB)					
139.00	139	139.0	0.0	0.10	1.1	Pass
134.00	134	134.0	0.0		1.1	Pass
129.00	129	129.0	0.0		1.1	Pass
124.00	124	124.0	0.0		1.1	Pass
119.00	119	119.0	0.0		1.1	Pass
114.00	114	114.0	0.0		1.1	Pass
109.00	109	109.0	0.0		1.1	Pass
104.00	104	104.0	0.0		1.1	Pass
99.00	99	99.0	0.0		1.1	Pass
94.00	94	94.0	0.0		1.1	Pass
89.00	89	89.0	0.0		1.1	Pass
84.00	84	84.0	0.0		1.1	Pass
79.00	79	79.0	0.0		1.1	Pass
74.00	74	74.0	0.0		1.1	Pass
69.00	69	69.0	0.0		1.1	Pass
64.00	64	64.0	0.0		1.1	Pass
59.00	59	59.0	0.0		1.1	Pass
54.00	54	54.0	0.0		1.1	Pass
49.00	49	49.0	0.0		1.1	Pass
44.00	44	44.0	0.0		1.1	Pass
39.00	39	39.2	0.2		1.1	Pass
34.00	34	34.3	0.3		1.1	Pass
29.00	29	29.4	0.4		1.1	Pass
24.00	24	24.5	0.5		1.1	Pass

The results related only to the item calibrated. The certificate shall not be reproduced except in full, without written approval of the Calibration Laboratory.
เอกสารไม่ควบคุม

Certificate No : 24-SLM-240
Request No : Req-2024-1459

9. Level linearity including the level range control

UUC Setting	STD	Measured		UNCERTAINTY	Acceptance Limit	Result
		UUC	ERR			
FAST / A	REF	(dB)	(dB)	(± dB)	(± dB)	
UUC Range	(dB)	(dB)	(dB)			
37-139	41.90	42.1	0.2	0.30	1.1	Pass
	114	114.0	0.0		1.1	Pass

10. Tone burst response

UUC Setting	STD	Anticipated	Measured		UNCERTAINTY	Acceptance Limit	Result
			UUC	ERR			
A / 37-139	Toneburst	Ref	(dB)	(dB)	(± dB)	(± dB)	
UUC Time Response	(ms)	(dB)	(dB)	(dB)			
Fast	200	135.0	134.9	-0.1	0.20	1.0	Pass
	2	118.0	117.9	-0.1		+1.0, -2.5	Pass
	0.25	109.0	108.8	-0.2		+1.5, -5.0	Pass
Slow	200	128.6	128.5	-0.1		1.0	Pass
	2	109.0	108.9	-0.1		+1.0, -5.0	Pass
	200	129.0	129.0	0.0		1.0	Pass
SEL	2	109.0	109.1	+0.1	0.20	+1.0, -2.5	Pass
	0.25	100.0	100.0	0.0		+1.5, -5.0	Pass

11. Peak C Sound level

UUC Setting	Anticipated	Measured		UNCERTAINTY	Acceptance Limit	Result
		UUC	ERR			
FAST / C / 95-142	REF	(dB)	(dB)	(± dB)	(± dB)	
STD Setting	(dB)	(dB)	(dB)			
Complete cycle	137.4	136.6	-0.80	0.20	3.0	Pass
Positive half cycle	136.4	136.2	-0.20		2.0	Pass
Negative half cycle	136.4	136.2	-0.20		2.0	Pass

The results related only to the item calibrated. The certificate shall not be reproduced except in full, without written approval of

เอกสารไม่ควบคุม

FM-708-SLM-01 Rev.04 Issue date 7/6/24

Certificate No : 24-SLM-240
Request No : Req-2024-1459

12. Overload indication

UUC Setting	Measured	UNCERTAINTY	Acceptance Limit	Result
FAST / A / 37-139	UUC	(± dB)	(± dB)	
STD Setting	(dB)	(± dB)	(± dB)	
Positive one-half cycle	140.6			
Negative one-half cycle	140.7			
Deviated	-0.1	0.20	1.5	Pass

13. High Level Stability

UUC Setting	Measured	UNCERTAINTY	Acceptance Limit	Result
FAST / A / 37-139	UUC	(± dB)	(± dB)	
STD Setting	(dB)	(± dB)	(± dB)	
Initial	138.0			
Final	138.0			
Deviated	0.0	0.10	0.30	Pass

Note :

Function	Maximum-permitted Uncertainty of measurement
1. Indication at the calibration check frequency	Not applicable
2. Self-generated noise, Microphone installed	Not applicable
3. Self-generated noise, Microphone replaced by the electrical input signal device	Not applicable
4. Acoustic signal test of frequency weightings at 10 Hz to 4 kHz	0.60 dB
4. Acoustic signal test of frequency weightings at ~4 kHz to 10 kHz	0.70 dB
5. Electrical signal test of frequency weightings, Weighting network response with relative to 1 kHz	0.20 dB
6. Frequency and time weightings at 1 kHz	0.20 dB
7. Long Term Stability	0.10 dB
8. Level linearity on the reference level range	0.30 dB
9. Level linearity including the level range control	0.30 dB
10. Tone burst response	0.30 dB
11. Peak C Sound level	0.35 dB
12. Overload indication	0.25 dB
13. High Level Stability	0.10 dB

Acceptance limit and Maximum-permitted Uncertainty was IEC 61672-3:2013

The results related only to the item calibrated. The certificate shall not be reproduced except in full, without written approval of

เอกสารไม่ควบคุม

FM-708-SLM-01 Rev.04 Issue date 7/6/24

Certificate No : 24-SLM-240
Request No : Req-2024-1459

Decision Rule for Statements of Conformity

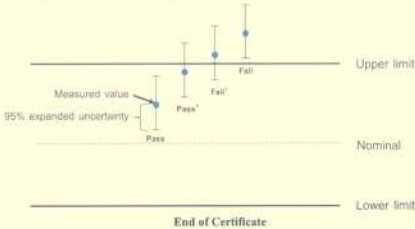
The standard decision rule employed for the statements of conformity to each calibration result will be applied using ILAC-G8:2019: Guidelines on the Reporting of Compliance with Specification as following Fig. and statements.

Pass = The measurement result plus the expanded uncertainty with a 95% coverage probability were within the limit.

Pass¹ = The measurement result was within the limit. However, a portion of the expanded uncertainty of measurement at 95% exceeds the limit.

Fail¹ = The measurement result was out of the limit. However, a portion of the expanded uncertainty of measurement at 95% is within the limit.

Fail = The measurement result plus the expanded uncertainty with a 95% coverage probability were outside the limit.



End of Certificate

The results related only to the item calibrated. The certificate shall not be reproduced except in full, without written approval of

เอกสารไม่ควบคุม

FM-708-SLM-01 Rev.04 Issue date 7/6/24

Certificate of Calibration

Customer

Name : UNITED ANALYST AND ENGINEERING CONSULTANT CO.,LTD.
Address : 81 Soi Udomsak 41, Sukhumvit Road, Bangchak, Prakanong, Bangkok 10260

Certificate No : 24-SLM-229
Request No : Req-2024-1448

Unit Under Calibration Details

Measurement Item : Sound Level Meter
Manufacturer : Larson Davis
Model : LA72
Serial Number : 0005372
ID : UAE.EFM.0372563
Resolution : 0.1 dB
Microphone Class : 2
Microphone Model : J75B02
Microphone S/N : 11792
Preamplifier Model : PRMLXT2B
Preamplifier S/N : 056132
Instrument Status : Used

Calibration Environment and Details

Temperature : 23 °C ± 2 °C
Humidity : 50 %RH ± 20 %RH
Barometric Pressure : 1013 hPa ± 10 hPa
Received Date : 1 July 2024
Calibrated Date : 9 July 2024
Calibration Procedure : In-house method CP-SLM-01 based on IEC 61672-3 : 2013 Electroacoustics - Sound level meters - Part 3: Periodic tests
Location of Calibration : Lab Acoustic


Reference Standard

Instrument	Brand	Model	SN	Due calibration	Traceability
Standard Microphone	GRAS	40AN	188273	20 August 2024	GRAS
Multifrequency Calibrator	Quest	Quest-cal	EFA000234	26 July 2024	TSI
Audio Generator	Svante	Svan401	131	8 October 2024	WK Electric

Note

The reported uncertainty is based on standard uncertainty multiplied by the Coverage Factor k = 2, providing a level of confidence approximately 95 %.

Calibrated By : 
Mr. Noppadol Luangrit
Service Calibration Engineer

Approved By : 
Mr. Paet Mahavorn
Calibration Engineer Supervisor
Issue Date : 9 July 2024

The results related only to the item calibrated. The certificate shall not be reproduced except in full, without written approval of

เอกสารไม่ควบคุม

FM-708-SLM-01 Rev.04 Issue date 7/6/24

1. Indication at the calibration check frequency

UUC Setting	Nominal	Before Adjust			After Adjust		UNCERTAINTY (± dB)	Acceptance Limit (± dB)	Result
	Level (dB)	UUC (dB)	ERR (dB)	ERR (dB)	UUC (dB)	ERR (dB)			
Calibrate Setting									
1000 Hz 114 dB	113.76	114.7	0.94		113.8	+0.04	0.20	0.30	Pass

Note : Absolute sensitivity was established by the use of Sound Calibrator Brand SVANTEK, Model SV 35A, SN: 38079

2. Self-generated noise, Microphone installed

UUC Setting	Measured	UNCERTAINTY
FAST / A 37-139		
UUC Weighting	(dB)	(± dB)
A	32.8	0.10

3. Self-generated noise, Microphone replaced by the electrical input signal device

UUC Setting	Measured	UNCERTAINTY
FAST / 37-139		
UUC Weighting	(dB)	(± dB)
A	31.8	0.10
C	31.7	0.10
Z	35.0	0.10

4. Acoustic signal test of frequency weightings (Without Windscreen)

UUC Setting	Deviation from various Frequency Weighting Response curve			UNCERTAINTY (± dB)	Acceptance Limit (± dB)	Result
	A (dB)	C (dB)	Z (dB)			
FAST / 37-139						
STD Setting						
125 Hz	0.1	0.2	0.1	0.69	1.5	Pass
1000 Hz	0.0	0.0	0.0	0.69	1.0	Pass
4000 Hz	0.3	0.3	0.4	0.69	3.0	Pass
8000 Hz	0.3	0.3	0.5	0.70	5.0	Pass

The results related only to the item calibrated. The certificate shall not be reproduced except in full, without written approval of **เอกสารไม่ควบคุม**
154-708-01 Rev.04 Issue date 5/6/24

5. Electrical signal test of frequency weightings, Weighting network response with relative to 1 kHz

UUC Setting	Deviation from various Frequency Weighting Response curve			UNCERTAINTY (± dB)	Acceptance Limit (± dB)	Result
	A (dB)	C (dB)	Z (dB)			
FAST / 37-139						
STD Setting						
63 Hz	-0.1	0.0	0.0	0.20	2.0	Pass
125 Hz	-0.1	0.0	0.0		1.5	Pass
250 Hz	-0.1	0.0	0.0		1.5	Pass
500 Hz	0.0	0.0	0.0		1.5	Pass
1000 Hz	0.0	0.0	0.0		1.0	Pass
2000 Hz	0.0	0.1	0.0		2.0	Pass
4000 Hz	0.0	0.0	0.0		3.0	Pass
8000 Hz	0.0	0.0	0.1		5.0	Pass
16000 Hz	0.0	0.0	0.0		+5, -INF	Pass

6. Frequency and time weightings at 1kHz

UUC Setting	STD	Measured		UNCERTAINTY (± dB)	Acceptance Limit (± dB)	Result
	REF (dB)	UUC (dB)	ERR (dB)			
FAST / 37-139						
UUC Weighting						
A	114.00	114.0	0.0	0.20	0.20	Pass
C	114.00	114.0	0.0		0.20	Pass
Z	114.00	114.0	0.0		0.20	Pass

UUC Setting	STD	Measured		UNCERTAINTY (± dB)	Acceptance Limit (± dB)	Result
	REF (dB)	UUC (dB)	ERR (dB)			
37-139 / A						
UUC Time Response						
Fast	114.00	114.0	0.0	0.20	0.10	Pass
Slow	114.00	114.0	0.0		0.10	Pass
Lsq	114.00	114.0	0.0		0.10	Pass

The results related only to the item calibrated. The certificate shall not be reproduced except in full, without written approval of **เอกสารไม่ควบคุม**
154-708-01 Rev.04 Issue date 5/6/24

7. Long Term Stability

UUC Setting	Measured	UNCERTAINTY (± dB)	Acceptance Limit (± dB)	Result
FAST / A 37-139	UUC (dB)			
STD Setting				
Initial	114.0			
Final	114.0			
Deviated	0.0			

8. Level linearity on the reference level range

UUC Setting	Anticipated	Deviation		UNCERTAINTY (± dB)	Acceptance Limit (± dB)	Result
	REF (dB)	UUC (dB)	ERR (dB)			
FAST / A 37-139						
STD dB						
139.00	139	139.0	0.0	0.30	1.1	Pass
134.00	134	134.0	0.0		1.1	Pass
129.00	129	129.0	0.0		1.1	Pass
124.00	124	124.0	0.0		1.1	Pass
119.00	119	119.0	0.0		1.1	Pass
114.00	114	114.0	0.0		1.1	Pass
109.00	109	109.0	0.0		1.1	Pass
104.00	104	104.0	0.0		1.1	Pass
99.00	99	99.0	0.0		1.1	Pass
94.00	94	93.8	-0.4		1.1	Pass
89.00	89	88.8	-0.4		1.1	Pass
84.00	84	83.6	-0.4		1.1	Pass
79.00	79	78.6	-0.4		1.1	Pass
74.00	74	73.6	-0.4		1.1	Pass
69.00	69	68.6	-0.4		1.1	Pass
64.00	64	63.6	-0.4		1.1	Pass
59.00	59	58.6	-0.4		1.1	Pass
54.00	54	53.6	-0.4		1.1	Pass
49.00	49	48.7	-0.3		1.1	Pass
44.00	44	43.9	-0.1		1.1	Pass
39.00	39	39.5	0.5		1.1	Pass
34.00	34	34.9	0.9		1.1	Pass

The results related only to the item calibrated. The certificate shall not be reproduced except in full, without written approval of **เอกสารไม่ควบคุม**
154-708-01 Rev.04 Issue date 5/6/24

9. Level linearity including the level range control

UUC Setting	STD	Measured		UNCERTAINTY (± dB)	Acceptance Limit (± dB)	Result
	REF (dB)	UUC (dB)	ERR (dB)			
FAST / A						
UUC Range						
37-139	39.10	39.6	0.5	0.30	1.1	Pass
	114	114.0	0.0		1.1	Pass

10. Tone burst response

UUC Setting	STD	Anticipated	Measured		UNCERTAINTY (± dB)	Acceptance Limit (± dB)	Result
	Toneburst (ms)	Ref (dB)	UUC (dB)	ERR (dB)			
A / 37-139							
UUC Time Response							
Fast	200	135.0	135.0	0.0	0.20	1.0	Pass
	2	118.0	117.9	-0.1		+1.0, -2.5	Pass
	0.25	109.0	108.8	-0.2		+1.5, -5.0	Pass
Slow	200	128.6	128.5	-0.1		1.0	Pass
	2	109.0	108.9	-0.1		+1.0, -5.0	Pass
	200	129.0	129.0	0.0		1.0	Pass
SEL	2	109.0	109.1	+0.1		+1.0, -2.5	Pass
	0.25	100.0	100.0	0.0		+1.5, -5.0	Pass

11. Peak C Sound level

UUC Setting	Anticipated	Measured		UNCERTAINTY (± dB)	Acceptance Limit (± dB)	Result
	REF (dB)	UUC (dB)	ERR (dB)			
FAST / C 95-142						
STD Setting						
Complete cycle	137.4	136.8	-0.60	0.20	3.0	Pass
Positive half cycle	136.4	136.2	-0.20		2.0	Pass
Negative half cycle	136.4	136.2	-0.20		2.0	Pass

The results related only to the item calibrated. The certificate shall not be reproduced except in full, without written approval of **เอกสารไม่ควบคุม**
154-708-01 Rev.04 Issue date 5/6/24

Certificate No : 24-SLM-229
Request No : Req-2024-1448

12. Overload indication

UUC Setting	Measured	UNCERTAINTY (± dB)	Acceptance	Result
FAST / A / 37-139	UUC		Limit	
STD Setting	(dB)		(± dB)	
Positive one-half cycle	140.7			
Negative one-half cycle	140.7			
Deviated	0.0	0.20	1.5	Pass

13. High Level Stability

UUC Setting	Measured	UNCERTAINTY (± dB)	Acceptance	Result
FAST / A / 37-139	UUC		Limit	
STD Setting	(dB)	(± dB)	(± dB)	
Initial	138.0			
Final	138.0			
Deviated	0.0	0.10	0.30	Pass

Note :

Function	Maximum-permitted Uncertainty of measurement
1. Indication at the calibration check frequency	Not applicable
2. Self-generated noise, Microphone installed	Not applicable
3. Self-generated noise, Microphone replaced by the electrical input signal device	Not applicable
4. Acoustic signal test of frequency weightings at 10 Hz to 4 kHz	0.60 dB
4. Acoustic signal test of frequency weightings at >4 kHz to 10 kHz	0.70 dB
5. Electrical signal test of frequency weightings, Weighting network response with relative to 1 kHz	0.20 dB
6. Frequency and time weightings at 1kHz	0.20 dB
7. Long Term Stability	0.10 dB
8. Level linearity on the reference level range	0.30 dB
9. Level linearity including the level range control	0.30 dB
10. Tone burst response	0.30 dB
11. Peak C Sound level	0.35 dB
12. Overload indication	0.25 dB
13. High Level Stability	0.10 dB

-> Acceptance limit and Maximum-permitted Uncertainty was IEC 61672-1:2013

The results related only to the item calibrated. The certificate shall not be reproduced except in full, without written approval of

เอกสารไม่ควบคุม

FS6-708-SLM-01 Rev.04 Issue date 5/6/24

Certificate No : 24-SLM-229
Request No : Req-2024-1448

Decision Rule for Statements of Conformity

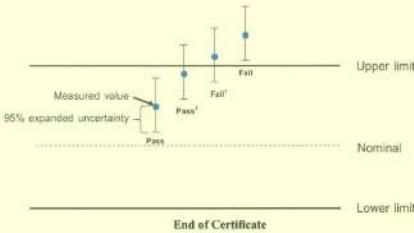
The standard decision rule employed for the statements of conformity to each calibration result will be applied using ILAC-G8:09-2019, Guidelines on the Reporting of Compliance with Specification as following Fig. and statements

Pass = The measurement result plus the expanded uncertainty with a 95% coverage probability were within the limit.

Pass¹ = The measurement result was within the limit. However, a portion of the expanded uncertainty of measurement at 95% exceeds the limit.

Fail¹ = The measurement result was out of the limit. However, a portion of the expanded uncertainty of measurement at 95% is within the limit.

Fail = The measurement result plus the expanded uncertainty with a 95% coverage probability were outside the limit.



The results related only to the item calibrated. The certificate shall not be reproduced except in full, without written approval of

เอกสารไม่ควบคุม

FS6-708-SLM-01 Rev.04 Issue date 5/6/24

List of Instruments Certification for Environmental Quality Analysis

No.	Instrument/Equipment	Parameter	Manufacturer	Model/Serial No.	Calibrator	Certification No.	Date of Calibration	Due date of Calibration*	Remark
Equipment for Water Quality Analysis									
1	pH Meter	pH	Mettler-Toledo	Seven Easy S20 / 1230525212	DKSH (Thailand) Ltd.	C07240167	9 Apr 24	8 Apr 25	-
2	Conductivity Meter	Salinity Conductivity	SI Analytics	Lab955 / 16300356	DKSH (Thailand) Ltd.	C24240057	11 Mar 24	10 Mar 25	-
3	Turbidity Meter	Turbidity	Oakton	T100IR / 1120501017	Technology Promotion Association (Thailand-Japan)	24CH1115	6 Sep 24	5 Sep 25	-
4	UV-VIS Spectrophotometer	Cyanide	Agilent Technologies	Cary60 G6860A / MY15410009	DQE Services Co.,Ltd.	SP24-018	7 May 24	6 May 25	-
5	Analytical Balance (Readability 0.01 mg)	TDS SS	Mettler-Toledo	XSR205DU / C210685394	National Food Institute, Ministry of Industry, Thailand	2402283-002-01	2 Apr 24	1 Apr 25	-
6	Hot Air Oven		Memmert	UF55 / B216.1666	National Food Institute, Ministry of Industry, Thailand	2500116-001-01	8 Oct 24	7 Oct 25	-
7	Atomic Absorption Spectrophotometer (AAS)	Ca, Cd, Zn, Hg, Pb, Cr, Zn, As, Cu, Hg	Perkin Elmer	PinAAcle 900F / PFBS20031902	Perkin Elmer Co.,Ltd.	PinAAcle 900F Preventive Maintenance Report	14 May 24	13 May 25	-
8	Inductively Coupled Plasma (ICP)		Agilent Technologies	System ID:G8015A G8015AA / MY18030001	Agilent Technologies (Thailand) Co.,Ltd.	Preventive Maintenance Checklist	4 Nov 24	3 Nov 25	-
9	Gas Chromatography (GC)	Total PAHs : PCBs	Agilent Technologies	System ID:CN11021007 7890 / CN11021007	Agilent Technologies (Thailand) Co.,Ltd.	Preventive Maintenance Checklist	21 Feb 24	19 Feb 25	-
10	Incubator	Total Coliform Fecal Coliform	Binder	KB400 / 20200000015535	Technology Promotion Association (Thailand-Japan)	24TM647	1 Apr 24	31 Mar 25	-

List of Instruments Certification for Environmental Quality Analysis

No.	Instrument/Equipment	Parameter	Manufacturer	Model/Serial No.	Calibrator	Certification No.	Date of Calibration	Due date of Calibration*	Remark
11	Incubator		Memmert	IPP 260 / V616.0066	Technology Promotion Association (Thailand-Japan)	24TM650	2 Apr 24	1 Apr 25	-
12	Water Bath		Memmert	WNE 14 / L416.0606	Technology Promotion Association (Thailand-Japan)	24TM29	10 Feb 24	8 Feb 25	-
13	Water Bath		Memmert	WNE 14 / L416.0612	Technology Promotion Association (Thailand-Japan)	24TM30	10 Feb 24	8 Feb 25	-
14	Auto Clave		ALP	CL-40L / 807298	National Food Institute, Ministry of Industry, Thailand	2403982-001-01	7 Aug 24	6 Aug 25	-
15	Auto Clave		ALP	CL-40L / 808763	National Food Institute, Ministry of Industry, Thailand	2402281-001-01	2 Apr 24	1 Apr 25	-
16	Analytical Balance		OHAUS	PX623 / C236754745	DKSH (Thailand) Ltd.	2402419-001-01	19 Apr 24	18 Apr 25	-

Due Date of Calibration* : Based on the annual calibration plan. At least 1 time per year.



Certificate of Calibration

Equipment: pH METER
Model: SevenEasy
Serial No. (or I.D.): 1230525212 (UAE.WAS.003/2553)
Manufacturer: METTLER TOLEDO
Electrode Serial No.: 1156883
Condition: In Condition

Certificate No.: C07240167
Issued Date: 9 April 2024

Job No.: WO-00024208
Page: 1 of 3

Model: InLab Solids **Brand:** METTLER TOLEDO

Customer: United Analyst and Engineering Consultant Company Limited
3 Soi Udomsuk 41 Sukhumvit Road,
Bangkok, Prakanong, Bangkok 10260 Thailand

Environment Condition: Temperature 23 °C ± 2 °C
Humidity 50 %RH ± 15 %RH

Calibration Place: Environment Laboratory, DKSH Technology Limited,
2533 Sukhumvit Road, Bangkok,
Phrakhanong, Bangkok 10260 Thailand

Calibration By: Miss.Orawan Khlaiphloi

Calibration Date: 9 April 2024

The Method used: In house method, CAL-WI-58, base on ASTM E 70-07

Traceability: This certificate is traceable to SI Units, Sample Test is assured through primary measurement method Harned cell, through CPAchem Ltd. (ISO/IEC 17034) Certificate No. 938377, 931985, 931984 And pH Scale traceable to the SI Units maintained by National Institute of Metrology (NIMT), Thailand through Industrial Foundation Electrical and Electronics Institute Certificate No. CA20230350EA

Calibration Results:

pH Scale

Input	pH Meter Reading			Uncertainty of Measurement (mV)	Coverage Factor (k)
(mV)	(mV)	Error (mV)	(pH)		
414.12	414	-0.12	0.00	0.58	2.00
354.96	355	0.04	1.00	0.58	2.00
295.8	296	0.20	2.00	0.58	2.00
236.64	237	0.36	3.00	0.58	2.00
177.48	178	0.52	4.00	0.58	2.00
118.32	118	-0.32	5.00	0.58	2.00
59.16	59	-0.16	6.00	0.58	2.00
0	0	0.00	7.00	0.58	2.00
-59.16	-59	0.16	8.00	0.58	2.00
-118.32	-118	0.32	9.00	0.58	2.00
-177.48	-177	0.48	10.00	0.58	2.00
-236.64	-236	0.64	11.00	0.58	2.00
-295.8	-296	-0.20	12.00	0.58	2.00
-354.96	-355	-0.04	13.00	0.58	2.00
-414.12	-414	0.12	14.00	0.58	2.00

Orawan

(Miss Orawan Khlaiphloi)
Person in charge

Nitinun

(Mr. Nitinun Srihawan)
Authorized signatory

This certificate is issued the units of measurement according to the International System of Units (SI). It provides traceability of measurement to international or national standard or other recognized national standard laboratories.
The measurement uncertainty stated is the expanded uncertainty which is obtained from the standard uncertainty multiplied by the coverage factor (k=2) to provide a level of confidence of approximately 95%. It is determined in accordance with the Guide to Expression of Uncertainty in Measurement (GUM).
These results may be affected by deviations from specified conditions. The results relate only to the items tested, calibrated or sampled. The report shall not be reproduced except in full without approval of DKSH Technology Limited.

บริษัท ดีเคเอส อีเซีย จำกัด
DKSH Technology Limited
2533 ถนนสุขุมวิท แขวงคลองเตย เขตคลองเตย กรุงเทพมหานคร 10260
Phone: +66 2639 7000 Email: info.calibration@dksh.com Website: www.dksh.com/scientific-thailand

Delivering Growth - In Asia and Beyond.

เอกสารไม่ควบคุม

CAL-FM-C07-14: 9 Apr 2024

บริษัท ดีเคเอส อีเซีย จำกัด
DKSH Technology Limited
2533 ถนนสุขุมวิท แขวงคลองเตย เขตคลองเตย กรุงเทพมหานคร 10260
Phone: +66 2639 7000 Email: info.calibration@dksh.com Website: www.dksh.com/scientific-thailand

Delivering Growth - In Asia and Beyond.

เอกสารไม่ควบคุม

CAL-FM-C07-14: 9 Apr 2024



Certificate No.: C07240167 Page 3 of 3

Practical slope and zero point*

The three-point calibration using three standard buffer solutions; pH 4.008, pH 6.985 and pH 9.997

-During calibration, display of pH meter reading; pH 4.00, pH 7.00 and pH 10.01

The practical slope of the pH electrode; 57.01 (mV/pH), 96.37%

The zero point of the pH electrode; 6.88 (pH)

Sample Test Results

Standard Buffer Solution (pH)	Unit Under Calibration (pH)	Difference (pH)	Uncertainty of Measurement (pH)	Coverage Factor (k)
4.008	3.99	-0.018	0.0070	2.00
6.985	7.00	0.015	0.0091	2.00
9.997	10.02	0.023	0.0074	2.00

* Calibration Marked " Not TISI Accredited " in this Certificate have been included for completeness.

The End of Certificate



Certificate of Calibration

Equipment: Digital Thermometer with Probe
Model: SevenEasy pH
Serial No.: 1230525212
Manufacturer: METTLER TOLEDO
ID No.: UAE.WAS.003/2553

Certificate No.: C15240373
Issued Date: 09 April 2024
Job No.: WO-00024208
Page: 1 of 2
Condition: In Condition

Customer: United Analyst and Engineering Consultant Company Limited
3 Soi Udomsuk 41 Sukhumvit Road,
Bangkok, Prakanong, Bangkok 10260 Thailand

Environment Condition: Temperature: 22 °C ± 3 °C
Humidity: 50 %RH ± 20 %RH
Voltage: 220 VAC ± 10 %

Calibration Place: Thermo-Hygro Laboratory, DKSH Technology Limited,
2533 Sukhumvit Road, Bangkok,
Phrakhanong, Bangkok 10260 Thailand

Calibration By: Mr. Nateekarn Mitjit

Calibration Date: 09 April 2024

The Method used: In house method, CAL-WI-19, by comparison with standard thermometer

Traceability: This certificate is traceable to the International System of Unit maintained by Quality Reborn Co.,Ltd. (QR) Certificate No. QR23-1073

(Mr. Nateekarn Mitjit)

Person in charge

(Mr. Pramote Ramrong)

Authorized signatory

This certificate is issued the units of measurement according to the International System of Units (SI). It provides traceability of measurement to international or national standard or other recognized national standard laboratories.
The measurement uncertainty stated is the expanded uncertainty which is obtained from the standard uncertainty multiplied by the coverage factor (k=2) to provide a level of confidence of approximately 95%. It is determined in accordance with the Guide to Expression of Uncertainty in Measurement (GUM).
These results may be affected by deviations from specified conditions. The results relate only to the items tested, calibrated or sampled. The report shall not be reproduced except in full without approval of DKSH Technology Limited.

บริษัท ดีเคเอส อีเซีย จำกัด
DKSH Technology Limited
2533 ถนนสุขุมวิท แขวงคลองเตย เขตคลองเตย กรุงเทพมหานคร 10260
Phone: +66 2639 7000 Email: info.calibration@dksh.com Website: www.dksh.com/scientific-thailand

Delivering Growth - In Asia and Beyond.

เอกสารไม่ควบคุม

CAL-FM-C07-14: 9 Apr 2024

บริษัท ดีเคเอส อีเซีย จำกัด
DKSH Technology Limited
2533 ถนนสุขุมวิท แขวงคลองเตย เขตคลองเตย กรุงเทพมหานคร 10260
Phone: +66 2639 7000 Email: info.calibration@dksh.com Website: www.dksh.com/scientific-thailand

Delivering Growth - In Asia and Beyond.

เอกสารไม่ควบคุม

CAL-FM-C15-14: 06 Dec 2022

Reference standard equipment:

Equipment	Certificate no	Cal. date	Next Cal. date
Digital Thermometer with Probe	QR23-1073	2 May 23	2 May 24

Calibration Results:

Without Adjustment

Sensor Type: RTD

Channel: -

Diameter (mm) 4

Length (mm): 135

Immersion (mm): 110

Calibrate Point (°C)	STD. Reading (°C)	UUC. Reading (°C)	Correction of UUC (°C)	Uncertainty (± °C)
15.0	15.010	15.1	-0.090	0.076
25.0	25.006	25.1	-0.094	0.076
35.0	35.004	35.0	0.004	0.076

The End of Certificate

บริษัท ดีเคเอส อีซี จำกัด
DKSH Technology Limited
2533 ถนนสุขุมวิท แขวงคลองเตย เขตคลองเตย กรุงเทพมหานคร 10260
2533 Sukhumvit Road, Bangchak, Phrakhanong, Bangkok 10260
Phone: +66 2639 7000 Email: info.calibration@dksh.com Website: www.dksh.com/scientific-thailand

Delivering Growth - in Asia and Beyond.

เอกสารไม่ควบคุม
CAL-FM-C15-14: 06 Dec 2022

Certificate of Calibration

Equipment:	CONDUCTIVITY METER	Certificate No.:	C24240057
Model:	Lab 955	Issued Date:	11 March 2024
Serial No. (or ID.):	16300356	Job No.:	WO-00020309
Manufacturer:	SI Analytic	Page:	1 of 2
Electrode Serial No.	16070067	Model :	LF413T
Condition:	In Condition	Brand :	SI Analytic

Customer: United Analyst and Engineering Consultant Company Limited
3 Soi Udomsuk 41 Sukhumvit Road,
Bangchak, Prakanong, Bangkok 10260 Thailand

Environment Condition: Temperature 23 °C ± 2 °C
Humidity 50 %RH ± 15 %RH

Calibration Place: Environment Laboratory, DKSH Technology Limited.
2533 Sukhumvit Road, Bangchak,
Phrakhanong, Bangkok 10260 Thailand

Calibration By: Mr. Pongpisut Suebchantha
Calibration Date: 11 March 2024
The Method used: In house method, CAL-WI-49, base on ASTM D 1125-14 and D 5391-14
Traceability: This certificate is traceable to the SI Units maintained by CRM of NIST(SRM) through CPA chem Co., Ltd. (ISO/IEC 17034) Certificate No. 960753, 890591, 890593

(Mr. Pongpisut Suebchantha)

Person in charge

(Mr. Nitinun Srihawan)

Authorized signatory

This certificate is issued the units of measurement according to the International System of Units (SI). It provides traceability of measurement to international or national standard or other recognized national standard laboratories.
The measurement uncertainty stated is the expanded uncertainty which is obtained from the standard uncertainty multiplied by the coverage factor (k=2) to provide a level of confidence of approximately 95%. It is determined in accordance with the Guide to Expression of Uncertainty in Measurement (GUM).
These results may be affected by deviations from specified conditions. The results relate only to the items tested, calibrated or sampled. The report shall not be reproduced except in full without approval of DKSH Technology Limited.

บริษัท ดีเคเอส อีซี จำกัด
DKSH Technology Limited
2533 ถนนสุขุมวิท แขวงคลองเตย เขตคลองเตย กรุงเทพมหานคร 10260
2533 Sukhumvit Road, Bangchak, Phrakhanong, Bangkok 10260
Phone: +66 2639 7000 Email: info.calibration@dksh.com Website: www.dksh.com/scientific-thailand

Delivering Growth - in Asia and Beyond.

เอกสารไม่ควบคุม
CAL-FM-C24-08: 12 Sep 2022

Calibration Results:

Before Adjustment

Standard	Unit Under Calibration		Correction		Coverage Factor	Uncertainty (±)
Conductivity Solution	Reading				(k)	
25.000 μS/cm	26.7 μS/cm		-1.700 μS/cm		2.00	0.21 μS/cm
1413.0 μS/cm	1428 μS/cm		-15.0 μS/cm		2.00	9.0 μS/cm
111.3 mS/cm	108.4 mS/cm		2.9 mS/cm		2.00	0.67 mS/cm

After Adjustment ; at 1413 μS/cm

Standard	Unit Under Calibration	Correction	Coverage Factor	Uncertainty (±)
Conductivity Solution	Reading		(k)	
25.000 μS/cm	25.9 μS/cm	-0.900 μS/cm	2.00	0.21 μS/cm
1413.0 μS/cm	1413 μS/cm	0.0 μS/cm	2.00	9.0 μS/cm
111.3 mS/cm	107.5 mS/cm	3.8 mS/cm	2.00	0.67 mS/cm

The End of Certificate

บริษัท ดีเคเอส อีซี จำกัด
DKSH Technology Limited
2533 ถนนสุขุมวิท แขวงคลองเตย เขตคลองเตย กรุงเทพมหานคร 10260
2533 Sukhumvit Road, Bangchak, Phrakhanong, Bangkok 10260
Phone: +66 2639 7000 Email: info.calibration@dksh.com Website: www.dksh.com/scientific-thailand

Delivering Growth - in Asia and Beyond.

เอกสารไม่ควบคุม

CAL-FM-C24-09: 12 Sep 2022



TECHNOLOGY PROMOTION ASSOCIATION (THAILAND-JAPAN)
CORPORATE SERVICES 3: EQUIPMENT CALIBRATION AND TESTING SERVICES
534/4 PATTANAKARN ROAD SOI 18, SUANLUANG, SUANLUANG BANGKOK 10250
TEL 0-2717-3000-29 FAX 0-2719-9484

Certificate of Calibration

Cert.No.: 24CH1115
Page: 1 of 2

Equipment :	Turbidity Meter
Manufacturer :	Oakton
Model :	T100IR
Serial No. :	1120501017
ID. No. :	UAE.WAT.056/2563
Condition As-Received:	Used Item
Received Date :	05 September 2024
Calibration Date :	06 September 2024
Reference :	2409-0177DSC-1
Submitted by :	United Analyst and Engineering Consultant Co.,Ltd. 3 Soi Udomsuk 41, Sukhumvit Road, Bangchak, Phrakhanong, Bangkok 10260
Ambient Temperature :	(25 ± 2.5) °C
Relative Humidity :	(50 ± 20) %
Calibration Procedure :	In - house method : CP-CH11 Direct measurement by using Formazin standard solution
Calibrated by :	Walalak Sirithean
Approved by :	 Approved Signatory
() Unnopphol Harachai () Ponpan Paipim (✓) Salthip Meangmai	
Issue Date :	9 September 2024

The Uncertainties are for a confidence probability of approximately 95%

This certificate may not be reproduced other than in full, except with the prior written
Approval of the head of Calibration and Testing Equipment Services.

เอกสารไม่ควบคุม



Cert.No. : 24CH1115
Page : 2 of 2

Condition of this calibration result

1. Reference Standard Instruments :

Instruments	Serial No.	ID No.	Certificate No.	Due date
1) Thermo-Hygrograph	1103328	130EC010	24H1372	12 July 2025
2) Electronic Balance	1126143764	140RC004	22MM22	20 Feb 2025

- This Certification is traceable to SI Through Technology Promotion Association (Thailand - Japan)

2. Standard Material : The Formazin suspension has been prepared gravimetric from

Material	Manufacturer	Lot No.	Assay
1) Hexamethylenetetramine	HIMEDIA	0000493947	99.65%
2) Hydrazinium Sulfate	HIMEDIA	0000522014	99.40%

3. This certificate is valid only to the item calibrated on date and place of calibration.

Calibration result

Performing five - Formazin suspension standard curve by using 0,20,100,400,800 NTU Turbidity Meter Serial Number : 1120501017

Standard Formazine suspension (NTU)	UUC* Reading (NTU)	Uncertainty of Measurement (± NTU)	Coverage Factor k
0	0.00	0.0081	2.06
20	20.2	0.39	2.00
100	100	0.75	2.00
400	401	1.5	2.06
800	801	2.1	2.17

Remark - UUC* = Unit Under Calibration
- NTU = Nephelometric Turbidity Units

The reported uncertainty of measurement was based on a standard uncertainty multiplied by a coverage factor k , providing a level of confidence of approximately 95 %.

-000-

เอกสารไม่ควบคุม

CERTIFICATE OF CALIBRATION

Certificate No. : SP24-018

Page 1 of 5

Customer : United Analyst and Engineering Consultant Co.,Ltd. (Head Office)

Address : 3 Soi Udomsuk 41, Sukhumvit Road, Bangchak, Phrakhanong, Bangkok 10260

Location of calibration : Laboratory 315

Equipment : UV-Vis Spectrophotometer

Manufacturer : Agilent Technologies

Model : Cary 60

Serial No. : MY15410009

ID No. : UAE.WAT.020/2558

Received Date : 7 May 2024

Calibration Date : 7 May 2024

Issue Date : 9 May 2024

Condition Instrument : Good

Calibrated by :

(Mr.Tanawat Rittidach)

Technical Manager

Approved by :

(Ms.Chonthicha Sangnern)

Quality Manager

The calibration result is applied only to the above calibrated item and was found accurate as shown on date and place of calibration only.

The measurement capability of the laboratory and its traceability to recognized national standards and to the unit of measurement realized at the corresponding national standards laboratory. This certificate may not be reproduced other than in full except with the prior written approval of the DQE Services Co., Ltd.

เอกสารไม่ควบคุม

REPORT OF CALIBRATION

Certificate No. : SP24-018

Page 2 of 5

Environment Condition : Ambient Temperature 25 ± 5 °C

Relative humidity 55 ± 20 %RH

Calibration method : In-house method CP-01 Based on ASTM E275-08

Certified Reference Materials :

Material	Serial No.	Certificate No.	Due date
Absorbance Standard set	25760	115663	25 October 2025
Absorbance Standard set	25757	115638	25 October 2025
Wavelength Standard set	25806	115657	25 October 2025
Wavelength Standard set	25758	115665	25 October 2025

Traceability : This certification is traceable to the International System of Unit maintained at National -

Institute of Standards and Technology (NIST) through Starna Scientific Limited

Spectral Band Width of UUC : 1.5 nm.

Scan Speed of UUC : 60 nm/min

Scan Interval of UUC : 0.15 nm.

Resolution of UUC : Photometric 0.0001 Abs.

Wavelength 0.1 nm.

เอกสารไม่ควบคุม

REPORT OF CALIBRATION

Certificate No. : SP24-018

Page 3 of 5

Calibration Results : Without adjustment

Photometric Accuracy :

Wavelength (nm.)	CRMs Values (Abs)	UUC Reading (Abs)	Correction (Abs)	Uncertainty (Abs)	Coverage factor k
420	0.0000	0.0000	0.0000	0.0028	2.00
	0.5780	0.5747	0.0033	0.0031	2.00
	1.0484	1.0438	0.0046	0.0029	2.00
	2.1876	2.1832	0.0044	0.0080	2.00
440	0.0000	0.0000	0.0000	0.0028	2.00
	0.5595	0.5581	0.0014	0.0034	2.00
	1.0239	1.0231	0.0008	0.0035	2.00
	2.1230	2.1219	0.0011	0.0080	2.00
465	0.0000	0.0000	0.0000	0.0028	2.00
	0.5230	0.5184	0.0046	0.0030	2.00
	0.9633	0.9614	0.0019	0.0029	2.00
	1.9753	1.9731	0.0022	0.0070	2.00
546.1	0.0000	0.0000	0.0000	0.0028	2.00
	0.5181	0.5150	0.0031	0.0031	2.00
	1.0002	0.9964	0.0038	0.0033	2.00
	1.9973	1.9914	0.0059	0.0088	2.00
590	0.0000	0.0000	0.0000	0.0028	2.00
	0.5517	0.5485	0.0032	0.0030	2.00
	1.0803	1.0772	0.0031	0.0030	2.00
	2.0373	2.0293	0.0080	0.0080	2.00
635	0.0000	0.0000	0.0000	0.0028	2.00
	0.5591	0.5565	0.0026	0.0031	2.00
	1.0518	1.0482	0.0036	0.0030	2.00
	1.9274	1.9202	0.0072	0.0079	2.00

เอกสารไม่ควบคุม

DQE Services Co.,Ltd.

32 Soi Ladprao-Wanghin 55, Ladprao-Wanghin Rd., Ladprao, Ladprao, Bangkok 10230

Phone : +66 (0)2 538 2054, Email : dqeservicesinfo@gmail.com

REPORT OF CALIBRATION

Certificate No. : SP24-018

Page 4 of 5

Photometric Accuracy :

Wavelength	CRMs Values	UUC Reading	Correction	Uncertainty	Coverage factor
(nm.)	(Abs)	(Abs)	(Abs)	(Abs)	k
235	0.0000	0.0000	0.0000	0.0050	2.00
	0.7469	0.7435	0.0034	0.0057	2.00
257	0.0000	0.0000	0.0000	0.0050	2.00
	0.8674	0.8639	0.0035	0.0060	2.00
313	0.0000	0.0000	0.0000	0.0050	2.00
	0.2919	0.2907	0.0012	0.0051	2.00
350	0.0000	0.0000	0.0000	0.0050	2.00
	0.6430	0.6402	0.0028	0.0055	2.00

DQE Services Co.,Ltd.

32 Soi Ladprao-Wanghin 55, Ladprao-Wanghin Rd., Ladprao, Ladprao, Bangkok 10230

Phone : +66 (0)2 538 2054, Email : dqeservicesinfo@gmail.com

REPORT OF CALIBRATION

Certificate No. : SP24-018

Page 5 of 5

Wavelength Accuracy :

CRMs Values	UUC Reading	Correction	Uncertainty	Coverage factor
(nm.)	(nm.)	(nm.)	(nm.)	k
241.72	242.0	-0.28	0.18	2.00
279.45	279.5	-0.05	0.18	2.00
287.81	287.9	-0.09	0.18	2.00
334.06	333.9	0.16	0.18	2.00
360.93	360.5	0.43	0.18	2.00
418.59	418.1	0.49	0.18	2.00
445.94	445.6	0.34	0.18	2.00
453.66	453.3	0.36	0.18	2.00
460.02	459.8	0.22	0.18	2.00
536.59	536.0	0.59	0.18	2.00
637.98	638.7	-0.72	0.18	2.00
431.38	430.8	0.58	0.18	2.00
472.50	472.4	0.10	0.18	2.00
513.47	513.7	-0.23	0.18	2.00
528.88	529.1	-0.22	0.18	2.00
573.17	573.5	-0.33	0.18	2.00
585.35	585.2	0.15	0.20	2.00
684.40	685.1	-0.70	0.18	2.00
740.72	741.4	-0.68	0.20	2.00
748.55	749.1	-0.55	0.18	2.00
807.03	807.3	-0.27	0.18	2.00
879.28	879.3	-0.02	0.18	2.00

Remark : - UUC = Unit Under Calibration
- N/A = Not Available
- The result expanded uncertainty of measurement U is stated as the standard uncertainty of measurement multiplied by the coverage factor k, which for a normal distribution corresponds to a coverage probability of approximately 95%
- * Indicates non TISI accredited
- End of Certificate -

nfi

มูลนิธิสถาบันพัฒนาอุตสาหกรรมอาหาร

Foundation for Industrial Development National Food Institute

Food Industrial Laboratory Service Center

ILAC-MRA

NBC-TISI-T18 17025

CALIBRATION 0061

Calibration Certificate

Certificate No.: 2402283-002-01

Client name: UNITED ANALYST AND ENGINEERING CONSULTANT CO., LTD.

Address: 3 SOI UDOMSUK 41, SUKHUMVIT ROAD, Bangchack, Prakhong, Bangkok 10260

Equipment: Electronic Balance

Manufacturer: METTLER TOLEDO

Model: XSR205DU

Serial No.: C210685394

ID No.: UAE.WAO.010/2565

Order No.: 2402283

Operation No.: 2402283-002

Date of Receipt: 2 April 2024

Date of Calibration: 2 April 2024

Calibrated by Mr.Jerawut Prapawuttipong
Scientist

Approved by (Mr.Pheraphat Tuanjit)
Manager, Division of Calibration Laboratory
Responsible for the Technical Management Team

Date of Issue: 9 April 2024

The uncertainties are for a confidence probability of approximately 95%

This Certificate is issued in accordance with the conditions of accreditation granted by the Thai Laboratory Accreditation Scheme which has assessed the measurement capability of the laboratory and its traceability to recognized national standards and to the units of measurement realized at the corresponding national standards laboratory. This certificate may not be reproduced other than in full, except with the prior written approval of the National Food Institute.

F-CS-009 Revision: 01 Date: 20-04-65

nfi

มูลนิธิสถาบันพัฒนาอุตสาหกรรมอาหาร

Foundation for Industrial Development National Food Institute

Food Industrial Laboratory Service Center

ILAC-MRA

NBC-TISI-T18 17025

CALIBRATION 0061

Calibration Report

Certificate No.: 2402283-002-01

Equipment: Electronic Balance

Model: XSR205DU

Serial No.: C210685394

Capacity: 220 g

Manufacturer: METTLER TOLEDO

Resolution: 0.00001 g / 0.0001 g

ID No.: UAE.WAO.010/2565

Date of Calibration: 2 April 2024

Environment Condition: Ambient Temperature: 24.5 ± 0.5 °C Relative Humidity: 47.5 ± 2.5 %

Place of Calibration: Laboratory, UNITED ANALYST AND ENGINEERING CONSULTANT CO., LTD.

Condition of Equipment: Good Condition

Condition of This Results of Calibration:

1. Calibration Method: NFI Method W-MA-001 In-House Method based on UKAS Lab 14 : 2019

2. Reference Standards:

Reference Standard Model Serial No. Calibrated By Certificate No. Due Date

Standard Weight Class E2 1mg to 200g 8505567572 TCS M23040535 8 April 2024

Instrument Model Serial No. Calibrated By Certificate No. Due Date

Thermo-Hygro Meter 608-H1 NFI.BTH 016/23 Quality Reborn QR24-0343 9 February 2025

3. This certification is traceable to SI UNIT

4. This certificate was certified only for the instrument we calibrated.

5. This result of calibration was found accurate as shown on date and place of calibration only.

Calibration Results:

1. Repeatability of Reading:

Nominal Value (g)	Standard Deviation of Reading (g)
40	0.0000042
80	0.0000052
100	0.000048
200	0.000048

2. Off-Center Error:

A mass of 100 g was placed and moved to various position on pan.

The balance reading obtained is given in the table.

1	2	3	4	5	6	(Maximum Difference)
(g)	(g)	(g)	(g)	(g)	(g)	(g)
100.0000	100.0001	99.9999	99.9999	100.0001	100.0000	0.0001

3. FCS-012 Revision: 01 Date: 20-04-65

เอกสารไม่ควบคุม

เอกสารไม่ควบคุม

เอกสารไม่ควบคุม

เอกสารไม่ควบคุม

Calibration Report

Certificate No.: 2402283-002-01
Equipment: Electronic Balance
Model: XSR205DU
Serial No.: C210685394
Capacity: 220 g
Manufacturer: METTLER TOLEDO
Resolution: 0.0001 g / 0.0001 g
ID No.: UAE.WAO.010/2565

Date of Calibration: 2 April 2024

Page 3 of 4

Calibration Results: (Continued)

Calibration Range: 0 - 80 g

Calibration Adjustment: Internal Calibration

3. Departure from Nominal Value: (Range: 0 - 80 g; Resolution: 0.0001 g)

Nominal Value (g)	Standard Value (g)	Average Reading (g)	Correction (g)	Uncertainty (± g)	Coverage Factor k
Unload	0.000000	0.00000	0.00000	0.0000086	2.00
0.001	0.001003	0.00101	-0.00001	0.0000089	2.00
0.005	0.005003	0.00500	0.00000	0.0000092	2.00
0.01	0.010003	0.01000	0.00000	0.0000089	2.00
0.05	0.049996	0.05000	0.00000	0.0000096	2.00
0.1	0.100011	0.10000	0.00001	0.000011	2.00
0.5	0.500016	0.50001	0.00001	0.000014	2.00
1	1.000003	1.00002	-0.00002	0.000016	2.00
2	2.000023	2.00001	0.00001	0.000017	2.00
5	5.000017	5.00002	0.00000	0.000020	2.00
10	10.000009	10.00000	0.00001	0.000026	2.00
20	20.000031	20.00000	0.00003	0.000037	2.00
30	30.000040	30.00001	0.00003	0.000050	2.00
50	50.000028	50.00002	0.00001	0.000068	2.00
80	80.000068	80.00002	0.00005	0.00011	2.00

F-CS-012 Revision: 01 Date: 20-04-65

2008 ๒๕๕๑-๒๕๖๕ 35 หมู่ ๕ ตำบลบ้านใหม่ อำเภอบางพลี จังหวัดสมุทรปราการ
2008 Soi 35, Aun Amari Road, Bang Yi Khan Subdistrict, Bang Phai District, Bangkok 10700, Thailand
Tel: +66(0) 2422 8668 Fax: +66(0) 2422 8545

Calibration Certificate

Certificate No.: 2500116-001-01
Client name: UNITED ANALYST AND ENGINEERING CONSULTANT CO.,LTD.
Address: 3 Soi Udomsuk 41, Sukhumvit Road,
Bangchack, Prakhonong, Bangkok 10260

Page 1 of 3

Equipment: CHAMBER (Hot Air Oven)
Manufacturer: MEMMERT
Model: UF55
Serial No.: B216.1666
ID No.: UAE.WAO.027/2559
Order No.: 2500116
Operation No.: 2500116-001
Date of Receipt: 8 October 2024
Date of Calibration: 8 October 2024

Calibrated by Mr.Yothin Charoensuk
Scientist
Approved by (Mr.Pheraphat Tuanjit)
Manager, Division of Calibration Laboratory
Responsible for the Technical Management Team
Date of Issue: 15 October 2024

The uncertainties are for a confidence probability of approximately 95 %.

This Certificate is issued in accordance with the conditions of accreditation granted by the Thai Laboratory Accreditation scheme which has assessed the measurement capability of the laboratory and its traceability to recognized national standards and to the units of measurement realized at the corresponding national standards laboratory. This certificate may not be reproduced other than in full except with the prior written approval of the National Food Institute.

F-CS-009 Revision: 01 Date: 20-04-65

2008 ๒๕๕๑-๒๕๖๕ 35 หมู่ ๕ ตำบลบ้านใหม่ อำเภอบางพลี จังหวัดสมุทรปราการ
2008 Soi 35, Aun Amari Road, Bang Yi Khan Subdistrict, Bang Phai District, Bangkok 10700, Thailand
Tel: +66(0) 2422 8668 Fax: +66(0) 2422 8545

Calibration Report

Certificate No.: 2402283-002-01
Equipment: Electronic Balance
Model: XSR205DU
Serial No.: C210685394
Capacity: 220 g
Manufacturer: METTLER TOLEDO
Resolution: 0.0001 g / 0.0001 g
ID No.: UAE.WAO.010/2565

Date of Calibration: 2 April 2024

Page 4 of 4

Calibration Results: (Continued)

Calibration Range: 81 - 200 g

Calibration Adjustment: Internal Calibration

3. Departure from Nominal Value: (Range: 81 - 200 g; Resolution: 0.0001 g)

Nominal Value (g)	Standard Value (g)	Average Reading (g)	Correction (g)	Uncertainty (± g)	Coverage Factor k
90	90.00010	90.0001	0.0000	0.00015	2.00
100	100.00006	100.0001	0.0000	0.00015	2.00
110	110.00007	110.0001	0.0000	0.00016	2.00
120	120.00009	120.0000	0.0001	0.00017	2.00
130	130.00010	130.0000	0.0001	0.00019	2.00
140	140.00014	140.0000	0.0001	0.00020	2.00
150	150.00008	150.0001	0.0000	0.00020	2.00
160	160.00010	160.0001	0.0000	0.00022	2.00
170	170.00012	170.0001	0.0000	0.00023	2.00
200	200.00016	200.0002	0.0000	0.00028	2.00

The reported uncertainty of measurement was based on a standard uncertainty multiplied by a coverage factor k, providing a level of confidence of approximately 95 %.

F-CS-012 Revision: 01 Date: 20-04-65

2008 ๒๕๕๑-๒๕๖๕ 35 หมู่ ๕ ตำบลบ้านใหม่ อำเภอบางพลี จังหวัดสมุทรปราการ
2008 Soi 35, Aun Amari Road, Bang Yi Khan Subdistrict, Bang Phai District, Bangkok 10700, Thailand
Tel: +66(0) 2422 8668 Fax: +66(0) 2422 8545

Calibration Report

Certificate No.: 2500116-001-01
Equipment: CHAMBER (Hot Air Oven)
Model: UF55
Serial No.: B216.1666
Resolution: 0.1 °C
ID No.: UAE.WAO.027/2559
Manufacturer: MEMMERT

Date of Calibration: 8 October 2024

Page 2 of 3

Location: Laboratory, UNITED ANALYST AND ENGINEERING CONSULTANT CO.,LTD.
Environment Condition: Ambient Temperature (30.3 ± 1) °C
Relative Humidity (55 ± 1) %
Line Voltage (230 ± 3) Volt

Condition of this results of Calibration:

- This instrument was calibrated by insert 9 standard thermometer into its chamber and calibration according to W-TE-014 Based on TLAS G-20-1/02-08 (E): Guidelines for Calibration and Checks of Temperature Controlled Enclosures.
- The temperature scale used was based on ITS - 90.
- All data show below were final values and the initial data may be obtained upon request.
- Reference Standard Instrument :

Instrument	Model	Serial No./ID No.	Certificate No.	Due Date	Through
Digital Thermometer with sensor	34972A	MYS7003188	TE 670486-01	8 June 2025	NATIONAL FOOD INSTITUTE
	RTD	CH#201-209/RTD#201-209			

- This certificate is traceable to International System of Units (SI Units).
- This certificate was certified only for the instrument we calibrated.
- This result of calibration was found accurate as shown on date and place of calibration only.
- Condition of Calibrated item : Good

UUC Description :
Time of Record 1 Hour 9 Minute At 104.0,140.0 and 180.0 °C
Fresh air Damper - Open Position -
X Close Fan 40%
- Not Available

- Result of Calibration : ☒ Without adjustment ☐ After adjustment

F-CS-012 Revision: 01 Date: 20-04-65

2008 ๒๕๕๑-๒๕๖๕ 35 หมู่ ๕ ตำบลบ้านใหม่ อำเภอบางพลี จังหวัดสมุทรปราการ
2008 Soi 35, Aun Amari Road, Bang Yi Khan Subdistrict, Bang Phai District, Bangkok 10700, Thailand
Tel: +66(0) 2422 8668 Fax: +66(0) 2422 8545

Calibration Report

Certificate No.: 2500116-001-01
Equipment: CHAMBER (Hot Air Oven)
Model: UF55 Serial No.: 8216.1666
Resolution: 0.1 °C ID No.: UAE.WAO.027/2559
Manufacturer: MEMMERT

Date of Calibration: 8 October 2024

Page 3 of 3

Calibration point: 104.0, 140.0 and 180.0 °C

Calibration result:

Calibration Condition	Temperature (°C)	Relative Humidity (%)	Line Voltage (Volt)
MIN	29.3	54	227.0
MAX	31.2	56	232.0




Table 1 : Reporting of Temperature

Calibration point (°C)	Measured Temperature (°C) @ Sensor No. (Sensor No.9 is REF)									Uncertainty ± (°C)
	# 1	# 2	# 3	# 4	# 5	# 6	# 7	# 8	# 9	
104.0	103.89	103.66	103.88	103.89	104.40	103.98	103.70	104.10	104.15	0.53
140.0	139.85	139.53	139.87	139.88	140.67	140.00	139.60	140.25	140.23	0.73
180.0	179.63	179.22	179.71	179.76	181.03	180.06	179.41	180.87	180.39	0.90

Table 2 : Reporting of Characterization Result

UUC* Setting (°C)	UUC* Reading (°C)			Stability ± (°C)	Uniformity (°C)	Overall Variation (°C)
	MIN	MAX	Average			
104.0	104.0	104.0	104.0	0.15	0.49	0.88
140.0	140.0	140.0	140.0	0.13	0.71	1.2
180.0	180.0	180.0	180.0	0.13	1.2	1.9

Note: The quoted uncertainty include " Stability " and " Loading effect (20% of Temp Uniformity) "

UUC* = Unit Under Calibration

Stability = One-half of the greatest maximum difference of measured temperatures at any one sensors, for at least half an hour after reaching steady state.

Uniformity = The maximum difference of measured temperatures at any sensors and the measured temperature at the reference location which are observed at the same time.

Overall Variation = The difference of the maximum and minimum measured temperatures throughout observation time.

The report uncertainty of measurement was based on standard uncertainty multiplied by coverage factor k= 2, providing a level of confidence of approximately 95 %.

***** End *****

FCS-012 Revision: 01 Date: 20-04-05

เอกสารไม่ควบคุม

PinAAcle 900F Preventive Maintenance Report

Company Name: UAE Consultant Co., LTD.

Instrument Location: 41 Sukumvit Rd.,

Phra Khanong, Bangkok 10260

Instrument Serial No.: PFBS20031902

Date: 14-May-2024

เอกสารไม่ควบคุม

PinAAcle 900F Preventive Maintenance (PM)

Company Name:	United Analyst and Engineering Consultant Co., LTD.		
Address (Instrument Location):	41 Sukumvit Rd., Phra Khanong, Bangkok 10260		
Serial Number:	PFBS20031902	PM Number:	2 of 2
Customer Name (if applicable):	K. Yinda	Telephone Number:	095-5580049
Customer Support Engineer Name:	K. Chayanan	Service Order Number:	WO-02787590
Date PM Performed: (DD-MMM-YYYY)	14-May-2024	Next PM Due Date: (DD-MMM-YYYY)	14-Nov-2024
Standard Labor Hours to Complete PM :	5 hours		

Part Number	Release	Publication Date
09370145 Rev.9	A	January 2018



Scope

The purpose of this PM is to ensure the continued functionality of the PinAAcle 900F by inspecting and replacing any worn or damaged parts. This service should only be performed by a trained representative of PerkinElmer.

The customer should save their method before the PM begins.

General Instructions:

The customer must provide the engineer operational data to demonstrate recent instrument performance prior to starting the PM.

Always check with the customer before making any changes that may affect the customer's analysis or calibration, including a current back-up of system software and/or data files.

The completed document should be signed by an authorized PerkinElmer and customer representative and left with the customer.

Update the PM sticker and instrument logbook as required.

Copyright Information

This document contains proprietary information that is protected by copyright. All rights are reserved. No part of this publication may be reproduced in any form whatsoever or translated into any language without the prior, written permission of PerkinElmer, Inc.

Copyright © 2013 PerkinElmer, Inc.

Trademarks

Registered names, trademarks, etc. used in this document, even when not specifically marked as such, are protected by law. PerkinElmer is a registered trademark of PerkinElmer, Inc. All other trademarks and registered trademarks not owned by PerkinElmer, Inc. or its subsidiaries that are depicted herein are the property of their respective owners. Except as specifically set forth in its terms and conditions of sale, PerkinElmer makes no Warranty of any kind with regard to this document, including, but not limited to, the implied warranties of merchantability and fitness for a particular purpose.

PerkinElmer shall not be liable for incidental or consequential damages in connection with the furnishing or use of this document.

เอกสารไม่ควบคุม

Component List

Component / Specific Model	Serial #	Configuration Notes
PinAAcle900F	PFBS20031902	Syngistix V.4.0.1.1935
Fias100(New Install)	100524040501	

Parts Lists

Parts Included with the PM		
Part Number (if applicable)	Description	Quantity
B0501696	Fan Filters	N/A
N3160156	O-Ring Kits for Sampling Introduction (Stainless Steels Nebulizer)	N/A
N3160157	O-Ring Kits for Sampling Introduction (Plastic Nebulizer)	N/A
N9301714	Replacement Acetylene Filter Cartridge	N/A
TH001022	Replacement Air Filter Cartridge	N/A

Additional Reagents and Standards Required for PM

Part Number (if applicable)	Description	Quality	Batch/Lot #	Expired Date (MM/YY)
N9300183	1000 mg/L Copper Standard	AR	27-39CUIY1	Apr 2025

Additional Reagents and Standards Required for PM (Customer Support Solution)

Part Number (if applicable)	Description	Quantity	Batch/Lot #	Expiration Date (MM/YY)
N/A	DI Water	250 mL	AR	AR
N/A	0.5% HNO ₃	250 mL	AR	AR

เอกสารไม่ควบคุม

Additional Tools Required for PM			
Part Number (if applicable)	Description	Quantity	Serial #
N1013000	0.2A Neutral density filter	1	101N0089015
N1013002	1.0A Neutral density filter	1	101N0089015
03030997	System 2 EDL Driver	1	03030997
N3050605	As System 2 EDL	1	16148
N3050121	Cu Lumina HCL	1	060419-030180
N3050109	Ba Lumina HCL	1	061219-020041
N3050139	K Lumina HCL	1	030819-010130
N3050152	Ni Lumina HCL	1	052719-020020

Procedure Checklist

Use (✓) to check off those steps in the checklist that have been completed.

1. General:

☒ Review the instrument performance with the customer and document any recent problems.

☒ Inspect the customer log book and make any appropriate PM entries.

☒ Perform general inspection of system for cleanliness.
2. PC Instrument Software:

☒ Instrument Software user files/databases archived, packed, and/or deleted as needed.
3. Mechanical:

☒ Inspect and clean all fans and filters. Replace filters if necessary

☒ Inspect all gas lines for leaks and/or wear. Replace if needed.

☒ Clean exterior of the instrument.

☒ Inspect the burner head, burner chamber, and nebulizer. Clean if needed as stated in the Hardware Guide.

☒ Check burner head dimensions with the feeler gauge as stated in the Hardware Guide in the Maintenance chapter section on cleaning the burner head and checking sloth width. Replace if out of specification

☒ Check the condition of the end cap, burner head, and nebulizer O-rings. Replace if necessary.

☒ Check the drain system for signs of wear. Replace worn or damaged parts.

☒ Visually check for proper flame conditions when igniting the Air-C2H2 and N2O-C2H2 flames (if applicable).
4. Electrical:

☒ Inspect PC boards. Clean if necessary.

☒ Carefully check all internal and external cable connections.

☒ Check instrument firmware revisions upgrade to current levels (if necessary)

☒ Run Diagnostics Test within the Advanced function of the Spectrometer page. Check the results in the service log folder in the Spectrometer BM Log Viewer.
5. Optics:

☒ Inspect and clean the sample compartment windows, if needed.

☒ Inspect optics. Clean or replace if necessary,
6. Gasses:

☒ Verify that the Gasses supplied to the instrument are within the pressure and purity specifications found in the PinAAcle 900 Series Pre-installation Checklist SDB.

☒ Verify that the acetylene filter and air filter element is dry. Replace if necessary.

เอกสารไม่ควบคุม

7. Flame Interlock Check:

Description: Check to ensure that all safety interlocks are closed.

Parameter	Specification	Test Results	Pass/Fail
Flame Sensor	Air/C ₂ H ₂ Flame correctly shuts down	Active	Passed
Drain Sensor	Air/C ₂ H ₂ Flame correctly shuts down	Active	Passed
Nebulizer Sensor	Air/C ₂ H ₂ Flame correctly shuts down	Active	Passed
C ₂ H ₂ Pressure Sensor	Air/C ₂ H ₂ Flame correctly shuts down	Active	Passed
Air Pressure Sensor	Air/C ₂ H ₂ Flame correctly shuts down	Active	Passed
Burner Head Sensor	Choosing Nitrous Oxide as the oxidant should trigger an interlock shuts down	Active	Passed

8. After PM Performance tests:

8.1 Detector Linearity with Barium

Description: Ensures that the detector is linear in the Visible Range.

Parameter	Specification	Certificate Value at 553.6 nm (Abs.)	Test Results	Pass/Fail
1.0 A ND Filter	± 5% from Cert.	0.9995	1.0143	Passed
0.2 A ND Filter	± 5% from Cert.	0.1936	0.1966	Passed

8.2 Baseline Noise at 1.0 Absorbance with Barium

Description: Ensures that a high absorbance will not produce excessive noise.

Parameter	Specification	Results	Pass/Fail
Standard Deviation	≤ 0.010	0.002	Passed

8.3 AA Baseline Noise with Copper

Description: Check baseline noise.

Parameter	Specification	Results	Pass/Fail
Standard Deviation	≤ 0.001	0.0002	Passed

เอกสารไม่ควบคุม

เอกสารไม่ควบคุม

8.4 D₂ Background Compensation with Copper

Description: Verifies the instruments ability to compensate for Background absorption.

Parameter	Specification	Results	Pass/Fail
Standard Deviation	≤ 0.010	0.0001	Passed

8.5 AA-BG Baseline Noise with Copper

Description: Ensures that background correction does not produce excessive noise.

Parameter	Specification	Results	Pass/Fail
Standard Deviation	≤ 0.005	0.002	Passed

8.6 AA-BG Baseline Noise with Arsenic

Description: Ensures that background correction does not produce excessive noise at a low wavelength.

Parameter	Specification	Results	Pass/Fail
Standard Deviation	≤ 0.005	0.0022	Passed

8.7 Flame Sensitivity

Description: Instrument Sensitivity checked against Copper standard.

Standard Copper Sensitivity	Specification	Results (Abs.)	Pass/Fail
5 mg/L Sensitivity SS Neb (if applicable)	> 0.250 Abs.	N/A	Not Applicable
2 mg/L Sensitivity HS Neb (if applicable)	> 0.250 Abs.	0.8005	Passed

10. Review:

- ☒ Review with the customer PM work performed.
- ☒ Review with the customer routine maintenance procedures.
- ☒ Discuss recommended customer supplied materials to have on hand.
- ☒ Attach PM sticker.

เอกสารไม่ควบคุม

Additional Comments

Additional Comments Regarding the PM

Agilent CrossLab Start Up Services

Agilent 5100 5110 ICP-OES Preventive Maintenance



Agilent Preventive Maintenance provides factory recommended service for your analytical instruments to assure reliable operation and the accuracy of your results.

Delivered by highly trained and certified service engineers using genuine Agilent parts and supplies, Agilent Preventive Maintenance provides what you need to reduce unplanned downtime and keep your systems operating at their peak performance.

This checklist is used as a guide for completing the preventive maintenance tasks. A signed copy of this checklist is provided for your records.

Review

The preventive maintenance checks and if applicable performance tests for PinAAcle 900F have been completed.

This PinAAcle 900F Passes ☒ Fails ☐ the preventive maintenance.

Review of Preventive Maintenance:

Authorized PerkinElmer Representative: <i>Chayanang K.</i>	Date: 14-May-2024 (DD-MMM-YYYY)
Authorized Customer Representative: <i>บุญยืน หอ</i>	Date: 14-May-2024 (DD-MMM-YYYY)

เอกสารไม่ควบคุม

เอกสารไม่ควบคุม

Introduction

Customer Information

- Customers should provide all necessary operating supplies upon request of the engineer.
- A customer representative should be available to the engineer while performing the preventive maintenance procedures. Customers are responsible for regular maintenance and are encouraged to observe the service representative.
- Any parts not included in the Parts Lists section of this document are not part of the recommended Preventive Maintenance service nor are they included in the price of this service.
- If a system requires the use of extra or special procedures and/or parts for the maintenance service, then these must be ordered separately and charged as a repair, which may incur additional costs.
- For customers using HF applications, the instrument should be returned to its standard sample introduction system.

Important Customer Web Links

- To access **Agilent University**, visit <http://www.agilent.com/crosslab/university/> to learn about training options, which include online, classroom and onsite delivery. A training specialist can work directly with you to help determine your best options.
- To access the **Agilent Resource Center** web page, visit <https://www.agilent.com/en-us/agilentresources>. The following information topics are available:
 - Sample Prep and Containment
 - Chemical Standards
 - Analysis
 - Service and Support
 - Application Workflows
- The **Agilent Community** is an excellent place to get answers, collaborate with others about applications and Agilent products, and find in-depth documents and videos relevant to Agilent technologies. Visit <https://community.agilent.com/welcome>
- Videos about specific preparation requirements for your instrument can be found by searching the **Agilent YouTube** channel at <https://www.youtube.com/user/agilent>
- Need to place a service call?** Flexible Repair Options | Agilent

เอกสารไม่ควบคุม

เอกสารไม่ควบคุม

Service Engineer's Responsibilities

- Contact the customer and ensure that all necessary supplies are available before the preventive maintenance visit.
- Only select those pages that relate to the system or module being serviced.
- Complete empty fields with the relevant information.
- Complete the relevant checkboxes in the checklist using either a "X" or tick mark "✓".
- Check "Service not applicable" check boxes to indicate services/tasks not delivered, as appropriate.
- Complete the Preventive Maintenance services in the most logical order relevant to the individual system service in the order of the tasks listed.
- Complete the **Service Review** section together with the customer.
- Complete the fields for page numbers at the foot of each selected page.
- Add relevant page numbers to selected pages and complete the total number of pages field in the Service Completion section.
- Ask the customer to sign the Service Verification section including the customer's and your signature.

Instrument Maintenance

System Information

- ☐ Check this box if an instrument configuration report is attached instead of completing the table.

Instrument System Name and ID	5110 VDV ICP-OES
Instrument System Site and Location	United Analyst and Engineering Consultant

List System Component Product Numbers	List the Serial Numbers of each Component
1. G 8059	77 14030001
2.	
3.	
4.	
5.	
6.	
7.	
8.	
9.	

ICP-OES Configuration Table	Circle the type or write in the type if other
Nebulizer Type	SeaSpray (OneNeb) Conical Other
Spray Chamber	Cyclonic Single Pass (Cyclonic Double Pass) Other
Torch	Radial (Dual View) Other
Torch Type	One Piece (Semi Demountable) Fully Demountable Other
Injector Diameter	2.4mm (1.8mm) 1.4mm 0.8mm Other
Injector Material	Quartz Ceramic Other

Preparation

- ☒ Discuss any specific issues with the customer before starting.
- ☒ Review the instrument logbook for recorded problems and comments.
- ☒ Save instrument control settings before starting the procedure.
- ☒ Perform a general inspection of the system for cleanliness.
- ☒ Check for proper installation of parts, assemblies, sensors etc.
- ☒ Check system for required installation of components and implementation of Service Notes
- ☒ Check for required firmware/software updates and verify with customers if they would like them installed.
- ☐ For HF application systems, if standard sample introduction system was not installed, ask the customer to install it. (11)
- ☒ Ask the customer to remove any samples from the ICP-OES sample introduction area, auto sampler or around the ICP-OES.

Preventive Maintenance Procedures

Record Pre-PM instrument performance

- ☒ Run Instrument Performance test.
- ☒ Record results in Instrument Performance Test Results Table – Pre-PM.

Clean and inspect ICP-OES system

- ☒ Look for any obvious external damage or problems.
- ☒ Inspect water cooling hoses, gas lines and power cord for excessive wear or damage.
- ☒ Perform a general internal inspection of the system for excessive dust accumulation, clean if necessary.
- ☒ Inspect sample introduction components and record any required maintenance in the Service Engineer Comments and notify the customer as the required actions required.
- ☒ Record the instrument operating conditions in the ICP-OES Status Results Table.
- ☒ Replace the polychromator purge filter.
- ☒ Replace the radial pre-optics window
- ☒ Replace the axial pre-optics window for SVDV and VDV instruments.
- ☒ Check exhaust flow for the correct positive extraction at the exhaust duct to insure they meet minimum specifications.
- ☒ Replace air inlet dust filter.
- ☐ Replace high capacity air inlet dust filter element if installed. (11)
- ☒ Remove and clean instrument water inlet filter.

Agilent Water Recirculator

- ☐ Service not applicable
- ☒ Drain cooling fluid and remove any particles from the chiller reservoir
- ☒ Remove, clean and reinstall water inlet metal mesh filter if present.
- ☒ Re fill with Agilent Cool Clear cooling fluid.
- ☒ Clean the cooling system Air filter and the condenser.

SPS 3 Auto Sampler

- ☒ **Service not applicable**
- ☐ Power cycle the autosampler and verify successful initialization.
- ☐ Inspect X and Z axis belts for wear. Replace is necessary.
- ☐ Clean X and Z axis slide shafts.
- ☐ Using customer's racks and the Agilent software move the sample probe to the 4 outermost corners and rinse port, ensure that the probe is approximately centered in the vial.

SPS 4 Auto sampler

- ☒ **Service not applicable**
- ☐ Clean the spill tray, rack location mat, end frames and chassis with a damp soft cloth and diluted mild detergent.
- ☐ Clean the auto sampler cover panels, if cover kit is installed, with domestic window cleaner.
- ☐ Check the X-axis and Z-axis drive belts for cracks, splits, damaged teeth, excessive fraying, color changes or degradation from fumes.
- ☐ Check the X-axis, Theta-axis and Z-axis FFC cables for cracks, incorrect positioning, damaged edges or damaged connectors.
- ☐ Pump Tubing Replacement. Replace peristaltic pump tubing. Replace all tubing that goes from the rinse station to the pump and from the pump to the waste/rinse bottles
- ☐ Test using customer's tray and move the sample probe to the sample vial 1, wash vial and rinse port and ensure that the probe is centered in the vial. If not use calibration wizard and calibrate the position.

AVS 4, 6, 7 Advanced Valve System

- ☒ **Service not applicable**
- ☐ Replace valve rotor seal
- ☐ Check fittings for signs of leaks
- ☐ Check tubing including autosampler tubing for kinks or excessive wear
- ☐ Check high flow pump for signs of leaks

ICP-OES adjustment

- ☒ Check position of Zn peak, adjust if required.
- ☒ Check Argon Ratio, adjust to specified value if required.
- ☒ Perform Detector Calibration.
- ☒ Perform Instrument Calibration.

Record Post-PM instrument performance

- ☒ Run Instrument Performance test.
- ☒ Record results in Instrument Performance Test Results Table - Post PM.
- ☒ For systems using ICP Expert version 7.3 and above, run the following Instrument tests
 - ☒ Subsystem Communications Test
 - ☒ Air Flow
 - ☒ Water Flow
 - ☒ Gas Flows
 - ☒ RF Generator
 - ☒ Camera Test
 - ☒ Optics Test
 - ☒ Nebulizer Test

- ☒ Record the result in the Instrument Test Results Table

Restore Instrument

- ☐ For HF applications, ask the customer to reinstall their sample introduction system. N/A
- ☒ Leave system in an idle state: on and purging.
- ☒ Guidance: If the PM service is performed prior to a qualification service, then use the qualification procedure as a guide for final instrument set up and checkout.

Service Review

- ☒ Attach available reports/printouts of all tests to this documentation.
- ☒ Record the Preventive Maintenance service activity in the customer's records/logbook.
- ☒ Record the PM event in the Smart Alerts logbook, if applicable.
- ☒ Update/reset instrument maintenance counters as appropriate.
- ☒ Affix the PM sticker to the system or instrument logbook based on the customer's request.
- ☒ Complete the Service Engineer Comments section if there are additional comments.
- ☒ Review this service, parts replaced, and test results obtained with the customer.
- ☒ If the instrument firmware was updated, record the details of the change in the Service Engineer's Comments box. Systems in a compliant environment may need additional documentation.
- ☒ Complete the Signature Page with both Service Engineer and Customer signatures.

Test Results**Instrument Performance Test Results Table**

Note: These measurements do not form part of any specification and are for reference only.

	Pre PM Sensitivity Check		Post PM Sensitivity Check	
	Radial	Axial *	Radial	Axial*
Zn 213.857 nm SRBR	1500.9	2219.4	4124.9	6965.9
Mn 257.610 nm SRBR	3915.0	7492.2	13017.6	31121.6
Al 396.152 nm SBR	9.7	10.7	9.7	21.1
K 766.491 nm SBR	6.7	26.1	4.6	45.3

* Axial result is not applicable for G8016AA, G8012AA Radial View instruments.

Instrument Test Results Table

Note: The Instrument Test results are for systems using ICP Expert version 7.3 and above only.

Instrument Test	Result
Subsystem Communications Test	Pass
Air Flow	Pass
Water Flow	Pass
Gas Flows	Pass
RF Generator	Pass
Camera Test	Pass
Optics Test	Pass
Nebulizer test	Pass

ICP-OES Status Results Table

Note: These measurements do not form part of any specification and are for reference only.

Measurement	Standby Mode	Plasma On
Mains Voltage	231.411 VAC	226.831 VAC
Mains Current	0.051 A	0.105 A
Instrument Temperature	22.1 °C	23.5 °C
RF Air Flow (sensor speed)	14.0 Hz	19.0 Hz
Plasma Exhaust Temperature	No measurement	63.6 °C
Water Flow Oscillator	No measurement	1.34 L/min
Water Flow Detector	0.86 L/min	0.81 L/min
Water Inlet Temperature	19.3 °C	19.3 °C
Polychromator Temperature	35.0 °C	35.0 °C
CCD Temperature	-40.1 °C	-39.6 °C
Thermal Stabilizer	35.0 °C	35.0 °C
Argon Supply Pressure	646.92 kPa	591.55 kPa
Purge Gas Supply Pressure*1	646.66 kPa	612.41 kPa
Option Gas Supply Pressure*1	— kPa	— kPa
Nebulizer Flow	No measurement	0.30 L/min
Nebulizer Back Pressure	No measurement	158.43 kPa
Plasma Gas Flow	No measurement	11.91 L/min
Auxiliary Gas Flow	No measurement	1.00 L/min
RF Power	No measurement	1204.3 W
RF Supply Current	No measurement	3.856 A
RF Supply Voltage	No measurement	204.417 V

*1 If option installed

Revision: A.02, Issued: 21 January 2022
Document Number: G8014-90075
© Agilent Technologies, Inc. 2022

Page 12 of 14



เอกสารไม่ควบคุม

Consumed PM Parts

Part Description	Part Number	Product or Model# where used	Quantity consumed
Axial Pre-Optic Window	G8010-68014	G8010A, G8011A, G8014A/G8015A	1
Radial Pre-Optic Window	G8010-68015	All	1
Agilent Cool Clear Coolant Fluid	5799-0037	Agilent Water Recirculator	—
Purge Gas Filter	G8010-60136	All	1
Air inlet filter	G8000-68002	All	1
High Capacity Air Filter	G8010-60189	Optional	—
Rotor seal for 6-7 port valve for AVS6/7	G8494-60002	G8494A/G8495	—
Rotor seal for 4 port valve for AVS4	G8493-60002	G8493A	—
Rinse solution to rinse station 2.5mm id x 1m	G8410-80123	SPS 4	—
Barb connector 2.5mm-1.5mm ID	G8410-80124	SPS 4	—
PVC waste tubing, 8mm od x 5mm id, 2m	G8410-80122	SPS 4	—
Additional Parts may be required from engineer's stock:			
X axis drive belt	5410047500	SPS 3	—
Z axis drive belt	5410047400	SPS 3	—
Peristaltic pump tubing, PVC SolvaFlex, 3 bridged,	3710049000	SPS 4	—

Consumed Parts Reference
(Purchased by customer, not included as part of PM)☒ Section Not Applicable.

Part Description	Part Number	Product or Model# where used	Quantity consumed

Revision: A.02, Issued: 21 January 2022
Document Number: G8014-90075
© Agilent Technologies, Inc. 2022

Page 13 of 14



เอกสารไม่ควบคุม

Signature Page

Service Engineer Comments (optional)

If there are any specific points you wish to note as part of performing the installation or other items of interest for the customer, please write in this box.

Service Verification

Service Request Number:

6003193100

Service Engineer Name:

Kanyakorn S.

Service Engineer Signature:

Kanyakorn S.

Total number of pages in this document:

14

Date Service Completed:

04 Nov 2024

Customer Name:

Aphorn Onkong

Customer Signature:

Aphorn Onkong

Revision: A.02, Issued: 21 January 2022
Document Number: G8014-90075
© Agilent Technologies, Inc. 2022

Page 14 of 14



เอกสารไม่ควบคุม

Report Summary	
Instrument Model	Agilent 5100/5110 VDV ICP-OES
Instrument ID	G8011A/G8015A
Instrument Serial Number	MY18030001
Software Version	7.3.1.9507
Firmware Version	3442
Tested By	Pre Test_PM_Kanyakorn S.
Test Completed On	11/4/2024 9:19:10 AM
Result Summary	
Subsystem Communications Test	Skipped
Air Flow Test	Skipped
Water Flow Test	Skipped
Gas Flows Test	Skipped
RF Generator Test	Skipped
Camera Test	Skipped
Optics Test	Skipped
Advanced Valve System Test	Skipped
Resolution Test	Pass
Sensitivity Test	Fail
Precision Test	Pass

Page 1 of 4

เอกสารไม่ควบคุม

Resolution Test			Pass
Element Wavelength	Specification	Width	
N (174.213 nm)	≤ 9.40	6.98	
As (188.980 nm)	≤ 8.20	6.17	
C (193.027 nm)	≤ 11.50	8.30	
Mo (202.032 nm)	≤ 8.20	6.38	
Cr (206.158 nm)	≤ 13.40	8.98	
Zn (213.857 nm)	≤ 8.70	6.60	
Pb (220.353 nm)	≤ 9.50	7.09	
Co (228.615 nm)	≤ 17.20	11.67	
Ba (230.424 nm)	≤ 9.40	7.20	
Mn (257.610 nm)	≤ 13.30	9.43	
Mn (260.568 nm)	≤ 20.30	14.11	
Cr (267.716 nm)	≤ 11.00	8.04	
Cu (324.754 nm)	≤ 25.00	18.97	
Cu (327.395 nm)	≤ 14.20	11.23	
Sr (338.071 nm)	≤ 33.50	24.30	
Ba (455.403 nm)	≤ 44.00	33.47	
Sr (460.733 nm)	≤ 36.00	17.23	
Ba (493.408 nm)	≤ 36.00	25.37	
Ba (614.171 nm)	≤ 42.00	25.54	
Ar (675.283 nm)	≤ 74.00	56.51	
K (766.491 nm)	≤ 80.00	65.86	

Page 2 of 4

เอกสารไม่ควบคุม

Sensitivity Test			Fail		
Radial					
Element Wavelength	Specification	Method	Ratio	Standard	Blank
As (188.980 nm)	≥ 46.0	SRBR	104.1	793.0	50.8
Se (196.026 nm)	≥ 41.0	SRBR	87.6	862.0	79.7
Zn (213.857 nm)	≥ 1421.0	SRBR	1500.8	41823.3	749.0
Pb (220.353 nm)	≥ 46.0	SRBR	170.7	2432.0	174.9
Mn (257.610 nm)	≥ 3518.0	SRBR	3915.0	264700.2	4420.0
Al (396.152 nm)	≥ 3.4	SBR	7.7	48454.6	5563.2
Ba (493.408 nm)	≥ 34.0	SBR	45.9	1966719.7	41903.8
K (766.491 nm)	≥ 1.8	SBR	5.7	99038.2	14687.7
Axial					
Element Wavelength	Specification	Method	Ratio	Standard	Blank
As (188.980 nm)	≥ 208.0	SRBR	126.5	1498.8	119.0
Se (196.026 nm)	≥ 159.0	SRBR	112.0	1773.6	197.8
Zn (206.200 nm)	≥ 234.0	SRBR	466.0	6784.2	199.7
Zn (213.857 nm)	≥ 1743.0	SRBR	2217.4	95597.6	1789.7
Cd (214.439 nm)	≥ 4227.0	SRBR	1919.3	68724.6	1236.4
Pb (220.353 nm)	≥ 320.0	SRBR	332.6	7929.5	499.0
Mn (257.610 nm)	≥ 10625.0	SRBR	7492.2	991238.3	16911.7
Cr (267.716 nm)	≥ 1048.0	SRBR	2254.6	129706.6	3150.9
Cu (324.754 nm)	≥ 19.0	SBR	26.9	290746.3	10407.5
Al (396.152 nm)	≥ 6.0	SBR	10.7	211329.2	18005.0
Ba (493.408 nm)	≥ 60.0	SBR	49.3	6956460.4	138336.9
K (766.491 nm)	≥ 24.0	SBR	28.1	1395190.2	47996.2

Page 3 of 4

เอกสารไม่ควบคุม

Precision Test			Pass
Radial			
Element Wavelength	Specification	Measured Value % RSD	
As (188.980 nm)	≤ 2.60	0.73	
Se (196.026 nm)	≤ 2.60	0.95	
Zn (213.857 nm)	≤ 1.50	0.31	
Pb (220.353 nm)	≤ 2.60	0.73	
Mn (257.610 nm)	≤ 1.50	0.39	
Al (396.152 nm)	≤ 1.50	0.39	
Ba (493.408 nm)	≤ 1.50	0.87	
K (766.491 nm)	≤ 1.50	0.32	
Axial			
Element Wavelength	Specification	Measured Value % RSD	
As (188.980 nm)	≤ 1.50	1.21	
Se (196.026 nm)	≤ 1.50	0.84	
Zn (206.200 nm)	≤ 1.50	0.56	
Zn (213.857 nm)	≤ 1.50	0.96	
Cd (214.439 nm)	≤ 1.50	0.26	
Pb (220.353 nm)	≤ 1.50	0.51	
Mn (257.610 nm)	≤ 1.50	0.97	
Cr (267.716 nm)	≤ 1.50	0.22	
Cu (324.754 nm)	≤ 1.50	0.24	
Al (396.152 nm)	≤ 1.50	0.33	
Ba (493.408 nm)	≤ 1.50	0.40	
K (766.491 nm)	≤ 1.50	0.65	

Page 4 of 4

เอกสารไม่ควบคุม

Report Summary	
Instrument Model	Agilent 5100/5110 VDV ICP-OES
Instrument ID	G8011A/G8015A
Instrument Serial Number	MY18030001
Software Version	7.3.1.9507
File Name	3442
Tested By	Post Test_PM_Kanyakorn S.
Test Completed On	11/4/2024 11:07:24 AM
Result Summary	
Subsystem Communications Test	Pass
Air Flow Test	Skipped
Water Flow Test	Skipped
Gas Flows Test	Skipped
RF Generator Test	Skipped
Camera Test	Skipped
Optics Test	Pass
Advanced Valve System Test	Skipped
Resolution Test	Pass
Sensitivity Test	Fail
Precision Test	Pass
Subsystem Communications Test	Pass
Optics Test	Pass
Intensity	3184054
Wavelength	737.212
	3177175
	737.212

Page 1 of 4

เอกสารไม่ควบคุม

Resolution Test			Pass
Element Wavelength	Specification	Width	
N (174.213 nm)	≤ 9.40	6.97	
As (188.980 nm)	≤ 8.20	6.14	
C (193.027 nm)	≤ 11.50	8.33	
Mo (202.032 nm)	≤ 8.20	6.33	
Cr (206.133 nm)	≤ 13.40	9.06	
Zn (213.637 nm)	≤ 8.70	6.70	
Pb (220.353 nm)	≤ 9.50	7.03	
Co (228.615 nm)	≤ 17.20	11.72	
Ba (230.424 nm)	≤ 9.40	7.32	
Mn (257.610 nm)	≤ 13.30	9.44	
Mn (260.568 nm)	≤ 20.30	14.21	
Cr (267.716 nm)	≤ 11.00	7.94	
Cu (324.754 nm)	≤ 25.00	18.99	
Cu (327.395 nm)	≤ 14.20	11.27	
Sr (338.071 nm)	≤ 33.50	24.40	
Ba (455.403 nm)	≤ 44.00	33.50	
Sr (460.733 nm)	≤ 36.00	17.31	
Ba (493.408 nm)	≤ 36.00	25.44	
Ba (614.171 nm)	≤ 42.00	25.16	
Ar (675.283 nm)	≤ 74.00	56.15	
K (766.491 nm)	≤ 80.00	65.56	

Page 2 of 4

เอกสารไม่ควบคุม

Sensitivity Test			Fail		
Radial					
Element Wavelength	Specification	Method	Ratio	Standard	Blank
As (188.980 nm)	≥ 46.0	SRBR	130.6	977.1	50.4
Se (196.026 nm)	≥ 41.0	SRBR	106.0	958.7	70.2
Zn (213.857 nm)	≥ 1421.0	SRBR	4124.8	44037.7	113.4
Pb (220.353 nm)	≥ 46.0	SRBR	207.2	2554.7	136.2
Mn (257.610 nm)	≥ 3518.0	SRBR	13017.8	271846.6	434.7
Al (396.152 nm)	≥ 3.4	SBR	9.7	50615.5	4717.0
Ba (493.408 nm)	≥ 34.0	SBR	133.7	2069203.0	15359.3
K (766.491 nm)	≥ 1.8	SBR	4.8	100199.5	17235.5
Axial					
Element Wavelength	Specification	Method	Ratio	Standard	Blank
As (188.980 nm)	≥ 208.0	SRBR	174.9	1566.7	73.0
Se (196.026 nm)	≥ 159.0	SRBR	167.0	1863.4	110.2
Zn (206.200 nm)	≥ 234.0	SRBR	740.9	6836.0	83.1
Zn (213.857 nm)	≥ 1743.0	SRBR	6965.9	101568.1	211.7
Cd (214.439 nm)	≥ 4227.0	SRBR	5781.0	72852.9	158.1
Pb (220.353 nm)	≥ 320.0	SRBR	501.0	8464.3	267.7
Mn (257.610 nm)	≥ 10625.0	SRBR	31121.6	1006637.8	1044.0
Cr (267.716 nm)	≥ 1048.0	SRBR	4424.8	132202.9	880.8
Cu (324.754 nm)	≥ 19.0	SBR	68.7	302907.8	4345.6
Al (396.152 nm)	≥ 6.0	SBR	21.1	218771.0	9892.3
Ba (493.408 nm)	≥ 60.0	SBR	250.6	7137380.9	28367.3
K (766.491 nm)	≥ 24.0	SBR	45.3	1435050.6	31025.0

Page 3 of 4

เอกสารไม่ควบคุม

Precision Test			Pass
Radial			
Element Wavelength	Specification	Measured Value % RSD	
As (188.980 nm)	≤ 2.60	0.81	
Se (196.026 nm)	≤ 2.60	0.98	
Zn (213.857 nm)	≤ 1.50	0.22	
Pb (220.353 nm)	≤ 2.60	0.37	
Mn (257.610 nm)	≤ 1.50	0.27	
Al (396.152 nm)	≤ 1.50	0.25	
Ba (493.408 nm)	≤ 1.50	0.53	
K (766.491 nm)	≤ 1.50	0.15	
Axial			
Element Wavelength	Specification	Measured Value % RSD	
As (188.980 nm)	≤ 1.50	0.81	
Se (196.026 nm)	≤ 1.50	0.65	
Zn (206.200 nm)	≤ 1.50	0.79	
Zn (213.857 nm)	≤ 1.50	0.81	
Cd (214.439 nm)	≤ 1.50	0.35	
Pb (220.353 nm)	≤ 1.50	0.33	
Mn (257.610 nm)	≤ 1.50	1.02	
Cr (267.716 nm)	≤ 1.50	0.32	
Cu (324.754 nm)	≤ 1.50	0.51	
Al (396.152 nm)	≤ 1.50	0.37	
Ba (493.408 nm)	≤ 1.50	0.68	
K (766.491 nm)	≤ 1.50	0.74	

Page 4 of 4

เอกสารไม่ควบคุม

Report Summary		
Instrument Model	Agilent 5100/5110 VDV ICP-OES	
Instrument ID	G8011A/G8015A	
Instrument Serial Number	MY18030001	
Software Version	7.3.1.9507	
Firmware Version	3442	
Tested By	Post Test_PM_Kanyakorn S.	
Test Completed On	11/4/2024 11:30:15 AM	
Result Summary		
Subsystem Communications Test		Pass
Air Flow Test		Pass
Water Flow Test		Pass
Gas Flows Test		Pass
RF Generator Test		Pass
Camera Test		Pass
Optics Test		Skipped
Advanced Valve System Test		Skipped
Resolution Test		Skipped
Sensitivity Test		Skipped
Precision Test		Skipped
Subsystem Communications Test		Pass
Air Flow Test		Pass
30% Air Flow (relative speed)	75% Air Flow (relative speed)	
15.00	19.00	
Water Flow Test		Pass
RF Water Flow(L/min)	Camera Water Flow (L/min)	Water Inlet Temperature (°C)
1.30	0.81	20.55

Page 1 of 2

เอกสารไม่ควบคุม

Gas Flows Test			Pass		
Nebulizer Target Flow	Actual Flow	Back Pressure	Auxiliary Target Flow	Actual Flow	Back Pressure
0.70	0.70	154.65	2.00	2.00	110.92
Makeup Target Flow	Actual Flow	Back Pressure	Plasma Target Flow	Actual Flow	Back Pressure
2.00	2.00	115.38	18.00	17.97	21.48
RF Generator Test			Pass		
RF Power Supply Test	Passed				
RF Power Supply (V)	128.554				
RF Oscillator Test	Passed				
RF Oscillator Frequency (MHz)	25.834				
Work Coil Current (A)	44.660				
RF Power Supply Current (A)	1.999				
Camera Test			Pass		
	Integration Time (ms)	Standard Deviation	Status		
Electronic Offset Test	1000	5.228	Passed		
Dark Current Test	6000	1.168	Passed		
Array Test	5	0.024	Passed		
Linearity Test		0.118	Passed		

Page 2 of 2

เอกสารไม่ควบคุม

Report Summary	
Instrument Model	Agilent 5100/5110 VDV ICP-OES
Instrument ID	G8011A/G8015A
Instrument Serial Number	MY18030001
Software Version	7.3.1.9507
Firmware Version	3442
Tested By	change mirror
Test Completed On	11/6/2024 10:35:26 AM
Result Summary	
Subsystem Communications Test	Skipped
Air Flow Test	Skipped
Water Flow Test	Skipped
Gas Flows Test	Skipped
RF Generator Test	Skipped
Camera Test	Skipped
Optics Test	Skipped
Advanced Valve System Test	Skipped
Resolution Test	Pass
Sensitivity Test	Pass
Precision Test	Pass

Page 1 of 4

เอกสารไม่ควบคุม

Resolution Test		
Pass		
Element Wavelength	Specification	Width
N (174.213 nm)	≤ 9.40	6.79
As (188.980 nm)	≤ 8.20	5.80
C (193.027 nm)	≤ 11.50	8.15
Mo (202.032 nm)	≤ 8.20	5.90
Cr (206.158 nm)	≤ 13.40	8.85
Zn (213.857 nm)	≤ 8.70	6.77
Pb (220.353 nm)	≤ 9.50	6.61
Co (228.615 nm)	≤ 17.20	11.79
Ba (230.424 nm)	≤ 9.40	7.25
Mn (257.610 nm)	≤ 13.30	9.47
Mn (260.568 nm)	≤ 20.30	14.50
Cr (267.716 nm)	≤ 11.00	7.91
Cu (324.754 nm)	≤ 25.00	18.72
Cu (327.395 nm)	≤ 14.20	11.09
Sr (338.071 nm)	≤ 33.50	25.39
Ba (455.403 nm)	≤ 44.00	33.09
Sr (460.793 nm)	≤ 36.00	18.54
Ba (493.408 nm)	≤ 36.00	25.74
Ba (614.171 nm)	≤ 42.00	25.23
Ar (675.283 nm)	≤ 74.00	58.92
K (766.491 nm)	≤ 80.00	63.16

Page 2 of 4

เอกสารไม่ควบคุม

Sensitivity Test					
Pass					
Radial					
Element Wavelength	Specification	Method	Ratio	Standard	Blank
As (188.980 nm)	≥ 46.0	SRBR	110.5	868.9	54.3
Se (196.026 nm)	≥ 41.0	SRBR	88.3	934.7	91.3
Zn (213.857 nm)	≥ 1421.0	SRBR	3535.4	44017.7	153.9
Pb (220.353 nm)	≥ 46.0	SRBR	184.5	2492.3	159.8
Mn (257.610 nm)	≥ 3518.0	SRBR	11099.6	249595.3	503.6
Al (396.152 nm)	≥ 3.4	SBR	8.7	50274.4	5172.0
Ba (493.408 nm)	≥ 34.0	SBR	124.5	1903164.1	15166.0
K (766.491 nm)	≥ 1.8	SBR	6.9	110041.4	13991.2
Axial					
Element Wavelength	Specification	Method	Ratio	Standard	Blank
As (188.980 nm)	≥ 208.0	SRBR	253.3	3744.3	196.3
Se (196.026 nm)	≥ 159.0	SRBR	206.7	4199.7	347.2
Zn (206.200 nm)	≥ 234.0	SRBR	923.0	12282.3	172.1
Zn (213.857 nm)	≥ 1743.0	SRBR	6398.3	157551.5	601.7
Cd (214.439 nm)	≥ 4227.0	SRBR	5069.2	99873.7	385.2
Pb (220.353 nm)	≥ 320.0	SRBR	389.0	10641.1	658.6
Mn (257.610 nm)	≥ 10625.0	SRBR	21190.4	985528.7	2153.6
Cr (267.716 nm)	≥ 1048.0	SRBR	3054.1	131797.6	1811.5
Cu (324.754 nm)	≥ 19.0	SBR	36.3	301401.4	8082.9
Al (396.152 nm)	≥ 6.0	SBR	10.8	228359.5	19280.5
Ba (493.408 nm)	≥ 60.0	SBR	106.5	6460421.5	60122.8
K (766.491 nm)	≥ 24.0	SBR	30.2	1639840.6	52562.1

Page 3 of 4

เอกสารไม่ควบคุม

Agilent CrossLab Start Up Services Agilent 7890 Gas Chromatograph Preventive Maintenance Checklist

Precision Test			Pass
Radial			
Element Wavelength	Specification	Measured Value % RSD	
As (188.980 nm)	≤ 2.60	1.56	
Se (196.026 nm)	≤ 2.60	1.16	
Zn (213.857 nm)	≤ 1.50	0.50	
Pb (220.353 nm)	≤ 2.60	0.74	
Mn (257.610 nm)	≤ 1.50	0.63	
Al (396.152 nm)	≤ 1.50	0.54	
Ba (493.408 nm)	≤ 1.50	0.78	
K (766.491 nm)	≤ 1.50	0.44	
Axial			
Element Wavelength	Specification	Measured Value % RSD	
As (188.980 nm)	≤ 1.50	0.82	
Se (196.026 nm)	≤ 1.50	0.82	
Zn (206.200 nm)	≤ 1.50	0.35	
Zn (213.857 nm)	≤ 1.50	0.34	
Cd (214.439 nm)	≤ 1.50	0.44	
Pb (220.353 nm)	≤ 1.50	0.48	
Mn (257.610 nm)	≤ 1.50	0.83	
Cr (267.716 nm)	≤ 1.50	0.53	
Cu (324.754 nm)	≤ 1.50	0.69	
Al (396.152 nm)	≤ 1.50	0.56	
Ba (493.408 nm)	≤ 1.50	1.29	
K (766.491 nm)	≤ 1.50	0.74	

Agilent Preventive Maintenance provides factory recommended service for your analytical instruments to assure reliable operation and the accuracy of your results.

Delivered by highly trained and certified service engineers using genuine Agilent parts and supplies, Agilent Preventive Maintenance provides everything you need to reduce unplanned downtime and keep your systems operating at their peak. This checklist will be completed at the end of the service and provided to you as a record of the preventive maintenance activities.



Page 4 of 4

เอกสารไม่ควบคุม

เอกสารไม่ควบคุม

Agilent 7890 GC Preventive Maintenance Checklist



Introduction

Customer Information

- Customers should provide all necessary operating supplies upon request of the engineer.
- A customer representative should be available to the engineer while performing the preventive maintenance procedures.
- Any parts, not included in the Parts Lists section of this document, are not part of the recommended Preventive Maintenance service, nor are they included in the price of this service.
- If a system requires the use of extra or special procedures and/or parts for the maintenance service, then these must be ordered separately and charged as a repair, which may incur additional costs.

Important Customer Web Links

- For more information about **Agilent Technologies services**, please visit our website using the following URL: <http://www.agilent.com/en-us/products/crosslab-instrument-services/service-repair>
- The **Agilent Community** is an excellent place to get answers, collaborate with others about applications and Agilent products, and find in-depth documents and videos relevant to Agilent technologies. Visit <https://community.agilent.com/welcome>.
- To access **Agilent University**, visit <http://www.agilent.com/crosslab/university/> to learn about training options, which include online, classroom and onsite delivery. A training specialist can work directly with you to help determine your best options.
- A useful **Agilent Resource Center** web page is available, which includes short videos on maintenance, quick lists of consumables for new instruments, and other valuable information. Check out the Resource Page here: <https://www.agilent.com/en-us/agilentresources>.
- Need technical support, FAQs, supplies? – visit our **Support Home page** <http://www.agilent.com/search/support>.
- Videos** about specific preparation requirements for your instrument can be found by searching the **Agilent YouTube channel** at <https://www.youtube.com/user/agilent>.
- 7890B Manuals** are also available on Agilent.com:
 - Safety**
https://www.agilent.com/cs/library/usermanuals/public/7890B_Safety.pdf
 - Installation and First Startup**
https://www.agilent.com/cs/library/usermanuals/Public/7890B_Installation.pdf
 - Operation Manual**
https://www.agilent.com/cs/library/usermanuals/Public/7890B_Operation.pdf
 - Maintaining Your GC**
https://www.agilent.com/cs/library/usermanuals/public/G3430-90052%207890B_Maintaining%20Guide.pdf



เอกสารไม่ควบคุม

Agilent 7890 GC Preventive Maintenance Checklist



Service Engineer's Responsibilities

- Contact the customer and ensure that all necessary supplies are available before the preventive maintenance visit.
- Only select those pages that relate to the system or module being serviced.
- Complete empty fields with the relevant information.
- Complete the relevant checkboxes in the checklist using either a "X" or tick mark "✓".
- Check **"Section not applicable"** check boxes to indicate services/tasks not delivered, as appropriate.
- Complete the Preventive Maintenance service in the order of the tasks listed.
- Complete the Service Review section together with the customer.
- Complete the fields for page numbers at the foot of each selected page.
- Complete the total number of pages field in the Service Completion section.
- Ask the customer to sign the Service Completion section including the customer's and your signature.**

Additional Instruction Notes

- Check for any active service notes for this unit. If there are any applicable "Safety" or "Modification Recommended" Service notes, plan to implement the changes on this unit before doing any qualification service.
- Do not implement firmware updates, unless you get approval from the customer and are sure that they are compatible with the instrument control software.



เอกสารไม่ควบคุม

System Information

- ☒ Check this box if an instrument configuration report is attached instead of completing the table below.

Instrument System Name and ID	CN11021007
Instrument System Site and Location	Instrument Room

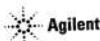
List System Component Product Numbers	List the Serial Numbers of each Component
1. G3440A	CN11021007
2.	
3.	
4.	
5.	
6.	
7.	
8.	
9.	
10.	

Preparation

- ☒ Discuss any specific issues with the customer before starting.
- ☒ Review the instrument logbook for recorded problems and comments.
- ☒ Save instrument control settings before starting the procedure.
- ☒ Perform a general inspection of the system for cleanliness.
- ☒ Check for proper installation of parts, assemblies, sensors etc.
- ☒ Check system for required installation of components, settings as defined by current Service Notes.
- ☒ Check for required firmware updates and verify with customers if they would like them installed.
- ☒ Before starting the following procedures, record the Detector Signal Output(s) in the results table. If the GC is turned OFF or in a service mode, comparing the detector outputs before and after the service is not possible.

Revision: 2.00, Issued: December 30, 2020
 Agile Document Number: D0007063
 DE number: 44166.759722222
 © Agilent Technologies, Inc. 2020

Page 4 of 9



เอกสารไม่ควบคุม

Preventive Maintenance Procedure

Clean and inspect GC

- ☒ Unplug power cord from the power source.
- ☒ Open GC covers and vacuum/remove any dust/debris. Pay particular attention to cooling fans.
- ☒ Inspect internal connectors for proper contact and placement.
- ☒ Reconnect Power to the GC. Power the GC on and verify the power on self-test passed.
- ☒ Verify oven motor spins freely and turns on with the oven door closed; off when the door is opened.
- ☒ Verify operation of all other fans - the inlet and EPC cooling fans.
- ☒ Verify oven intake/outlet flap assembly is operating smoothly while heating and cooling the oven

Inlet and detector consumable replacement

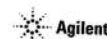
- ☒ For the inlets installed, perform inlet maintenance as defined in the 7890 manual - "Maintaining Your GC" - for the inlet(s) installed.
- ☒ Replace the split vent trap cartridge filter on units with these inlets: Split/Splitless Capillary (SSL), Multi-Mode Inlet (MMI), Programmed Temperature Vaporizer (PTV), Volatiles Interface (VI).
- ☒ If the inlet system is used in Split Mode with viscous samples, inspect and clean the split vent tube on the inlet and flush or replace the tubing between the inlet and the split vent trap.
- ☒ If the GC includes a Flame Ionization Detector (FID), replace the jet. If the Ignitor shows any buildup of sample or corrosion, replace the Ignitor. Examine the FID collector and castle assemblies for contamination - clean as necessary.

Zero Sensors and Leak test

- ☒ Zero all pressure sensors per the procedure in the 7890 "Advanced User Guide".
- ☒ Perform inlet pressure decay test(s) as defined in the 7890 "Troubleshooting Manual". If the PM is done in preparation for an Operational Qualification, then the pressure decay test defined within that protocol can be used for the PM.
- ☒ Record if test passed or failed in the results table.

Revision: 2.00, Issued: December 30, 2020
 Agile Document Number: D0007063
 DE number: 44166.759722222
 © Agilent Technologies, Inc. 2020

Page 5 of 9



เอกสารไม่ควบคุม

ALS Maintenance

- ☐ Section NOT applicable
- ☒ Check all cabling and configuration settings between GC, tray, and injectors.
 - ☒ Vacuum or remove any dust, especially around fans.
 - ☒ Check operation of all fans.
 - ☒ Check syringe for smooth plunger operation.
 - ☒ Check for smooth operation of the needle support - clean if necessary

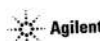
Restore Instrument

- ☒ Restore the normal operating conditions or customer method using the Browser interface or Data System.
- ☒ Purge the system with carrier flow for 15 minutes
- ☒ Bake out the system, then restore the normal operating conditions
- ☒ After equilibration, check and record the post PM detector signal output values. Results should be similar or lower than the detector outputs recorded prior to PM.
- ☒ Perform a chemical checkout. If this is a routine PM, inject the customer's sample using the ALS if applicable. This will act as a final checkout of both the ALS and the GC.

Note: If the PM Service is performed prior to a qualification service, then use the qualification procedure as a guide for final instrument set up and checkout.

Revision: 2.00, Issued: December 30, 2020
 Agile Document Number: D0007063
 DE number: 44166.759722222
 © Agilent Technologies, Inc. 2020

Page 6 of 9



เอกสารไม่ควบคุม

Signature Page

Service Review

- ☒ Attach available reports/printouts of all tests to this documentation.
- ☒ Record the Preventive Maintenance service activity in the customer's records/logbook.
- ☒ Update/reset instrument maintenance counters as appropriate.
- ☒ Affix the PM sticker to the system or instrument logbook based on the customer's request.
- ☒ Complete the Service Engineer Comments section if there are additional comments.
- ☒ Review with the customer this service, parts replaced, and test results obtained.
- ☒ If the instrument firmware was updated, record the details of the change in the Service Engineer's Comments box or if necessary, in the customer's IQ records.
- ☐ Supply the customer with a copy of the Smart Alerts flyer.
- ☐ Describe Smart Alerts to the customer.
- ☐ Install Smart Alerts if requested.

7890 GC Test Results Table

Detector Signal Outputs	Before PM Service	After PM Service
Front detector output	NA.	NA.
Back detector output	NA.	22.0
AUX detector output	NA.	NA.
Pressure decay test	Expected test result	Actual test result
Front inlet pressure decay test	Pass	Pass
Back inlet pressure decay test	Pass	NA.

Revision: 2.00, Issued: December 30, 2020
 Agile Document Number: D0007063
 DE number: 44166.759722222
 © Agilent Technologies, Inc. 2020

Page 7 of 9



เอกสารไม่ควบคุม

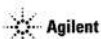
7890 Parts List Table

The following kits are recommended for capillary and purged packed inlets. If this is a general PM and the customer has a preferred set of consumables, you may use the customer's consumables.

Part description	Part number	Product or model# where used	Quantity consumed
SSL Capillary Inlet PM kit, Splitless	5188-6497	7890A/B	1
SSL Capillary Inlet PM kit, split	5188-6496	7890A/B	
SSL Capillary Ultra Inert Inlet Gold Seal with Washer	5190-6144	7890A/B	
SSL Capillary Ultra Inert Inlet Splitless Liner - Single taper with Glass Wool	5190-2293	7890A/B	
SSL Capillary Ultra Inert Inlet Low Pressure Drop Split Liner - with Glass Wool	5190-2295	7890A/B	
PP Inlet PM kit	5188-6498	7890A/B	
Split vent trap PM kit, single cartridge (for MMI, PTV & VI)	5188-6495	7890A/B	
MMI Cleaning Kit	G3510-60820	7890A/B	
PTV Septumless Head Rebuild Kit	5182-9747	7890A/B	
PTV Septumless Head Teflon Guide	5182-9748	7890A/B	
Ignitor (glow plug) assembly with O-ring	19231-60680	7890A/B	1
FID Collector Rebuild/Cleaning Kit	G1531-67000	7890A/B	
Standard .011-inch FID Jet for capillary FID base	G1531-80560	7890A/B	1
High Temperature .018-inch FID Jet for capillary FID base	G1531-80620	7890A/B	
Standard .018-inch FID Jet for packed column with packed FID base	18710-20119	7890A/B	
Standard .011-inch FID Jet for capillary column with packed/adaptable FID base	19244-80560	7890A/B	
High Temperature .018-inch FID Jet for capillary column with packed/adaptable FID base	19244-80620	7890A/B	
NPD Jet, universal fit .011-inch ID	G1534-80580	7890A/B	
NPD Jet, universal fit .011-inch ID Extended tip	G1534-80590	7890A/B	
SSL Capillary Ultra Inert Inlet Gold Seal with Washer	5190-6144	7890A/B	
SSL Capillary Ultra Inert Inlet Splitless Liner - Single taper with Glass Wool	5190-2293	7890A/B	
**FID Collector Replacement Kit, if needed	G1531-67001	7890A/B	

Revision: 2.00, Issued: December 30, 2020
Agile Document Number: D0007063
DE number: 44166.7597222222
© Agilent Technologies, Inc. 2020

Page 8 of 9



Service Engineer Comments

If there are any specific points you wish to note as part of performing the service or other items of interest for the customer, please write include them in this box.

Service Completion

Service request number 6006748380 Date service completed 21Feb2024
Agilent signature Phuwani Yoktragul Customer signature _____
Total number of pages in this document 9

Revision: 2.00, Issued: December 30, 2020
Agile Document Number: D0007063
DE number: 44166.7597222222
© Agilent Technologies, Inc. 2020

Page 9 of 9



เอกสารไม่ควบคุม

เอกสารไม่ควบคุม



TECHNOLOGY PROMOTION ASSOCIATION (THAILAND-JAPAN)
CORPORATE SERVICES 3: EQUIPMENT CALIBRATION AND TESTING SERVICES
534/4 PATTANAKARN ROAD SOI 16, SUANLUANG, SUANLUANG BANGKOK 10250
TEL.0-2717-3000-29 FAX.0-2719-9484



Certificate of Calibration

Cert. No.: 24TM647
Page : 1 of 3

Equipment : Incubator
Manufacturer : Binder
Model : KB 400 E6
Serial No. : 2020000015535
ID No. : UAE.MIC.018/2564
Submitted by : United Analyst and Engineering Consultant Co.,Ltd.
3 Soi Udomsuk 41, Sukhumvit Road,
Bangchak, Phrakhanong,
Bangkok 10260
Location : Microbiology Laboratory (302)
Received Order : 01 April 2024
Calibration Date : 01 April 2024
Ambient Temperature : (26 ± 10) °C
Relative Humidity : (50 ± 30) %
Calibrated by : Man Pattanapongpaiboon
Approved by :
() Ponpan Palpim
(✓) Suwit Imjai
() Kunchit Promprat
Issue Date : 7 April 2024



Equipment : Incubator
Condition As-Received : Used Item
Reference : 2404-0003OC-6

Cert. No.: 24TM647
Page : 2 of 3

Procedure Used :-

Calibration were conducted using calibration procedure CP-OT02 based on TLAS G-20 according to direct measurement method with Data Acquisition which connected with Resistance Temperature Detector (RTD).
The temperature scale used was based on ITS-90.

Condition of this result of calibration

1. Reference standard Instrument:-

Instrument	Serial No.	Cert. No.	Traceable	Due Date
1) Data Acquisition	MY49023932	23LM122	TPA	26 Jul 2024

2. This certificate is valid only to the item calibrated on date and place of calibration.

3. This certification is traceable to the International System of Unit.

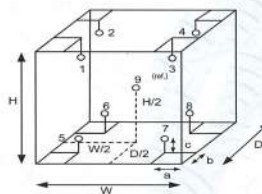
Remark : TPA : Technology Promotion Association (Thailand - Japan)

Result of Calibration :- (*) Without Adjustment

Function of UUC* : Temperature Source

Fresh air setting : Close

Environment during calibration		
	Beginning	Finished
Temp. (°C)	24	24
REL.Humid. (%)	54	57
AC Supply (Volt)	221	223



Probe Installation Details :

a = 10 cm
b = 10 cm
c = 10 cm

Dimension of Chamber :

D = 0.48 m
W = 0.65 m
H = 1.2 m
Capacity = 0.37 m³

Position :	Ref. Std. ID No.:
1	20-16RTD-01
2	20-16RTD-02
3	20-16RTD-03
4	23-16RTD-04
5	22-16RTD-05
6	20-16RTD-06
7	20-16RTD-07
8	22-16RTD-08
9 (ref.)	22-16RTD-09

The Uncertainties are for a confidence probability of approximately 95%

This certificate may not be reproduced other than in full, except with the prior written Approval of the head of Corporate Services 3: Equipment Calibration and Testing Services.

เอกสารไม่ควบคุม

เอกสารไม่ควบคุม



Equipment : Incubator
Condition As-Received : Used Item
Reference : 2404-0003OC-6
Result of Calibration : (*) Without Adjustment
Function of UUC* : Temperature Source
Fresh air setting : Close

Cert. No.: 24TM647
Page : 3 of 3

Calibration Point (°C)	UUC* Setting (°C)	UUC* Reading (°C)	Temperature stability (± °C)	Temperature uniformity (°C)	Overall Variation (°C)	Coverage Factor k
35.0	35.0	35.0	0.035	0.19	0.22	2

Calibration Point (°C)	Measured Temperature (°C)									Uncertainty (± °C)
	1	2	3	4	5	6	7	8	9 (ref.)	
35.0	35.000	35.022	34.841	34.851	35.027	35.011	35.023	35.028	35.007	0.30

Average* : The average of 30 values in each position.

Temperature stability : One-half of the greatest maximum difference of measured temperature at any one sensor.

Temperature uniformity : The maximum difference of measured temperatures at any sensors and the measured temperature at the reference location which are observed at the same time or at as close an observation time as possible to determine the temperature pattern or homogeneity within the chamber under steady-state conditions.

Overall Variation : The Difference of the maximum and minimum measured temperatures throughout observation.

UUC* : Unit Under Calibration

Note : The reported uncertainty of measurement was included stability and excluded uniformity .

The temperature scale used was based on ITS-90.
The reported uncertainty of measurement was based on a standard uncertainty multiplied by a coverage factor k , providing a level of confidence of approximately 95 %.

-000-

เอกสารไม่ควบคุม



TECHNOLOGY PROMOTION ASSOCIATION (THAILAND-JAPAN)
CORPORATE SERVICES 3: EQUIPMENT CALIBRATION AND TESTING SERVICES
534/4 PATTANAKARN ROAD SOI 18, SUANLUANG, SUANLUANG BANGKOK 10250
TEL.0-2717-3000-29 FAX.0-2719-9484



Certificate of Calibration

Cert. No.: 24TM650
Page : 1 of 3

Equipment : Incubator
Manufacturer : Memmert
Model : IPP 260
Serial No. : V616.0066
ID No. : UAE.MIC.032/2559
Submitted by : United Analyst and Engineering Consultant Co.,Ltd.
3 Soi Udomsuk 41, Sukhumvit Road,
Bangchak, Phrakhanong,
Bangkok 10260
Location : Microbiology Laboratory (302)
Received Order : 01 April 2024
Calibration Date : 02 - 03 April 2024
Ambient Temperature : (26 ± 10) °C
Relative Humidity : (50 ± 30) %
Calibrated by : Man Pattanapongpaiboon
Approved by :
Approved Signatory
() Ponpan Paipim
(✓) Suwit Imjai
() Kunchit Promprat

Issue Date : 7 April 2024

The Uncertainties are for a confidence probability of approximately 95%

This certificate may not be reproduced other than in full, except with the prior written Approval of the head of Corporate Services 3: Equipment Calibration and Testing Services.

เอกสารไม่ควบคุม



Equipment : Incubator
Condition As-Received : Used Item
Reference : 2404-0003OC-2
Procedure Used :-

Cert. No.: 24TM650
Page : 2 of 3

Calibration were conducted using calibration procedure CP-OT02 based on TLAS G-20 according to direct measurement method with Data Acquisition which connected with Resistance Temperature Detector (RTD).
The temperature scale used was based on ITS-90.

Condition of this result of calibration

1. Reference standard instrument:-

Instrument	Serial No.	Cert. No.	Traceable	Due Date
1) Data Acquisition	MY49023932	23LM122	TPA	26 Jul 2024

2. This certificate is valid only to the item calibrated on date and place of calibration.

3. This certification is traceable to the International System of Unit.

Remark : TPA : Technology Promotion Association (Thailand - Japan)

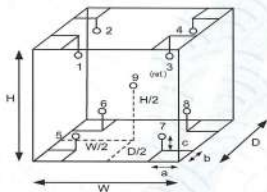
Result of Calibration :- (*) Without Adjustment

Function of UUC* : Temperature Source

Fresh air setting : Close

Environment during calibration		
	Beginning	Finished
Temp. (°C)	25	25
REL.Humid. (%)	57	54
AC Supply (Volt)	221	222

Position :	Ref. Std. ID No.:
1	19-16RTD-01
2	19-16RTD-02
3	19-16RTD-03
4	19-16RTD-04
5	19-16RTD-05
6	19-16RTD-06
7	21-16RTD-07
8	19-16RTD-08
9 (ref.)	19-16RTD-09



Probe Installation Details :

Dimension of Chamber :	
a =	5.0 cm
b =	5.0 cm
c =	5.0 cm
D =	0.50 m
W =	0.64 m
H =	0.80 m
Capacity =	0.26 m ³



Equipment : Incubator
Condition As-Received : Used Item
Reference : 2404-0003OC-2
Result of Calibration :- (*) Without Adjustment
Function of UUC* : Temperature Source
Fresh air setting : Close

Cert. No.: 24TM650
Page : 3 of 3

Calibration Point (°C)	UUC* Setting (°C)	UUC* Reading (°C)	Temperature stability (± °C)	Temperature uniformity (°C)	Overall Variation (°C)	Coverage Factor k
25.0	25.0	25.0	0.053	0.78	1.3	2
36.0	36.0	36.0	0.14	0.57	0.93	2

Calibration Point (°C)	Measured Temperature (°C)									Uncertainty (± °C)
	1	2	3	4	5	6	7	8	9 (ref.)	
25.0	25.596	25.310	25.439	25.412	24.347	24.332	24.313	24.414	24.875	0.30
36.0	35.843	35.965	35.618	35.701	36.239	36.260	36.343	36.357	36.063	0.31

Average* : The average of 30 values in each position.

Temperature stability : One-half of the greatest maximum difference of measured temperature at any one sensor.

Temperature uniformity : The maximum difference of measured temperatures at any sensors and the measured temperature at the reference location which are observed at the same time or at as close an observation time as possible to determine the temperature pattern or homogeneity within the chamber under steady-state conditions.

Overall Variation : The Difference of the maximum and minimum measured temperatures throughout observation.

UUC* : Unit Under Calibration

Note : The reported uncertainty of measurement was included stability and excluded uniformity .

The reported uncertainty of measurement was based on a standard uncertainty multiplied by a coverage factor k , providing a level of confidence of approximately 95 %.

-000-

เอกสารไม่ควบคุม

เอกสารไม่ควบคุม



Cert. No.: 24TM29
Page : 1 of 3

Certificate of Calibration

Equipment : Water Bath
Manufacturer : Memmert
Model : WNE 14
Serial No. : L416.0606
ID No. : UAE.MIC.002/2560
Submitted by : United Analyst and Engineering Consultant Co.,Ltd.
3 Soi Udomsuk 41, Sukhumvit Road,
Bangchak, Phrakhanong,
Bangkok 10260
Location : Microbiology Laboratory
Received Order : 10 February 2024
Calibration Date : 10 February 2024
Ambient Temperature : (26 ± 10) °C
Relative Humidity : (50 ± 30) %
Calibrated by : Krisda Malee
Approved by :
() Pornthippa Tameyakul
(✓) Unnophol Harachai
() Suwit Imjai
Issue Date : 19 February 2024

The Uncertainties are for a confidence probability of approximately 95%

This certificate may not be reproduced other than in full, except with the prior written
Approval of the head of Corporate Services 3: Equipment Calibration and Testing Services.

เอกสารไม่ควบคุม



Equipment : Water Bath
Condition As-Received : Used Item
Reference : 2402-0232OC-2
Procedure Used :-

Cert. No.: 24TM29
Page : 2 of 3

Calibration were conducted using in-house calibration procedure CP-OT04 Based on ASTM E715 according to direct measurement method with Data Acquisition which connected with Industrial Platinum Resistance Thermometer (IPRT).

The temperature scale used was based on ITS-90.

Condition of this result of calibration

1. Reference standard instrument:-

Instrument	Serial No.	Cert. No.	Traceable	Due Date
1) Data Acquisition	MY49001451	23LM27	TPA	25 Feb 2024

2. This certificate is valid only to the item calibrated on date and place of calibration.

3. This certification is traceable to the International System of Unit.

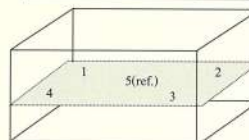
Remark : TPA : Technology Promotion Association (Thailand - Japan)

Result of Calibration :- (*) Without Adjustment

Function of UUC* : Temperature Source

Heat transfer medium used : Water

	Environmental		AC Voltage Supply
	(°C)	(%R.H.)	(Volt)
Beginning of Calibration	26	51	220
Finished of Calibration	25	50	221



Front

Position :	Ref. Std. ID No.:
1	N37P301419
2	N37P300732
3	N37P301420
4	N37P301421
5(ref.)	N37P301425

เอกสารไม่ควบคุม



Equipment : Water Bath
Condition As-Received : Used Item
Reference : 2402-0232OC-2
Result of Calibration :- (*) Without Adjustment
Function of UUC* : Temperature Source

Cert. No.: 24TM29
Page : 3 of 3

Calibration point (°C)	UUC* Setting (°C)	UUC* Reading (°C)	Average* Standard Reading (°C)					Uncertainty (± °C)
			1	2	3	4	5 (ref.)	
44.5	44.4	44.4	44.508	44.469	44.502	44.521	44.527	0.15

Calibration point (°C)	Uniformity (°C)	Stability (± °C)	Coverage Factor k
44.5	0.15	0.074	2

Average* : The average of 30 values in each position.

Uniformity : The maximum difference of measured temperatures at any sensors and the measured temperature at the reference location which are observed at the same time or at as close an observation time as possible to determine the temperature pattern or homogeneity within the chamber under steady-state conditions.

Stability : One-half of the greatest maximum difference of measured temperature at any one probe.

UUC* : Unit Under Calibration

Note : The reported uncertainty of measurement was included stability and excluded uniformity.

The reported uncertainty of measurement was based on a standard uncertainty multiplied by a coverage factor *k*, providing a level of confidence of approximately 95 %.

-o0o-

เอกสารไม่ควบคุม



Cert. No.: 24TM30
Page : 1 of 3

Certificate of Calibration

Equipment : Water Bath
Manufacturer : Memmert
Model : WNE 14
Serial No. : L416.0612
ID No. : UAE.MIC.003/2560
Submitted by : United Analyst and Engineering Consultant Co.,Ltd.
3 Soi Udomsuk 41, Sukhumvit Road,
Bangchak, Phrakhanong,
Bangkok 10260
Location : Microbiology Laboratory
Received Order : 10 February 2024
Calibration Date : 10 February 2024
Ambient Temperature : (26 ± 10) °C
Relative Humidity : (50 ± 30) %
Calibrated by : Krisda Malee
Approved by :
() Pornthippa Tameyakul
(✓) Unnophol Harachai
() Suwit Imjai
Issue Date : 19 February 2024

The Uncertainties are for a confidence probability of approximately 95%

This certificate may not be reproduced other than in full, except with the prior written
Approval of the head of Corporate Services 3: Equipment Calibration and Testing Services.

เอกสารไม่ควบคุม



Equipment : Water Bath
Condition As-Received : Used Item
Reference : 2402-0232OC-3
Cert. No.: 24TM30
Page : 2 of 3

Procedure Used :-
Calibration were conducted using In-house calibration procedure CP-OT04 Based on ASTM E715 according to direct measurement method with Data Acquisition which connected with Industrial Platinum Resistance Thermometer (IPRT).

The temperature scale used was based on ITS-90.

Condition of this result of calibration

1. Reference standard instrument-

Instrument	Serial No.	Cert. No.	Traceable	Due Date
1) Data Acquisition	MY49001451	23LM27	TPA	25 Feb 2024

2. This certificate is valid only to the item calibrated on date and place of calibration.

3. This certification is traceable to the International System of Unit.

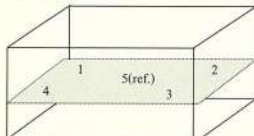
Remark : TPA : Technology Promotion Association (Thailand - Japan)

Result of Calibration :- (*) Without Adjustment

Function of UUC* : Temperature Source

Heat transfer medium used : Water

	Environmental		AC Voltage Supply
	(°C)	(%R.H.)	(Volt)
Beginning of Calibration	24	54	221
Finished of Calibration	26	55	220



Front

Position :	Ref. Std. ID No.:
1	N37P301419
2	N37P300732
3	N37P301420
4	N37P301421
5(ref.)	N37P301425

เอกสารไม่ควบคุม



Equipment : Water Bath
Condition As-Received : Used Item
Reference : 2402-0232OC-3
Result of Calibration :- (*) Without Adjustment
Function of UUC* : Temperature Source
Cert. No.: 24TM30
Page : 3 of 3

Calibration point (°C)	UUC* Setting (°C)	UUC* Reading (°C)	Average* Standard Reading (°C)					Uncertainty (± °C)
			Position					
			1	2	3	4	5 (ref.)	
44.5	44.6	44.6	44.491	44.463	44.496	44.518	44.528	0.15

Calibration point (°C)	Uniformity (°C)	Stability (± °C)	Coverage Factor k
44.5	0.12	0.059	2

Average* : The average of 30 values in each position.

Uniformity : The maximum difference of measured temperatures at any sensors and the measured temperature at the reference location which are observed at the same time or at as close an observation time as possible to determine the temperature pattern or homogeneity within the chamber under steady-state conditions.

Stability : One-half of the greatest maximum difference of measured temperature at any one probe.

UUC* : Unit Under Calibration

Note : The reported uncertainty of measurement was included stability and excluded uniformity.

The reported uncertainty of measurement was based on a standard uncertainty multiplied by a coverage factor k, providing a level of confidence of approximately 95 %.

-00-

เอกสารไม่ควบคุม

Calibration Certificate

Certificate No.: 2403982-001-01
Client name: UNITED ANALYST AND ENGINEERING CONSULTANT CO.,LTD.
Address: 3 Soi Udomsuk 41, Sukhumvit Road,
Bangchack, Prakhonong, Bangkok 10260

Page 1 of 3

Equipment: Autoclave
Manufacturer: ALP
Model: CL-40L
Serial No.: 807298
ID No.: UAE.MIC.019/2560
Order No.: 2403982
Operation No.: 2403982-001
Date of Receipt: 7 August 2024
Date of Calibration: 7 August 2024

Calibrated by Mr. Manas Somsak Specialist
Approved by 
(Miss Preeyaporn Jaengkarnkit)
Vice President, Department of Laboratory Services
Responsible for the Technical Management Team

Date of Issue: 14 August 2024

The uncertainties are for a confidence probability of approximately 95 %.

This Certificate is issued in accordance with the conditions of accreditation granted by the Thai Laboratory Accreditation scheme which has assessed the measurement capability of the laboratory and its traceability to recognized national standards and to the units of measurement realized at the corresponding national standards laboratory. This certificate may not be reproduced other than in full except with the prior written approval of the National Food Institute.

F-CS-009 Revision: 01 Date: 20-04-65



Calibration Report

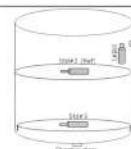
Certificate No.: 2403982-001-01
Equipment: Autoclave
Model: CL-40L Serial No.: 807298
Resolution: 1 °C ID No.: UAE.MIC.019/2560
Manufacturer: ALP

Date of Calibration: 7 August 2024

Calibration point: 121 °C

Calibration result:

Calibration Condition	Temperature (°C)	Relative Humidity (%)	Line Voltage (Volt)
Min	28.0	55	224
Max	30.0	65	226



SENSOR 1,2,3,5,6
SENSOR 1 is attached to the heat temperature probe, within 20 mm.
SENSOR 2 is in the upper part of the chamber.
SENSOR 3 is in the chamber door, within 100 mm.

Table 1 : Reporting of Temperature

Calibration Point (°C)	Measured Temperature (°C) @ Sensor No. (Sensor No.2 is REF)			Uncertainty ± (°C)
	Std.# 1	Std.# 2 (Ref)	Std.# 3	
121	122.43	122.44	122.44	0.65

Table 2 : Reporting of Characterization Result

UUC* Setting (°C)	UUC* Reading				Stability ± (°C)	Uniformity (°C)	Overall Variation (°C)
	Min (°C)	Max (°C)	Average (°C)	MPa			
122	122	122	122	0.11	0.065	0.031	0.14

Note

The quoted uncertainty include " Stability " and " Loading effect (20% of Uniformity)" .

UUC* = Unit Under Calibration

Stability = One-half of the greatest maximum difference of measured temperatures at any one sensors, for at least half an hour after reaching steady state.

Uniformity = The maximum difference of measured temperatures at any sensors and the measured temperature at the reference location which are observed at the same time.

Overall Variation = The difference of the maximum and minimum measured temperatures throughout observation time.

The report uncertainty of measurement was based on standard uncertainty multiplied by coverage factor k= 2, providing a level of confidence of approximately 95 %.

----- End -----

F-CS-012 Revision: 01 Date: 20-04-65



Calibration Report

Certificate No.: 2403982-001-01
Equipment: Autoclave
Model: CL-40L Serial No.: 807298
Resolution: 1 °C ID No.: UAE.MIC.019/2560
Manufacturer: ALP
Date of Calibration: 7 August 2024

Page 2 of 3

Location: MICROBIOLOGY LABORATORY (301), UNITED ANALYST AND ENGINEERING CONSULTANT CO., LTD.
Environment Condition: Ambient Temperature (29 ± 1) °C
Relative Humidity (60 ± 5) %
Line Voltage (225 ± 1) Volt

Condition of this results of Calibration:

- This instrument was calibrated by insert 3 standard Data loggers with RTD into its autoclave and calibration according to W-TE-018 based on BS 2646-1:2021, Autoclaves for sterilization in laboratories
Part 1: Design, construction, safety and performance - Specification.
- The temperature scale used was based on ITS - 90.
- All data show below were final values and the initial data may be obtained upon request.
- Reference Standard Instrument :

Instrument	Model	Serial No.	Certificate No.	Due Date	Through
Digital Thermometer with RTD (Data Logger)	OM-CP-HITEMP-140	Q88555	TE 670230-01	25-Feb-25	NATIONAL FOOD INSTITUTE
	OM-CP-HITEMP-140	R55951	TE 670231-01	25-Feb-25	NATIONAL FOOD INSTITUTE
	OM-CP-HITEMP-140	R56916	TE 670232-01	25-Feb-25	NATIONAL FOOD INSTITUTE

- This certificate is traceable to International System of Units (SI Units).
- This certificate was certified only for the instrument we calibrated.
- This result of calibration was found accurate as shown on date and place of calibration only.
- This standard does not apply to sterilizers or disinfectors used for medical, dental, pharmaceutical.
- Condition of Calibrated item : Good
UUC Description : Setting program function sterilization : STERILIZE/NORMAL
Time of sterilization 15 Minute At 121 °C

- Result of Calibration : ☒ Without adjustment
☐ After adjustment

14 Aug. 2024

F-CS-012 Revision: 01 Date: 20-04-65

2008 ปะชาดไทย 36 หมู่ 5 ตำบลบางพลีใหญ่ อำเภอบางพลี จังหวัดสมุทรปราการ 10700
2008 Soi 36, Aun Amarn Road, Bang Yi Khan Subdistrict, Bang Phli District, Bangkok 10700, Thailand
Tel : +66(0) 2422 8668 Fax : +66(0) 2422 8545

เอกสารไม่ควรถูก
nfi.th

Calibration Certificate

Certificate No.: 2402281-001-01
Client name: UNITED ANALYST AND ENGINEERING CONSULTANT CO., LTD.
Address: 3 Soi Udomsuk 41, Sukhumvit Road,
Bangchack, Prakhnong, Bangkok 10260

Page 1 of 3

Equipment: Autoclave
Manufacturer: ALP
Model: CL-40L
Serial No.: 808763
ID No.: UAE.MIC.026/2563
Order No.: 2402281
Operation No.: 2402281-001
Date of Receipt: 2 April 2024
Date of Calibration: 2 April 2024

Calibrated by Mr.Jerawut Prapawuttipong Scientist
Approved by (Mr.Pheraphat Tuanjit)
Manager, Division of Calibration Laboratory
Responsible for the Technical Management Team
Date of Issue: 9 April 2024

The uncertainties are for a confidence probability of approximately 95 %.
This Certificate is issued in accordance with the conditions of accreditation granted by the Thai Laboratory Accreditation scheme which has assessed the measurement capability of the laboratory and its traceability to recognized national standards and to the units of measurement realized at the corresponding national standards laboratory. This certificate may not be reproduced other than in full except with the prior written approval of the National Food Institute.

F-CS-009 Revision: 01 Date: 20-04-65

2008 ปะชาดไทย 36 หมู่ 5 ตำบลบางพลีใหญ่ อำเภอบางพลี จังหวัดสมุทรปราการ 10700
2008 Soi 36, Aun Amarn Road, Bang Yi Khan Subdistrict, Bang Phli District, Bangkok 10700, Thailand
Tel : +66(0) 2422 8668 Fax : +66(0) 2422 8545

เอกสารไม่ควรถูก
nfi.th

Calibration Report

Certificate No.: 2402281-001-01
Equipment: Autoclave
Model: CL-40L Serial No.: 808763
Resolution: 0.1 °C ID No.: UAE.MIC.026/2563
Manufacturer: ALP
Date of Calibration: 2 April 2024

Page 2 of 3

Location: LABORATORY, UNITED ANALYST AND ENGINEERING CONSULTANT CO., LTD.
Environment Condition: Ambient Temperature (25 ± 1) °C
Relative Humidity (55 ± 7) %
Line Voltage (225 ± 5) Volt

Condition of this results of Calibration:

- This instrument was calibrated by insert 3 standard temperature recorder with RTD into its autoclave and calibration according to W-TE-018 based on BS 2646-1:2021 : Autoclaves for sterilization in laboratories Design, construction, safety and performance Specification.
- The temperature scale used was based on ITS - 90 .
- All data show below were final values and the initial data may be obtained upon request.
- Reference Standard Instrument :

Instrument	Model	Serial No.	Certificate No.	Due Date	Through
Digital Thermometer with RTD (Data Logger)	HiTemp140-2	R54918	TE 660383-01	8 April 2024	NATIONAL FOOD INSTITUTE
	HiTemp140-2	S25601	TE 670033-01	9 November 2024	MADGETECH INC.
	HiTemp140-2	S25602	TE 670034-01	9 November 2024	MADGETECH INC.

- This certificate is traceable to International System of Units (SI Units).
- This certificate was certified only for the instrument we calibrated.
- This result of calibration was found accurate as shown on date and place of calibration only.
- This standard does not apply to sterilizers or disinfectors used for medical, dental, pharmaceutical.
- Condition of Calibrated item : Good
UUC Description : Setting program function sterilization : STERILIZE/NORMAL
Time of sterilization 15 Minute At 115.0 and 121.0 °C

- Result of Calibration : ☒ Without adjustment
☐ After adjustment

F-CS-012 Revision: 01 Date: 20-04-65

2008 ปะชาดไทย 36 หมู่ 5 ตำบลบางพลีใหญ่ อำเภอบางพลี จังหวัดสมุทรปราการ 10700
2008 Soi 36, Aun Amarn Road, Bang Yi Khan Subdistrict, Bang Phli District, Bangkok 10700, Thailand
Tel : +66(0) 2422 8668 Fax : +66(0) 2422 8545

เอกสารไม่ควรถูก
nfi.th

Calibration Report

Certificate No.: 2402281-001-01
Equipment: Autoclave
Model: CL-40L Serial No.: 808763
Resolution: 0.1 °C ID No.: UAE.MIC.026/2563
Manufacturer: ALP
Date of Calibration: 2 April 2024

Page 3 of 3

Calibration point: 115.0 and 121.0 °C

Calibration result:

Calibration Condition	Temperature (°C)	Relative Humidity (%)	Line Voltage (Volt)
Min	24.4	48.6	220
Max	25.5	62.1	230

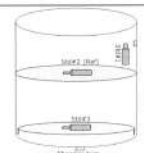


Table1 : Reporting of Temperature

Calibration Point (°C)	Measured Temperature (°C) @ Sensor No. (Sensor No.2 is REF)			Uncertainty ± (°C)
	Std.# 1	Std.# 2 (Ref)	Std.# 3	
115.0	115.28	115.35	115.38	0.64
121.0	121.28	121.36	121.37	0.64

Table 2 : Reporting of Characterization Result

UUC* Setting (°C)	UUC* Reading				Stability ± (°C)	Uniformity (°C)	Overall Variation (°C)
	Min (°C)	Max (°C)	Average (°C)	MPA			
115.0	115.0	115.1	115.0	0.08	0.19	0.13	0.48
121.0	121.0	121.1	121.0	0.12	0.17	0.10	0.38

Note

The quoted uncertainty include " Stability " and " Loading effect (20% of Uniformity)"
UUC* = Unit Under Calibration
Stability = One-half of the greatest maximum difference of measured temperatures at any one sensors, for at least half an hour after reaching steady state.
Uniformity = The maximum difference of measured temperatures at any sensors and the measured temperature at the reference location which are observed at the same time.
Overall Variation = The difference of the maximum and minimum measured temperatures throughout observation time.
The report uncertainty of measurement was based on standard uncertainty multiplied by coverage factor k = 2, providing a level of confidence of approximately 95 %.

***** End *****

F-CS-012 Revision: 01 Date: 20-04-65

2008 ปะชาดไทย 36 หมู่ 5 ตำบลบางพลีใหญ่ อำเภอบางพลี จังหวัดสมุทรปราการ 10700
2008 Soi 36, Aun Amarn Road, Bang Yi Khan Subdistrict, Bang Phli District, Bangkok 10700, Thailand
Tel : +66(0) 2422 8668 Fax : +66(0) 2422 8545

เอกสารไม่ควรถูก
nfi.th

Calibration Certificate

Certificate No.: 2402419-001-01
Client name: UNITED ANALYST AND ENGINEERING CONSULTANT CO., LTD.
Address: 3 Soi Udomsuk 41, Sukhumvit Road,
Bangchack, Prakhonong, Bangkok 10260

Page 1 of 3

Equipment: Electronic Balance

Manufacturer: OHAUS

Model: PX623

Serial No.: C236754745

ID No.: UAE.MIC.055/2565

Order No.: 2402419

Operation No.: 2402419-001

Date of Receipt: 19 April 2024

Date of Calibration: 19 April 2024

Calibrated by Mr.Pheraphat Tuanjit
Scientist

Approved by *P. Jaengkharnkit*
(Miss Preeyaporn Jaengkharnkit)
Vice President, Department of Laboratory Services
Responsible for the Technical Management Team

Date of Issue: 23 April 2024

The uncertainties are for a confidence probability of approximately 95%

This Certificate is issued in accordance with the conditions of accreditation granted by the Thai Laboratory Accreditation Scheme which has assessed the measurement capability of the laboratory and its traceability to recognized national standards and to the units of measurement realized at the corresponding national standards laboratory. This certificate may not be reproduced other than in full, except with the prior written approval of the National Food Institute.

F-CS-009 Revision: 01 Date: 20-04-65

Calibration Report

Certificate No.: 2402419-001-01
Equipment: Electronic Balance
Model: PX623
Serial No.: C236754745
Capacity: 620 g
Manufacturer: OHAUS
Resolution: 0.001 g
ID No.: UAE.MIC.055/2565

Page 2 of 3

Date of Calibration: 19 April 2024
Environment Condition: Ambient Temperature: 26.0 ± 0.3 °C Relative Humidity: 57 ± 8.4 %

Place of Calibration: Room 301, UNITED ANALYST AND ENGINEERING CONSULTANT CO., LTD.

Condition of Equipment: Good Condition

Condition of This Results of Calibration:

1. Calibration Method: NFI Method W-MA-001 In-House Method based on UKAS Lab 14 : 2019

2. Reference Standards:

Reference Standard Model Serial No. Calibrated By Certificate No. Due Date
Standard Weight Class E2 1-500g 15882 TCS M23111825 28 November 2024

Instrument Model Serial No. Calibrated By Certificate No. Due Date
Thermo-Hygro Meter 608-H1 NFI.BTH 019/23 Quality Return QR24-0492 4 March 2025

3. This certification is traceable to SI UNIT

4. This certificate was certified only for the instrument we calibrated.

5. This result of calibration was found accurate as shown on date and place of calibration only.

Calibration Results:

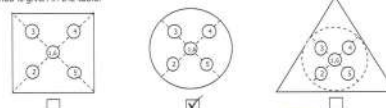
1. Repeatability of Reading:

Nominal Value (g)	Standard Deviation of Reading (g)
300	0.00067
600	0.0010

2. Off-Center Error:

A mass of 200 g was placed and moved to various position on pan.

The balance reading obtained is given in the table.



1	2	3	4	5	6	(Maximum Difference)
(g)	(g)	(g)	(g)	(g)	(g)	(g)
200.000	200.002	200.001	199.999	200.000	200.000	0.002

F-CS-012 Revision: 01 Date: 20-04-65



Calibration Report

Certificate No.: 2402419-001-01
Equipment: Electronic Balance
Model: PX623
Serial No.: C236754745
Capacity: 620 g
Manufacturer: OHAUS
Resolution: 0.001 g
ID No.: UAE.MIC.055/2565

Page 3 of 3

Date of Calibration: 19 April 2024

Calibration Results: (Continued)

Calibration Range: 0-600 g

Calibration Adjustment: Internal Calibration

3. Departure from Nominal Value:

Nominal Value (g)	Standard Value (g)	Average Reading (g)	Correction (g)	Uncertainty (± g)	Coverage Factor k
Unloaded	0.0000	0.000	0.000	0.00093	2.00
1	1.0000	1.000	0.000	0.00093	2.00
5	5.0000	5.000	0.000	0.00093	2.00
10	10.0000	10.000	0.000	0.00093	2.00
20	20.0000	20.000	0.000	0.00093	2.00
50	50.0000	50.001	-0.001	0.00093	2.00
100	100.0000	100.001	-0.001	0.00094	2.00
200	200.0000	200.001	-0.001	0.0011	2.00
300	300.0000	300.003	-0.003	0.0011	2.00
400	400.0000	400.003	-0.003	0.0012	2.00
500	500.0000	500.003	-0.003	0.0013	2.00
600	600.0000	600.002	-0.002	0.0014	2.00

The reported uncertainty of measurement was based on a standard uncertainty multiplied by a coverage factor k, providing a level of confidence of approximately 95 %.

----- End -----

F-CS-012 Revision: 01 Date: 20-04-65



ภาคผนวก ช

หนังสืออนุญาตขึ้นทะเบียนห้องปฏิบัติการวิเคราะห์เอกชน



ที่ อก ๐๓๑๐(๑)/ ๕๓ ๓๕

กรมโรงงานอุตสาหกรรม
ถนนพระรามที่ ๖ แขวงทุ่งพญาไท
เขตราชเทวี กรุงเทพฯ ๑๐๕๐๐

๐๓ พฤษภาคม ๒๕๖๗

เรื่อง เปลี่ยนแปลงบุคลากร สारมลพิษที่วิเคราะห์และเอกสารอ้างอิงวิธีวิเคราะห์สารมลพิษ

เรียน กรรมการผู้จัดการ บริษัท ยูโนเด็ค แอนนาลิสต์ แอนด์ เอ็นจิเนียริง คอนซัลแตนท์ จำกัด

อ้างถึง ๑. คำขอขึ้นทะเบียน/ต่ออายุ/เปลี่ยนแปลงบุคลากร และชนิดสารมลพิษของห้องปฏิบัติการวิเคราะห์เอกชน
ลงวันที่ ๕ มีนาคม ๒๕๖๗

๒. คำขอขึ้นทะเบียน/ต่ออายุ/เปลี่ยนแปลงบุคลากร และชนิดสารมลพิษของห้องปฏิบัติการวิเคราะห์เอกชน
ลงวันที่ ๑๒ มีนาคม ๒๕๖๗

สิ่งที่ส่งมาด้วย เอกสารแนบท้ายหนังสือเปลี่ยนแปลงบุคลากร สारมลพิษที่วิเคราะห์และเอกสารอ้างอิง
วิธีวิเคราะห์สารมลพิษ บริษัท ยูโนเด็ค แอนนาลิสต์ แอนด์ เอ็นจิเนียริง คอนซัลแตนท์ จำกัด
จำนวน ๑๙ แผ่น

ตามคำขอที่อ้างถึง ๑ และ ๒ บริษัท ยูโนเด็ค แอนนาลิสต์ แอนด์ เอ็นจิเนียริง คอนซัลแตนท์ จำกัด
ห้องปฏิบัติการวิเคราะห์เอกชน เลขทะเบียน ๖-๑๕๕ สถานที่ตั้งเลขที่ ๓ ซอยอุดมสุข ๔๑ ถนนสุขุมวิท แขวงบางจาก
เขตพระโขนง กรุงเทพมหานคร ขอเปลี่ยนแปลงบุคลากร สारมลพิษที่วิเคราะห์และเอกสารอ้างอิงวิธีวิเคราะห์
สารมลพิษ ความละเอียดแจ้งแล้ว นั้น

กรมโรงงานอุตสาหกรรมพิจารณาแล้ว มีความเห็นให้เปลี่ยนแปลงดังนี้

๑. ให้ยกเลิกเจ้าหน้าที่ประจำห้องปฏิบัติการวิเคราะห์ จำนวน ๒ ราย

๑) นางสาววิฑิตา ฝ่ายสิงห์ ทะเบียนเลขที่ ๖-๑๕๕-จ-๐๑๕๓
๒) นายนันทพล สุขี่ ทะเบียนเลขที่ ๖-๑๕๕-จ-๐๑๕๕

๒. ให้เพิ่มผู้ควบคุมห้องปฏิบัติการวิเคราะห์เอกชน จำนวน ๑ ราย

นางสาวสริน ไชยเชษฐ์พิพัฒกุล ทะเบียนเลขที่ ๖-๑๕๕-ก-๐๐๕๓

๓. ให้เพิ่มเจ้าหน้าที่ห้องปฏิบัติการวิเคราะห์เอกชน จำนวน ๒๗ ราย

๑) นางสาวนนท์ทิศา กลิ่นหนู ทะเบียนเลขที่ ๖-๑๕๕-จ-๐๑๕๘
๒) นายนันทวัฒน์ หันประโยชน์ ทะเบียนเลขที่ ๖-๑๕๕-จ-๐๑๕๙
๓) นางสาวปิติยา ชูเชิดเชื้อ ทะเบียนเลขที่ ๖-๑๕๕-จ-๐๑๖๐
๔) นางสาวลัดดาวัลย์ โพธิ์พันธ์ ทะเบียนเลขที่ ๖-๑๕๕-จ-๐๑๖๑
๕) นายอาทิตย์ ตาภา ทะเบียนเลขที่ ๖-๑๕๕-จ-๐๑๖๒
๖) นางสาวบุญยาร บุญถนอมศรี ทะเบียนเลขที่ ๖-๑๕๕-จ-๐๑๖๓
๗) นางสาวพัชราวรรณ จันธิบุตร ทะเบียนเลขที่ ๖-๑๕๕-จ-๐๑๖๔
๘) นางสาวนฤกร ไช้บ้านกวน ทะเบียนเลขที่ ๖-๑๕๕-จ-๐๑๖๕
๙) นางสาวนรินทร์ รินทรราช ทะเบียนเลขที่ ๖-๑๕๕-จ-๐๑๖๖
๑๐) นางสาวพัชรินทร์ แพรกทอง ทะเบียนเลขที่ ๖-๑๕๕-จ-๐๑๖๗
๑๑) นายธิดีศักดิ์ ภูผิวขาว ทะเบียนเลขที่ ๖-๑๕๕-จ-๐๑๖๘

UAE
UNITED ANALYST AND ENGINEERING
CONSULTANT COMPANY LIMITED
ดำเนินการถูกต้อง

๑๒) นางสาวปวีณา...

- ๒ -

๑๒) นางสาวปวีณา แคนชนน ทะเบียนเลขที่ ๖-๑๕๕-จ-๐๑๖๙
๑๓) นางสาวนันทิศา พรหมกวด ทะเบียนเลขที่ ๖-๑๕๕-จ-๐๑๗๐
๑๔) นางสาวกรรณิกา ทองด้วง ทะเบียนเลขที่ ๖-๑๕๕-จ-๐๑๗๑
๑๕) นางสาวกมลชนก ปูนคำ ทะเบียนเลขที่ ๖-๑๕๕-จ-๐๑๗๒
๑๖) นายณัฐชัย จูแสง ทะเบียนเลขที่ ๖-๑๕๕-จ-๐๑๗๓
๑๗) นางสาวปาริฉัตร ทองใบ ทะเบียนเลขที่ ๖-๑๕๕-จ-๐๑๗๔
๑๘) นางสาวสุกัสน์ สันโคข ทะเบียนเลขที่ ๖-๑๕๕-จ-๐๑๗๕
๑๙) นายชัยวัฒน์ จันละคร ทะเบียนเลขที่ ๖-๑๕๕-จ-๐๑๗๖
๒๐) นางสาวสุพัตรา วรดี ทะเบียนเลขที่ ๖-๑๕๕-จ-๐๑๗๗
๒๑) นางสาวกัญญา สิงห์แก้ว ทะเบียนเลขที่ ๖-๑๕๕-จ-๐๑๗๘
๒๒) นางสาวกัญญา นันทะระไท ทะเบียนเลขที่ ๖-๑๕๕-จ-๐๑๗๙
๒๓) นางสาวกัญญาณิศา แซ่มเล็ก ทะเบียนเลขที่ ๖-๑๕๕-จ-๐๑๘๐
๒๔) นายธนากร เชื้อมาก ทะเบียนเลขที่ ๖-๑๕๕-จ-๐๑๘๑
๒๕) นางสาวรชยา ปรีดี ทะเบียนเลขที่ ๖-๑๕๕-จ-๐๑๘๒
๒๖) นางสาวธนกร และกระไท ทะเบียนเลขที่ ๖-๑๕๕-จ-๐๑๘๓
๒๗) นางสาวอารีนา มะติเยะ ทะเบียนเลขที่ ๖-๑๕๕-จ-๐๑๘๔

๔. ให้ยกเลิกขอบข่ายรายการสารมลพิษในน้ำเสีย น้ำใต้ดิน และสิ่งปฏิกูลหรือวัสดุที่ไม่ใช้แล้ว
ตามรายการเอกสารแนบท้ายหนังสือต่ออายุรับขึ้นทะเบียนห้องปฏิบัติการวิเคราะห์เอกชน ที่ อก ๐๓๑๐(๑)/
๑๘๗๙ ลงวันที่ ๙ กุมภาพันธ์ ๒๕๖๕

๕. ให้วิเคราะห์สารมลพิษตามขอบข่ายที่ได้รับขึ้นทะเบียนให้วิเคราะห์ในน้ำ น้ำเสีย น้ำใต้ดิน
และสิ่งปฏิกูลหรือวัสดุที่ไม่ใช้แล้ว ตามเอกสารแนบท้ายหนังสือเปลี่ยนแปลงบุคลากร สारมลพิษที่วิเคราะห์และ
เอกสารอ้างอิงวิธีวิเคราะห์สารมลพิษ ดังสิ่งที่ส่งมาด้วย

อนึ่ง หนังสือฉบับนี้จะหมดอายุพร้อมหนังสือต่ออายุรับขึ้นทะเบียนห้องปฏิบัติการวิเคราะห์เอกชน
ในวันที่ ๒ กุมภาพันธ์ ๒๕๖๘

จึงเรียนมาเพื่อทราบ

ขอแสดงความนับถือ

(นายพริต ชัยชัยชุก)
รองอธิบดี ปฏิบัติราชการแทน
อธิบดีกรมโรงงานอุตสาหกรรม

กองวิจัยและเตือนภัยมลพิษโรงงาน
กลุ่มมาตรฐานวิธีการวิเคราะห์ทดสอบมลพิษและทะเบียนห้องปฏิบัติการ
โทร. ๐ ๒๕๓๐ ๖๓๑๒ ต่อ ๒๐๓๕-๕
โทรสาร ๐ ๒๕๓๐ ๖๓๑๒ ต่อ ๒๐๓๕
ไปรษณีย์อิเล็กทรอนิกส์ saraban@diw.mail.go.th

UAE
UNITED ANALYST AND ENGINEERING
CONSULTANT COMPANY LIMITED

ดำเนินการถูกต้อง



"อุตสาหกรรมก้าวไกล ประเทศไทยก้าวหน้า ร่วมกันพัฒนา อุตสาหกรรมสีเขียว"



เอกสารแนบท้ายหนังสือเปลี่ยนแปลงบุคลากร สารมลพิษที่วิเคราะห์และเอกสารอ้างอิงวิธีวิเคราะห์สารมลพิษ
บริษัท ยูนิเทค แอนาไลติกส์ แอนด์ เอ็นจิเนียริง คอนซัลแตนท์ จำกัด เลขทะเบียน ๖-๑๔๕
ที่ อก ๐๓๑๐(๑)/ ๕๓๓๕ 1 ลงวันที่ ๐๓ พฤษภาคม ๒๕๖๗

ขอขยายสารมลพิษที่ได้รับขึ้นทะเบียนจากกรมโรงงานอุตสาหกรรม จำนวน ๒๐๗ รายการ

น้ำ/น้ำเสีย จำนวน 46 รายการ

ลำดับ	สารมลพิษ	วิธีวิเคราะห์
1	Aldrin	Liquid-Liquid Extraction, Gas Chromatographic Method ^[3]
2	Arsenic	1) Digestion, Hydride Generation/Atomic Absorption Spectrometric Method ^[3] 2) Digestion, Inductively Coupled Plasma Method ^[3]
3	Barium	Digestion, Inductively Coupled Plasma Method ^[3]
4	α-BHC	Liquid-Liquid Extraction, Gas Chromatographic Method ^[3]
5	β-BHC	Liquid-Liquid Extraction, Gas Chromatographic Method ^[3]
6	δ-BHC	Liquid-Liquid Extraction, Gas Chromatographic Method ^[3]
7	γ-BHC	Liquid-Liquid Extraction, Gas Chromatographic Method ^[3]
8	Biochemical Oxygen Demand	1) 5-Day BOD Test, Azide Modification Method ^[3] 2) 5-Day BOD Test, Membrane Electrode Method ^[3]
9	Cadmium	1) Digestion, Direct Air-Acetylene Flame Method ^[3] 2) Digestion, Electrothermal Atomic Absorption Spectrometric Method ^[3] 3) Digestion, Inductively Coupled Plasma Method ^[3]
10	Chemical Oxygen Demand	1) Closed Reflux, Titrimetric Method ^[3] 2) Closed Reflux, Colorimetric Method ^[3] 3) Open Reflux, Titrimetric Method ^[3]
11	Chlordane	Liquid-Liquid Extraction, Gas Chromatographic Method ^[3]
12	Chromium	1) Digestion, Direct Air-Acetylene Flame Method ^[3] 2) Digestion, Electrothermal Atomic Absorption Spectrometric Method ^[3] 3) Digestion, Inductively Coupled Plasma Method ^[3]
13	Color	ADMI Weighted-Ordinate Spectrophotometric Method ^[3]
14	Copper	1) Digestion, Direct Air-Acetylene Flame Method ^[3] 2) Digestion, Electrothermal Atomic Absorption Spectrometric Method ^[3] 3) Digestion, Inductively Coupled Plasma Method ^[3]
15	Cyanide	1) Distillation, Colorimetric Method ^[3] 2) Flow Injection Analysis Method ^[3]
16	o,p'-DDT	Liquid-Liquid Extraction, Gas Chromatographic Method ^[3]

- ๒ -

ลำดับ	สารมลพิษ	วิธีวิเคราะห์
17	4,4'-DDD	Liquid-Liquid Extraction, Gas Chromatographic Method ^[3]
18	4,4'-DDE	Liquid-Liquid Extraction, Gas Chromatographic Method ^[3]
19	4,4'-DDT	Liquid-Liquid Extraction, Gas Chromatographic Method ^[3]
20	Dieldrin	Liquid-Liquid Extraction, Gas Chromatographic Method ^[3]
21	Endosulfan I	Liquid-Liquid Extraction, Gas Chromatographic Method ^[3]
22	Endosulfan II	Liquid-Liquid Extraction, Gas Chromatographic Method ^[3]
23	Endosulfan sulfate	Liquid-Liquid Extraction, Gas Chromatographic Method ^[3]
24	Endrin	Liquid-Liquid Extraction, Gas Chromatographic Method ^[3]
25	Endrin aldehyde	Liquid-Liquid Extraction, Gas Chromatographic Method ^[3]
26	Formaldehyde	Distillation, Colorimetric Method ^[2]
27	Free Chlorine	1) Iodometric Method ^[3] 2) DPD Ferrous Titrimetric Method ^[3]
28	Heptachlor	Liquid-Liquid Extraction, Gas Chromatographic Method ^[3]
29	Heptachlor Epoxide	Liquid-Liquid Extraction, Gas Chromatographic Method ^[3]
30	Hexavalent Chromium	1) Colorimetric Method ^[3] 2) Extraction, Direct Air-Acetylene Flame Method ^[3]
31	Lead	1) Digestion, Direct Air-Acetylene Flame Method ^[3] 2) Digestion, Electrothermal Atomic Absorption Spectrometric Method ^[3] 3) Digestion, Inductively Coupled Plasma Method ^[3]
32	Manganese	1) Digestion, Direct Air-Acetylene Flame Method ^[3] 2) Digestion, Electrothermal Atomic Absorption Spectrometric Method ^[3] 3) Digestion, Inductively Coupled Plasma Method ^[3]
33	Mercury	Digestion, Cold-Vapor Atomic Absorption Spectrometric Method ^[3]
34	Methoxychlor	Liquid-Liquid Extraction, Gas Chromatographic Method ^[3]
35	Nickel	1) Digestion, Direct Air-Acetylene Flame Method ^[3] 2) Digestion, Electrothermal Atomic Absorption Spectrometric Method ^[3] 3) Digestion, Inductively Coupled Plasma Method ^[3]
36	Oil & Grease	1) Liquid-Liquid Partition-Gravimetric Method ^[3] 2) Soxhlet Extraction Method ^[3]
37	pH	Electrometric Method ^[3]

17 4,4'-DDD...

38 Phenols...

ลำดับ	สารมลพิษ	วิธีวิเคราะห์
38	Phenols	1) Distillation, Chloroform Extraction Method ^[3] 2) Distillation, Direct Photometric Method ^[3]
39	Selenium	1) Digestion, Hydride Generation/Atomic Absorption Spectrometric Method ^[3] 2) Digestion, Inductively Coupled Plasma Method ^[3]
40	Sulfide	1) Iodometric Method ^[3] 2) Methylene Blue Method ^[3]
41	Temperature	Laboratory and Field Methods ^[3]
42	Total Dissolved Solids	Dried at 180 °C ^[3]
43	Total Kjeldahl Nitrogen	Semi-Micro-Kjeldahl Method ^[3]
44	Total Suspended Solids	Dried from 103 to 105 °C ^[3]
45	Trivalent Chromium	1) Digestion, Direct Air-Acetylene Flame Method; Colorimetric Method; Calculation ^[3] 2) Digestion, Inductively Coupled Plasma Method; Colorimetric Method; Calculation ^[3]
46	Zinc	1) Digestion, Direct Air-Acetylene Flame Method ^[3] 2) Digestion, Electrothermal Atomic Absorption Spectrometric Method ^[3] 3) Digestion, Inductively Coupled Plasma Method ^[3]

น้ำใต้ดิน จำนวน 126 รายการ

ลำดับ	สารมลพิษ	วิธีวิเคราะห์
1	Acenaphthene	1) Liquid-Liquid Extraction, Gas Chromatographic Method ^[3] 2) Liquid-Liquid Extraction, Gas Chromatographic/Mass Spectrometric Method ^[3]
2	Acetone	Purge and Trap Gas Chromatographic/Mass Spectrometric Method ^[3]
3	Aldrin	1) Liquid-Liquid Extraction, Gas Chromatographic Method ^[3] 2) Liquid-Liquid Extraction, Gas Chromatographic/Mass Spectrometric Method ^[3]
4	Anthracene	1) Liquid-Liquid Extraction, Gas Chromatographic Method ^[3] 2) Liquid-Liquid Extraction, Gas Chromatographic/Mass Spectrometric Method ^[3]

5 Antimony...

ลำดับ	สารมลพิษ	วิธีวิเคราะห์
5	Antimony	Digestion, Inductively Coupled Plasma Method ^[3]
6	Arsenic	1) Digestion, Hydride Generation/Atomic Absorption Spectrometric Method ^[3] 2) Digestion, Inductively Coupled Plasma Method ^[3]
7	Atrazine	Liquid-Liquid Extraction, Gas Chromatographic/Mass Spectrometric Method ^[3]
8	Barium	1) Digestion, Electrothermal Atomic Absorption Spectrometric Method ^[3] 2) Digestion, Inductively Coupled Plasma Method ^[3]
9	Benz(a)anthracene	1) Liquid-Liquid Extraction, Gas Chromatographic Method ^[3] 2) Liquid-Liquid Extraction, Gas Chromatographic/Mass Spectrometric Method ^[3]
10	Benzene	Purge and Trap Gas Chromatographic/Mass Spectrometric Method ^[3]
11	Benzo(b)fluoranthene	1) Liquid-Liquid Extraction, Gas Chromatographic Method ^[3] 2) Liquid-Liquid Extraction, Gas Chromatographic/Mass Spectrometric Method ^[3]
12	Benzo(k)fluoranthene	1) Liquid-Liquid Extraction, Gas Chromatographic Method ^[3] 2) Liquid-Liquid Extraction, Gas Chromatographic/Mass Spectrometric Method ^[3]
13	Benzoic acid	Liquid-Liquid Extraction, Gas Chromatographic/Mass Spectrometric Method ^[3]
14	Benzo(a)pyrene	1) Liquid-Liquid Extraction, Gas Chromatographic Method ^[3] 2) Liquid-Liquid Extraction, Gas Chromatographic/Mass Spectrometric Method ^[3]
15	Benzo(g,h,i)perylene	1) Liquid-Liquid Extraction, Gas Chromatographic Method ^[3] 2) Liquid-Liquid Extraction, Gas Chromatographic/Mass Spectrometric Method ^[3]
16	Beryllium	Digestion, Inductively Coupled Plasma Method ^[3]
17	Bis(2-chloroethyl)ether	Liquid-Liquid Extraction, Gas Chromatographic/Mass Spectrometric Method ^[3]
18	Bis(2-ethylhexyl)phthalate	Liquid-Liquid Extraction, Gas Chromatographic/Mass Spectrometric Method ^[3]

19 Bromodichloromethane...

ลำดับ	สารมลพิษ	วิธีวิเคราะห์
19	Bromodichloromethane	Purge and Trap Gas Chromatographic/ Mass Spectrometric Method ^[3]
20	Bromoform	Purge and Trap Gas Chromatographic/ Mass Spectrometric Method ^[3]
21	Butanol	Purge and Trap Gas Chromatographic/ Mass Spectrometric Method ^[3]
22	Butyl benzyl phthalate	Liquid-Liquid Extraction, Gas Chromatographic/ Mass Spectrometric Method ^[3]
23	Cadmium	1) Digestion, Direct Air-Acetylene Flame Method ^[3] 2) Digestion, Electrothermal Atomic Absorption Spectrometric Method ^[3] 3) Digestion, Inductively Coupled Plasma Method ^[3]
24	Carbazole	Liquid-Liquid Extraction, Gas Chromatographic/ Mass Spectrometric Method ^[3]
25	Carbon disulfide	Purge and Trap Gas Chromatographic/ Mass Spectrometric Method ^[3]
26	Carbon tetrachloride	Purge and Trap Gas Chromatographic/ Mass Spectrometric Method ^[3]
27	Chlordane	1) Liquid-Liquid Extraction, Gas Chromatographic Method ^[3] 2) Liquid-Liquid Extraction, Gas Chromatographic/ Mass Spectrometric Method ^[3]
28	p-Chloroaniline	Liquid-Liquid Extraction, Gas Chromatographic/ Mass Spectrometric Method ^[3]
29	Chlorobenzene	Purge and Trap Gas Chromatographic/ Mass Spectrometric Method ^[3]
30	Chlorodibromomethane	Purge and Trap Gas Chromatographic/ Mass Spectrometric Method ^[3]
31	Chloroform	Purge and Trap Gas Chromatographic/ Mass Spectrometric Method ^[3]
32	2-Chlorophenol	Liquid-Liquid Extraction, Gas Chromatographic/ Mass Spectrometric Method ^[3]
33	Chromium	1) Digestion, Direct Air-Acetylene Flame Method ^[3] 2) Digestion, Electrothermal Atomic Absorption Spectrometric Method ^[3] 3) Digestion, Inductively Coupled Plasma Method ^[3]

34 Chromium (III)...

ลำดับ	สารมลพิษ	วิธีวิเคราะห์
34	Chromium (III)	1) Digestion, Direct Air-Acetylene Flame Method; Colorimetric Method; Calculation ^[3] 2) Digestion, Inductively Coupled Plasma Method; Colorimetric Method; Calculation ^[3]
35	Chromium (VI)	1) Colorimetric Method ^[3] 2) Extraction, Air-Acetylene Flame Method ^[3]
36	Chrysene	1) Liquid-Liquid Extraction, Gas Chromatographic Method ^[3] 2) Liquid-Liquid Extraction, Gas Chromatographic/ Mass Spectrometric Method ^[3]
37	Cyanide	Distillation, Colorimetric Method ^[3]
38	2,4-D	Liquid-Liquid Extraction, Gas Chromatographic Method ^[3]
39	DDD	1) Liquid-Liquid Extraction, Gas Chromatographic Method ^[3] 2) Liquid-Liquid Extraction, Gas Chromatographic/ Mass Spectrometric Method ^[3]
40	DDE	1) Liquid-Liquid Extraction, Gas Chromatographic Method ^[3] 2) Liquid-Liquid Extraction, Gas Chromatographic/ Mass Spectrometric Method ^[3]
41	DDT	1) Liquid-Liquid Extraction, Gas Chromatographic Method ^[3] 2) Liquid-Liquid Extraction, Gas Chromatographic/ Mass Spectrometric Method ^[3]
42	Dibenz(a,h)anthracene	1) Liquid-Liquid Extraction, Gas Chromatographic Method ^[3] 2) Liquid-Liquid Extraction, Gas Chromatographic/ Mass Spectrometric Method ^[3]
43	Di-n-butyl phthalate	Liquid-Liquid Extraction, Gas Chromatographic/ Mass Spectrometric Method ^[3]
44	1,2-Dichlorobenzene	Purge and Trap Gas Chromatographic/ Mass Spectrometric Method ^[3]
45	1,3-Dichlorobenzene	Purge and Trap Gas Chromatographic/ Mass Spectrometric Method ^[3]
46	1,4-Dichlorobenzene	Purge and Trap Gas Chromatographic/ Mass Spectrometric Method ^[3]
47	3,3'-Dichlorobenzidine	Liquid-Liquid Extraction, Gas Chromatographic/ Mass Spectrometric Method ^[3]

48 1,1-Dichloroethane...

ลำดับ	สารมลพิษ	วิธีวิเคราะห์
48	1,1-Dichloroethane	Purge and Trap Gas Chromatographic/ Mass Spectrometric Method ^[3]
49	1,2-Dichloroethane	Purge and Trap Gas Chromatographic/ Mass Spectrometric Method ^[3]
50	1,1-Dichloroethylene	Purge and Trap Gas Chromatographic/ Mass Spectrometric Method ^[3]
51	cis-1,2-Dichloroethylene	Purge and Trap Gas Chromatographic/ Mass Spectrometric Method ^[3]
52	trans-1,2-Dichloroethylene	Purge and Trap Gas Chromatographic/ Mass Spectrometric Method ^[3]
53	2,4-Dichlorophenol	Liquid-Liquid Extraction, Gas Chromatographic/ Mass Spectrometric Method ^[3]
54	1,2-Dichloropropane	Purge and Trap Gas Chromatographic/ Mass Spectrometric Method ^[3]
55	1,3-Dichloropropane	Purge and Trap Gas Chromatographic/ Mass Spectrometric Method ^[3]
56	1,3-Dichloropropene	Purge and Trap Gas Chromatographic/ Mass Spectrometric Method ^[3]
57	Dieldrin	1) Liquid-Liquid Extraction, Gas Chromatographic Method ^[3] 2) Liquid-Liquid Extraction, Gas Chromatographic/ Mass Spectrometric Method ^[3]
58	Diethyl phthalate	Liquid-Liquid Extraction, Gas Chromatographic/ Mass Spectrometric Method ^[3]
59	2,4-Dimethylphenol	Liquid-Liquid Extraction, Gas Chromatographic/ Mass Spectrometric Method ^[3]
60	2,4-Dinitrophenol	Liquid-Liquid Extraction, Gas Chromatographic/ Mass Spectrometric Method ^[3]
61	2,4-Dinitrotoluene	Liquid-Liquid Extraction, Gas Chromatographic/ Mass Spectrometric Method ^[3]
62	2,6-Dinitrotoluene	Liquid-Liquid Extraction, Gas Chromatographic/ Mass Spectrometric Method ^[3]
63	Di n Octyl phthalate	Liquid-Liquid Extraction, Gas Chromatographic/ Mass Spectrometric Method ^[3]
64	Endosulfan	1) Liquid-Liquid Extraction, Gas Chromatographic Method ^[3] 2) Liquid-Liquid Extraction, Gas Chromatographic/ Mass Spectrometric Method ^[3]

รศ.ดร.กมล

65 Endrin...

ลำดับ	สารมลพิษ	วิธีวิเคราะห์
65	Endrin	1) Liquid-Liquid Extraction, Gas Chromatographic Method ^[3]
66	Ethylbenzene	2) Liquid-Liquid Extraction, Gas Chromatographic/ Mass Spectrometric Method ^[3] Purge and Trap Gas Chromatographic/ Mass Spectrometric Method ^[3]
67	Fluoranthene	1) Liquid-Liquid Extraction, Gas Chromatographic Method ^[3] 2) Liquid-Liquid Extraction, Gas Chromatographic/ Mass Spectrometric Method ^[3]
68	Fluorene	1) Liquid-Liquid Extraction, Gas Chromatographic Method ^[3] 2) Liquid-Liquid Extraction, Gas Chromatographic/ Mass Spectrometric Method ^[3]
69	Heptachlor	1) Liquid-Liquid Extraction, Gas Chromatographic Method ^[3] 2) Liquid-Liquid Extraction, Gas Chromatographic/ Mass Spectrometric Method ^[3]
70	Heptachlor epoxide	1) Liquid-Liquid Extraction, Gas Chromatographic Method ^[3] 2) Liquid-Liquid Extraction, Gas Chromatographic/ Mass Spectrometric Method ^[3]
71	Hexachlorobenzene	Liquid-Liquid Extraction, Gas Chromatographic/ Mass Spectrometric Method ^[3]
72	Hexachloro-1,3-butadiene	Purge and Trap Gas Chromatographic/ Mass Spectrometric Method ^[3]
73	n-Hexane	Purge and Trap Gas Chromatographic/ Mass Spectrometric Method ^[3]
74	α-HCH	1) Liquid-Liquid Extraction, Gas Chromatographic Method ^[3] 2) Liquid-Liquid Extraction, Gas Chromatographic/ Mass Spectrometric Method ^[3]
75	β-HCH	1) Liquid-Liquid Extraction, Gas Chromatographic Method ^[3] 2) Liquid-Liquid Extraction, Gas Chromatographic/ Mass Spectrometric Method ^[3]

รศ.ดร.กมล

76 γ-HCH...

ลำดับ	สารมลพิษ	วิธีวิเคราะห์
76	γ-HCH	1) Liquid-Liquid Extraction, Gas Chromatographic Method ^[3] 2) Liquid-Liquid Extraction, Gas Chromatographic/ Mass Spectrometric Method ^[3]
77	Hexachlorocyclopentadiene	Liquid-Liquid Extraction, Gas Chromatographic/ Mass Spectrometric Method ^[3]
78	Hexachloroethane	Liquid-Liquid Extraction, Gas Chromatographic/ Mass Spectrometric Method ^[3]
79	Indeno(1,2,3-cd)pyrene	Liquid-Liquid Extraction, Gas Chromatographic/ Mass Spectrometric Method ^[3]
80	Isophorone	Liquid-Liquid Extraction, Gas Chromatographic/ Mass Spectrometric Method ^[3]
81	Lead	1) Digestion, Direct Air-Acetylene Flame Method ^[3] 2) Digestion, Electrothermal Atomic Absorption Spectrometric Method ^[3] 3) Digestion, Inductively Coupled Plasma Method ^[3]
82	Manganese	1) Digestion, Direct Air-Acetylene Flame Method ^[3] 2) Digestion, Electrothermal Atomic Absorption Spectrometric Method ^[3] 3) Digestion, Inductively Coupled Plasma Method ^[3]
83	Mercury	Digestion, Cold-Vapor Atomic Absorption Spectrometric Method ^[3]
84	Methanol	Purge and Trap Gas Chromatographic/ Mass Spectrometric Method ^[3]
85	Methoxychlor	Liquid-Liquid Extraction, Gas Chromatographic Method ^[3]
86	Methyl bromide	Purge and Trap Gas Chromatographic/ Mass Spectrometric Method ^[3]
87	Methylene chloride	Purge and Trap Gas Chromatographic/ Mass Spectrometric Method ^[3]
88	2-Methylphenol	Liquid-Liquid Extraction, Gas Chromatographic/ Mass Spectrometric Method ^[3]
89	2-Methylnaphthalene	1) Liquid-Liquid Extraction, Gas Chromatographic Method ^[3] 2) Liquid-Liquid Extraction, Gas Chromatographic/ Mass Spectrometric Method ^[3]
90	Methyl tert-butyl ether	Purge and Trap Gas Chromatographic/ Mass Spectrometric Method ^[3]

91 Naphthalene...

ลำดับ	สารมลพิษ	วิธีวิเคราะห์
91	Naphthalene	1) Liquid-Liquid Extraction, Gas Chromatographic Method ^[3] 2) Liquid-Liquid Extraction, Gas Chromatographic/ Mass Spectrometric Method ^[3]
92	Nickel	1) Digestion, Direct Air-Acetylene Flame Method ^[3] 2) Digestion, Electrothermal Atomic Absorption Spectrometric Method ^[3] 3) Digestion, Inductively Coupled Plasma Method ^[3]
93	Nitrobenzene	Liquid-Liquid Extraction, Gas Chromatographic/ Mass Spectrometric Method ^[3]
94	N-Nitrosodiphenylamine	Liquid-Liquid Extraction, Gas Chromatographic/ Mass Spectrometric Method ^[3]
95	N-Nitrosodi-n-propylamine	Liquid-Liquid Extraction, Gas Chromatographic/ Mass Spectrometric Method ^[3]
96	Polychlorinated Biphenyls - PCB 1016 - PCB 1221 - PCB 1232 - PCB-1242 - PCB-1248 - PCB-1254 - PCB-1260	1) Liquid-Liquid Extraction, Gas Chromatographic Method ^[3] 2) Liquid-Liquid Extraction, Gas Chromatographic/ Mass Spectrometric Method ^[3]
97	Pentachlorophenol	Liquid-Liquid Extraction, Gas Chromatographic/ Mass Spectrometric Method ^[3]
98	pH	Electrometric Method ^[3]
99	Phenanthrene	1) Liquid-Liquid Extraction, Gas Chromatographic Method ^[3] 2) Liquid-Liquid Extraction, Gas Chromatographic/ Mass Spectrometric Method ^[3]
100	Phenol	1) Distillation, Chloroform Extraction Method ^[3] 2) Liquid-Liquid Extraction, Gas Chromatographic/ Mass Spectrometric Method ^[3]
101	Pyrene	1) Liquid-Liquid Extraction, Gas Chromatographic Method ^[3] 2) Liquid-Liquid Extraction, Gas Chromatographic/ Mass Spectrometric Method ^[3]

102 Selenium...

ลำดับ	สารมลพิษ	วิธีวิเคราะห์
102	Selenium	1) Digestion, Hydride Generation/Atomic Absorption Spectrometric Method ^[3] 2) Digestion, Inductively Coupled Plasma Method ^[3]
103	Silver	Digestion, Inductively Coupled Plasma Method ^[3]
104	Styrene	Purge and Trap Gas Chromatographic/ Mass Spectrometric Method ^[3]
105	1,1,2,2-Tetrachloroethane	Purge and Trap Gas Chromatographic/ Mass Spectrometric Method ^[3]
106	Tetrachloroethylene	Purge and Trap Gas Chromatographic/ Mass Spectrometric Method ^[3]
107	Toluene	Purge and Trap Gas Chromatographic/ Mass Spectrometric Method ^[3]
108	Toxaphene	1) Liquid-Liquid Extraction, Gas Chromatographic Method ^[3] 2) Liquid-Liquid Extraction, Gas Chromatographic/ Mass Spectrometric Method ^[3]
109	TPH (C ₅ - C ₈)	1) Purge and Trap, Gas Chromatographic Method ^[10,20] 2) Purge and Trap, Gas Chromatographic/ Mass spectrometric Method ^[10,23]
110	TPH (C ₉ - C ₁₆)	Separatory Funnel Liquid-Liquid Extraction, Gas Chromatographic Method ^[7,20]
111	TPH (C ₁₇ - C ₃₅)	Separatory Funnel Liquid-Liquid Extraction, Gas Chromatographic Method ^[7,20]
112	1,2,4-Trichlorobenzene	Purge and Trap Gas Chromatographic/ Mass Spectrometric Method ^[3]
113	1,1,1-Trichloroethane	Purge and Trap Gas Chromatographic/ Mass Spectrometric Method ^[3]
114	1,1,2-Trichloroethane	Purge and Trap Gas Chromatographic/ Mass Spectrometric Method ^[3]
115	Trichloroethylene	Purge and Trap Gas Chromatographic/ Mass Spectrometric Method ^[3]
116	2,4,5-Trichlorophenol	Liquid-Liquid Extraction, Gas Chromatographic/ Mass Spectrometric Method ^[3]
117	2,4,6-Trichlorophenol	Liquid-Liquid Extraction, Gas Chromatographic/ Mass Spectrometric Method ^[3]
118	1,3,5-Trimethylbenzene	Purge and Trap Gas Chromatographic/ Mass Spectrometric Method ^[3]

ลำดับ	สารมลพิษ	วิธีวิเคราะห์
119	Vanadium	Digestion, Inductively Coupled Plasma Method ^[3]
120	Vinyl acetate	Purge and Trap Gas Chromatographic/ Mass Spectrometric Method ^[3]
121	Vinyl chloride	Purge and Trap Gas Chromatographic/ Mass Spectrometric Method ^[3]
122	m-Xylene	Purge and Trap Gas Chromatographic/ Mass Spectrometric Method ^[3]
123	o-Xylene	Purge and Trap Gas Chromatographic/ Mass Spectrometric Method ^[3]
124	p-Xylene	Purge and Trap Gas Chromatographic/ Mass Spectrometric Method ^[3]
125	Xylene (Total)	Purge and Trap Gas Chromatographic/ Mass Spectrometric Method ^[3]
126	Zinc	1) Digestion, Direct Air-Acetylene Flame Method ^[3] 2) Digestion, Electrothermal Atomic Absorption Spectrometric Method ^[3] 3) Digestion, Inductively Coupled Plasma Method ^[3]

สิ่งปฏิกูลหรือวัสดุที่ไม่ใช้แล้ว จำนวน 35 รายการ

ลำดับ	สารมลพิษ	วิธีวิเคราะห์
1	Aldrin	1) Waste Extraction, Separatory Funnel Liquid-Liquid Extraction, Gas Chromatographic Method ^[1,7,21] 2) Ultrasonic Extraction, Gas Chromatographic Method ^[8,21]
2	Antimony	Digestion, Inductively Coupled Plasma Method ^[5,12]
3	Arsenic	1) Waste Extraction, Digestion, Hydride Generation/Atomic Absorption Spectrometric Method ^[1,4,14] 2) Waste Extraction, Digestion, Inductively Coupled Plasma Method ^[1,4,12] 3) Digestion, Hydride Generation/Atomic Absorption Spectrometric Method ^[5,14] 4) Digestion, Inductively Coupled Plasma Method ^[5,12]
4	Barium	1) Waste Extraction, Digestion, Inductively Coupled Plasma Method ^[5,12] 2) Digestion, Inductively Coupled Plasma Method ^[5,12]

ลำดับ	สารมลพิษ	วิธีวิเคราะห์
5	Beryllium	1) Waste Extraction, Digestion, Inductively Coupled Plasma Method ^(1,4,12)
6	Cadmium	2) Digestion, Inductively Coupled Plasma Method ^(5,12) 1) Waste Extraction, Digestion, Flame Atomic Absorption Spectrometric Method ^(1,4,13) 2) Waste Extraction, Digestion, Inductively Coupled Plasma Method ^(1,4,12) 3) Digestion, Flame Atomic Absorption Spectrometric Method ^(5,13) 4) Digestion, Inductively Coupled Plasma Method ^(5,12)
7	Chlordane	1) Waste Extraction, Separatory Funnel Liquid-Liquid Extraction, Gas Chromatographic Method ^(1,7,21) 2) Ultrasonic Extraction, Gas Chromatographic Method ^(8,21)
8	Chromium	1) Waste Extraction, Digestion, Flame Atomic Absorption Spectrometric Method ^(1,4,13) 2) Waste Extraction, Digestion, Inductively Coupled Plasma Method ^(1,4,12) 3) Digestion, Flame Atomic Absorption Spectrometric Method ^(5,13) 4) Digestion, Inductively Coupled Plasma Method ^(5,12)
9	Chromium (III)	1) Waste Extraction, Digestion, Flame Atomic Absorption Spectrometric Method; Waste Extraction, Colorimetric Method; Calculation ^(1,4,13,15) 2) Waste Extraction, Digestion, Inductively Coupled Plasma Method; Waste Extraction, Colorimetric Method; Calculation ^(1,4,12,15) 3) Digestion, Flame Atomic Absorption Spectrometric Method; Alkaline Digestion, Colorimetric Method; Calculation ^(5,6,13,15) 4) Digestion, Inductively Coupled Plasma Method; Alkaline Digestion, Colorimetric Method; Calculation ^(5,6,12,15)
10	Chromium (VI)	1) Waste Extraction, Colorimetric Method ^(8,15) 2) Alkaline Digestion, Colorimetric Method ^(8,15)
11	Cobalt	1) Waste Extraction, Digestion, Inductively Coupled Plasma Method ^(1,4,12) 2) Digestion, Inductively Coupled Plasma Method ^(5,12)

12 Copper...

ลำดับ	สารมลพิษ	วิธีวิเคราะห์
12	Copper	1) Waste Extraction, Digestion, Flame Atomic Absorption Spectrometric Method ^(1,4,13) 2) Waste Extraction, Digestion, Inductively Coupled Plasma Method ^(1,4,12) 3) Digestion, Flame Atomic Absorption Spectrometric Method ^(5,13) 4) Digestion, Inductively Coupled Plasma Method ^(5,12)
13	2,4-D	1) Waste Extraction, Separatory Funnel Liquid-Liquid Extraction, Gas Chromatographic Method ^(1,7,21) 2) Ultrasonic Extraction, Gas Chromatographic Method ^(8,21)
14	DDD	1) Waste Extraction, Separatory Funnel Liquid-Liquid Extraction, Gas Chromatographic Method ^(1,7,21) 2) Ultrasonic Extraction, Gas Chromatographic Method ^(8,21)
15	DDE	1) Waste Extraction, Separatory Funnel Liquid-Liquid Extraction, Gas Chromatographic Method ^(1,7,21) 2) Ultrasonic Extraction, Gas Chromatographic Method ^(8,21)
16	DDT	1) Waste Extraction, Separatory Funnel Liquid-Liquid Extraction, Gas Chromatographic Method ^(1,7,21) 2) Ultrasonic Extraction, Gas Chromatographic Method ^(8,21)
17	Dieldrin	1) Waste Extraction, Separatory Funnel Liquid-Liquid Extraction, Gas Chromatographic Method ^(1,7,21) 2) Ultrasonic Extraction, Gas Chromatographic Method ^(8,21)
18	Endrin	1) Waste Extraction, Separatory Funnel Liquid-Liquid Extraction, Gas Chromatographic Method ^(1,7,21) 2) Ultrasonic Extraction, Gas Chromatographic Method ^(8,21)
19	Heptachlor	1) Waste Extraction, Separatory Funnel Liquid-Liquid Extraction, Gas Chromatographic Method ^(1,7,21) 2) Ultrasonic Extraction, Gas Chromatographic Method ^(8,21)

20 Lead...

ลำดับ	สารมลพิษ	วิธีวิเคราะห์
20	Lead	1) Waste Extraction, Digestion, Flame Atomic Absorption Spectrometric Method ^[1,4,13] 2) Waste Extraction, Digestion, Inductively Coupled Plasma Method ^[1,4,12] 3) Digestion, Flame Atomic Absorption Spectrometric Method ^[5,13] 4) Digestion, Inductively Coupled Plasma Method ^[5,12]
21	Lindane	1) Waste Extraction, Separatory Funnel Liquid-Liquid Extraction, Gas Chromatographic Method ^[1,7,21] 2) Ultrasonic Extraction, Gas Chromatographic Method ^[8,21]
22	Mercury	1) Waste Extraction, Digestion, Cold-Vapor Atomic Absorption Spectrometric Method ^[1,16] 2) Waste Extraction, Digestion, Inductively Coupled Plasma Method ^[1,4,12] 3) Digestion, Cold-Vapor Atomic Absorption Spectrometric Method ^[17] 4) Digestion, Inductively Coupled Plasma Method ^[5,12] 5) Thermal Decomposition Amalgamation and Atomic Absorption Spectrometric Method ^[18]
23	Methoxychlor	1) Waste Extraction, Separatory Funnel Liquid-Liquid Extraction, Gas Chromatographic Method ^[1,7,21] 2) Ultrasonic Extraction, Gas Chromatographic Method ^[8,21]
24	Molybdenum	1) Waste Extraction, Digestion, Inductively Coupled Plasma Method ^[1,4,12] 2) Digestion, Inductively Coupled Plasma Method ^[5,12]
25	Nickel	1) Waste Extraction, Digestion, Flame Atomic Absorption Spectrometric Method ^[1,4,13] 2) Waste Extraction, Digestion, Inductively Coupled Plasma Method ^[1,4,12] 3) Digestion, Flame Atomic Absorption Spectrometric Method ^[5,13] 4) Digestion, Inductively Coupled Plasma Method ^[5,12]

26 Polychlorinated Biphenyls...

ลำดับ	สารมลพิษ	วิธีวิเคราะห์
26	Polychlorinated Biphenyls - Aroclor 1016 - Aroclor 1221 - Aroclor 1232 - Aroclor 1242 - Aroclor 1248 - Aroclor 1254 - Aroclor 1260 - 2-Chlorobiphenyl - 2,3-Dichlorobiphenyl - 2,2',5-Trichlorobiphenyl - 2,4',5-Trichlorobiphenyl - 2,2',3,5'-Tetrachlorobiphenyl - 2,2',5,5'-Tetrachlorobiphenyl - 2,3',4,4'-Tetrachlorobiphenyl - 2,2',3,4,5'-Pentachlorobiphenyl - 2,2',4,5,5'-Pentachlorobiphenyl - 2,3,3',4',6-Pentachlorobiphenyl - 2,2',3,4,4',5'-Hexachlorobiphenyl - 2,2',3,4,5,5'-Hexachlorobiphenyl - 2,2',3,5,5',6-Hexachlorobiphenyl - 2,2',4,4',5,5'-Hexachlorobiphenyl - 2,2',3,3',4,4',5-Heptachlorobiphenyl - 2,2',3,4,4',5,5'-Heptachlorobiphenyl - 2,2',3,4,4',5',6-Heptachlorobiphenyl - 2,2',3,4',5,5',6-Heptachlorobiphenyl - 2,2',3,3',4,4',5,5',6-Nonachlorobiphenyl	1) Waste Extraction, Separatory Funnel Liquid-Liquid Extraction, Gas Chromatographic Method ^[1,7,22] 2) Ultrasonic Extraction, Gas Chromatographic Method ^[8,22]

27 Pentachlorophenol...

ลำดับ	สารมลพิษ	วิธีวิเคราะห์
27	Pentachlorophenol	1) Waste Extraction, Separatory Funnel Liquid-Liquid Extraction, Gas Chromatographic/Mass Spectrometric Method ^[1,7,24] 2) Ultrasonic Extraction, Gas Chromatographic/Mass Spectrometric Method ^[8,24]
28	pH	Electrometric Method ^[25,26]
29	Selenium	1) Waste Extraction, Digestion, Hydride Generation/Atomic Absorption Spectrometric Method ^[1,4,19] 2) Waste Extraction, Digestion, Inductively Coupled Plasma Method ^[1,4,12] 3) Digestion, Hydride Generation/Atomic Absorption Spectrometric Method ^[5,19] 4) Digestion, Inductively Coupled Plasma Method ^[5,12]
30	Silver	1) Waste Extraction, Digestion, Inductively Coupled Plasma Method ^[1,4,12] 2) Digestion, Inductively Coupled Plasma Method ^[5,12]
31	Thallium	1) Waste Extraction, Digestion, Inductively Coupled Plasma Method ^[1,4,12] 2) Digestion, Inductively Coupled Plasma Method ^[5,12]
32	Toxaphene	1) Waste Extraction, Separatory Funnel Liquid-Liquid Extraction, Gas Chromatographic Method ^[1,7,21] 2) Ultrasonic Extraction, Gas Chromatographic Method ^[8,21]
33	Trichloroethylene	1) Waste Extraction, Purge and Trap, Gas Chromatographic/Mass Spectrometric Method ^[1,10,23] 2) Waste Extraction, Equilibrium Headspace, Gas Chromatographic/Mass Spectrometric Method ^[1,9,23] 3) Purge and Trap, Gas Chromatographic/Mass Spectrometric Method ^[11,23] 4) Equilibrium Headspace, Gas Chromatographic/Mass Spectrometric Method ^[9,23]
34	Vanadium	1) Waste Extraction, Digestion, Inductively Coupled Plasma Method ^[1,4,12] 2) Digestion, Inductively Coupled Plasma Method ^[5,12]

UNITED ANALYST AND ENGINEERING CONSULTANT COMPANY LIMITED
อริยม
อริยม
อริยม

ลำดับ	สารมลพิษ	วิธีวิเคราะห์
35	Zinc	1) Waste Extraction, Digestion, Flame Atomic Absorption Spectrometric Method ^[1,4,13] 2) Waste Extraction, Digestion, Inductively Coupled Plasma Method ^[1,4,12] 3) Digestion, Flame Atomic Absorption Spectrometric Method ^[5,13] 4) Digestion, Inductively Coupled Plasma Method ^[5,12]

เอกสารอ้างอิง

- กระทรวงอุตสาหกรรม. ประกาศกระทรวงอุตสาหกรรม, พ.ศ. 2566. เรื่อง การจัดการสิ่งปฏิกูลหรือวัสดุที่ไม่ใช้แล้ว.ราชกิจจานุเบกษา. 31 พฤษภาคม 2566. เล่มที่ 140 ตอนพิเศษ 126 ง.
- สมาคมวิศวกรรมสิ่งแวดล้อมแห่งประเทศไทย. คู่มือวิเคราะห์น้ำเสีย. พิมพ์ครั้งที่ 4. กรุงเทพฯ: เรือนแก้วการพิมพ์, 2547.
- APHA, AWWA, WEF. **Standard Methods for the Examination of Water and Wastewater**. 24th ed. Washington, DC: APHA, 2023.
- United States Environmental Protection Agency. **Test Methods for Evaluation Solid Waste Physical/Chemical Methods**. SW-846, 2014.
- United States Environmental Protection Agency. **Test Methods for Evaluation Solid Waste Physical/Chemical Methods**. Acid Digestion of Sediments, Sludges, and Soils. SW-846 Method 3050B, 1996.
- United States Environmental Protection Agency. **Test Methods for Evaluation Solid Waste Physical/Chemical Methods**. Alkaline Digestion for Hexavalent Chromium. SW-846 Method 3060A, 1996.
- United States Environmental Protection Agency. **Test Methods for Evaluation Solid Waste Physical/Chemical Methods**. Separatory Funnel Liquid-Liquid Extraction. SW-846 Method 3510C, 1996.
- United States Environmental Protection Agency. **Test Methods for Evaluation Solid Waste Physical/Chemical Methods**. Ultrasonic Extraction. SW-846 Method 3550C, 2007.
- United States Environmental Protection Agency. **Test Methods for Evaluation Solid Waste Physical/Chemical Methods**. Volatile Organic Compounds in Various Sample Matrices Using Equilibrium Headspace Analysis. SW-846 Method 5021A, 2014.
- United States Environmental Protection Agency. **Test Methods for Evaluation Solid Waste Physical/Chemical Methods**. Purge and Trap for Aqueous Samples. SW-846 Method 5030C, 2003.
- United States Environmental Protection Agency. **Test Methods for Evaluation Solid Waste Physical/Chemical Methods**. Closed System Purge and Trap and Extraction for Volatile Organics in Soil and Waste Sample. SW-846 Method 5035A, 2000.

UNITED ANALYST AND ENGINEERING CONSULTANT COMPANY LIMITED
อริยม
อริยม
อริยม

12. United States Environmental Protection Agency. Test Methods for Evaluation Solid Waste Physical/Chemical Methods. Inductively Coupled Plasma-Optical Emission Spectrometry. SW-846 Method 6010D, 2014.

13. United States Environmental Protection Agency. Test Methods for Evaluation Solid Waste Physical/Chemical Methods. Flame Atomic Absorption Spectrophotometry. SW-846 Method 7000B, 2007.

14. United States Environmental Protection Agency. Test Methods for Evaluation Solid Waste Physical/Chemical Methods. Arsenic (Atomic Absorption, Gaseous Hydride). SW-846 Method 7061A, 1992.

15. United States Environmental Protection Agency. Test Methods for Evaluation Solid Waste Physical/Chemical Methods. Chromium, Hexavalent (Colorimetric). SW-846 Method 7196A, 1992.

16. United States Environmental Protection Agency. Test Methods for Evaluation Solid Waste Physical/Chemical Methods. Mercury in Liquid Waste (Manual Cold Vapor Technique). SW-846 Method 7470A, 1994.

17. United States Environmental Protection Agency. Test Methods for Evaluation Solid Waste Physical/Chemical Methods. Mercury in Solid or Semisolid Waste (Manual Cold-Vapor Technique). SW-846 Method 7471B, 1998.

18. United States Environmental Protection Agency. Test Methods for Evaluation Solid Waste Physical/Chemical Methods. Mercury in Solids and Solutions by Thermal Decomposition, Amalgamation, and Atomic Absorption Spectrophotometry. SW-846 Method 7473, 2007.

19. United States Environmental Protection Agency. Test Methods for Evaluation Solid Waste Physical/Chemical Methods. Selenium (Atomic Absorption, Borohydride Reduction). SW-846 Method 7742, 1994.

20. United States Environmental Protection Agency. Test Methods for Evaluation Solid Waste Physical/Chemical Methods. Nonhalogenated Organics Using GC/FID. SW-846 Method 8015D, 2003.

21. United States Environmental Protection Agency. Test Methods for Evaluation Solid Waste Physical/Chemical Methods. Organochlorine Pesticides by Gas Chromatography. SW-846 Method 8081B, 2007.

22. United States Environmental Protection Agency. Test Methods for Evaluation Solid Waste Physical/Chemical Methods. Polychlorinated Biphenyls (PCBs) by Gas Chromatography. SW-846 Method 8082A, 2007.

23. United States Environmental Protection Agency. Test Methods for Evaluation Solid Waste Physical/Chemical Methods. Volatile Organic Compounds by Gas Chromatography/Mass Spectrometry. SW-846 Method 8260D, 2018.

24. United States Environmental Protection Agency. Test Methods for Evaluation Solid Waste Physical/Chemical Methods. Semivolatile Organic Compounds by Gas Chromatography/Mass Spectrometry. SW-846 Method 8270E, 2018.

25. United States...

25. United States Environmental Protection Agency. Test Methods for Evaluation Solid Waste Physical/Chemical Methods. pH Electrometric Measurement. SW-846 Method 9040C, 2004.

26. United States Environmental Protection Agency. Test Methods for Evaluation Solid Waste Physical/Chemical Methods. Soil and Waste pH. SW-846 Method 9045D, 2004.

วิมล



วิมล



วิมล
ดำเนินถูกต้อง

ที่ อก ๐๓๑๐(๑)/ ๑ ๖ ๕ ๑ ๘



กรมโรงงานอุตสาหกรรม
ถนนพระรามที่ ๖ แขวงทุ่งพญาไท
เขตราชเทวี กรุงเทพฯ ๑๐๕๐๐

๑๓ ธันวาคม ๒๕๖๖

เรื่อง เปลี่ยนแปลงบุคลากรของห้องปฏิบัติการวิเคราะห์

เรียน กรรมการผู้จัดการ บริษัท ยูโนเด็ค แอนนาลิสต์ แอนด์ เอ็นจิเนียริง คอนซัลแตนท์ จำกัด

อ้างถึง คำขอขึ้นทะเบียน/ต่ออายุ/เปลี่ยนแปลงบุคลากร และชนิดสารมลพิษของห้องปฏิบัติการวิเคราะห์เอกชน
ลงวันที่ ๗ พฤศจิกายน ๒๕๖๖

ตามหนังสือที่อ้างถึง บริษัท ยูโนเด็ค แอนนาลิสต์ แอนด์ เอ็นจิเนียริง คอนซัลแตนท์ จำกัด
ห้องปฏิบัติการวิเคราะห์เอกชน เลขทะเบียน ว-๑๔๕ สถานที่ตั้งเลขที่ ๓ ซอยอุดมสุข ๔๑ ถนนสุขุมวิท
แขวงบางจาก เขตพระโขนง กรุงเทพมหานคร ขอเปลี่ยนแปลงบุคลากรของห้องปฏิบัติการวิเคราะห์
ความละเอียดแจ้งแล้ว นั้น

กรมโรงงานอุตสาหกรรมพิจารณาแล้ว ให้เพิ่มเจ้าหน้าที่ประจำห้องปฏิบัติการวิเคราะห์
จำนวน ๖ ราย ได้แก่

- | | |
|-----------------------------|----------------------------|
| ๑) นางสาวพรพิมล ประชาพันธุ์ | ทะเบียนเลขที่ ว-๑๔๕-จ-๐๑๕๒ |
| ๒) นายวีรภัทร บุญญาธิ | ทะเบียนเลขที่ ว-๑๔๕-จ-๐๑๕๓ |
| ๓) นางสาวณัฐชา แฉวภาพ | ทะเบียนเลขที่ ว-๑๔๕-จ-๐๑๕๔ |
| ๔) นายณัฏฐพล สุขศรี | ทะเบียนเลขที่ ว-๑๔๕-จ-๐๑๕๕ |
| ๕) นายสิทธิพล พร้อมพอสันบุญ | ทะเบียนเลขที่ ว-๑๔๕-จ-๐๑๕๖ |
| ๖) นางสาวมนัสพร การงานดี | ทะเบียนเลขที่ ว-๑๔๕-จ-๐๑๕๗ |

อนึ่ง หนังสือฉบับนี้จะหมดอายุพร้อมหนังสือต่ออายุรับขึ้นทะเบียนห้องปฏิบัติการวิเคราะห์
เอกชน คือในวันที่ ๒ กุมภาพันธ์ ๒๕๖๘ ทั้งนี้ สามารถยื่นคำขอผ่านระบบอิเล็กทรอนิกส์ได้ที่หน้าเว็บไซต์
กรมโรงงานอุตสาหกรรม

จึงเรียนมาเพื่อทราบ

ขอแสดงความนับถือ

(นายประสม ดำรงพงษ์)
ผู้อำนวยการกองวิจัยและเตือนภัยมลพิษโรงงาน
ปฏิบัติราชการแทนอธิบดีกรมโรงงานอุตสาหกรรม



สำเนาถูกต้อง

กองวิจัยและเตือนภัยมลพิษโรงงาน

กลุ่มมาตรฐานวิธีการวิเคราะห์ทดสอบมลพิษและทะเบียนห้องปฏิบัติการ

โทร. ๐ ๒๔๓๐ ๖๓๑๒ ต่อ ๒๑๐๓-๕

โทรสาร ๐ ๒๔๓๐ ๖๓๑๒ ต่อ ๒๑๕๔

ไปรษณีย์อิเล็กทรอนิกส์ saraban@diw.mail.go.th



"อุตสาหกรรมก้าวไกล ประเทศไทยก้าวหน้า ร่วมกันพัฒนา อุตสาหกรรมสีเขียว"



ที่ อก ๐๓๑๐(๑)/ ๘ ๗ ๒ ๔



กรมโรงงานอุตสาหกรรม
ถนนพระรามที่ ๖ แขวงทุ่งพญาไท
เขตราชเทวี กรุงเทพฯ ๑๐๕๐๐

๒๕ พฤษภาคม ๒๕๖๖

เรื่อง เปลี่ยนแปลงบุคลากรของห้องปฏิบัติการวิเคราะห์

เรียน กรรมการผู้จัดการ บริษัท ยูโนเด็ค แอนนาลิสต์ แอนด์ เอ็นจิเนียริง คอนซัลแตนท์ จำกัด

อ้างถึง คำขอขึ้นทะเบียน/ต่ออายุ/เปลี่ยนแปลงบุคลากร และชนิดสารมลพิษของห้องปฏิบัติการวิเคราะห์เอกชน
ลงวันที่ ๑๖ พฤษภาคม ๒๕๖๖

ตามหนังสือที่อ้างถึง บริษัท ยูโนเด็ค แอนนาลิสต์ แอนด์ เอ็นจิเนียริง คอนซัลแตนท์ จำกัด
ห้องปฏิบัติการวิเคราะห์เอกชน เลขทะเบียน ว-๑๔๕ สถานที่ตั้งเลขที่ ๓ ซอยอุดมสุข ๔๑ ถนนสุขุมวิท แขวงบางจาก
เขตพระโขนง กรุงเทพมหานคร ขอเปลี่ยนแปลงบุคลากรของห้องปฏิบัติการวิเคราะห์ ความละเอียดแจ้งแล้ว นั้น

กรมโรงงานอุตสาหกรรมพิจารณาแล้ว มีความเห็นดังนี้

๑. ให้ยกเลิกเจ้าหน้าที่ประจำห้องปฏิบัติการวิเคราะห์ จำนวน ๕ ราย

- | | |
|---------------------------------|----------------------------|
| ๑) นางสาวพริตตา เจริญชัยสมบัติ | ทะเบียนเลขที่ ว-๑๔๕-จ-๐๐๓๐ |
| ๒) นายสงกรานต์ มัลย์ทอง | ทะเบียนเลขที่ ว-๑๔๕-จ-๐๐๘๗ |
| ๓) นางสาวธนธรณ์ คุณานุพันธ์ชัย | ทะเบียนเลขที่ ว-๑๔๕-จ-๐๐๙๒ |
| ๔) นางสาวธนภรณ์ ลาพรม | ทะเบียนเลขที่ ว-๑๔๕-จ-๐๑๐๐ |
| ๕) นางสาวสุดารัตน์ จันทร์ประทีป | ทะเบียนเลขที่ ว-๑๔๕-จ-๐๑๐๕ |

๒. ให้เพิ่มเจ้าหน้าที่ประจำห้องปฏิบัติการวิเคราะห์ จำนวน ๔ ราย

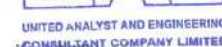
- | | |
|---------------------------|----------------------------|
| ๑) นางสาววิหิตา ฝ่ายสิงห์ | ทะเบียนเลขที่ ว-๑๔๕-จ-๐๑๔๓ |
| ๒) นางสาวณัฏฐา สุจริต | ทะเบียนเลขที่ ว-๑๔๕-จ-๐๑๔๔ |
| ๓) นางสาวเพ็ญพิชชา รอดทอง | ทะเบียนเลขที่ ว-๑๔๕-จ-๐๑๔๕ |
| ๔) นางสาวณิชา แสงสว่าง | ทะเบียนเลขที่ ว-๑๔๕-จ-๐๑๔๖ |

อนึ่ง หนังสือฉบับนี้จะหมดอายุพร้อมหนังสือต่ออายุรับขึ้นทะเบียนห้องปฏิบัติการวิเคราะห์
เอกชน คือในวันที่ ๒ กุมภาพันธ์ ๒๕๖๘ ทั้งนี้ สามารถยื่นคำขอผ่านระบบอิเล็กทรอนิกส์ได้ที่หน้าเว็บไซต์
กรมโรงงานอุตสาหกรรม

จึงเรียนมาเพื่อทราบ

ขอแสดงความนับถือ

(นายประสม ดำรงพงษ์)
ผู้อำนวยการกองวิจัยและเตือนภัยมลพิษโรงงาน
ปฏิบัติราชการแทนอธิบดีกรมโรงงานอุตสาหกรรม



สำเนาถูกต้อง

กองวิจัยและเตือนภัยมลพิษโรงงาน

กลุ่มมาตรฐานวิธีการวิเคราะห์ทดสอบมลพิษและทะเบียนห้องปฏิบัติการ

โทร. ๐ ๒๔๓๐ ๖๓๑๒ ต่อ ๒๑๐๓-๕

โทรสาร ๐ ๒๔๓๐ ๖๓๑๒ ต่อ ๒๑๕๔

ไปรษณีย์อิเล็กทรอนิกส์ saraban@diw.mail.go.th



"อุตสาหกรรมก้าวไกล ประเทศไทยก้าวหน้า ร่วมกันพัฒนา อุตสาหกรรมสีเขียว"



ที่ อก ๐๓๑๐(๑)/ ๖ ๐ ๒ ๘



กรมโรงงานอุตสาหกรรม
ถนนพระรามที่ ๖ แขวงทุ่งพญาไท
เขตราชเทวี กรุงเทพฯ ๑๐๔๐๐

๒๒ มีนาคม ๒๕๖๖

เรื่อง เปลี่ยนแปลงบุคลากรและสารมลพิษที่วิเคราะห์

เรียน กรรมการผู้จัดการ บริษัท ยูโนเด็ค แอนนาลิสต์ แอนด์ เอ็นจิเนียริง คอนซัลแตนท์ จำกัด

อ้างถึง คำขอขึ้นทะเบียน/ต่ออายุ/เปลี่ยนแปลงบุคลากร และชนิดสารมลพิษของห้องปฏิบัติการวิเคราะห์เอกชน
ลงวันที่ ๓๐ มกราคม ๒๕๖๖

สิ่งที่ส่งมาด้วย เอกสารแนบท้ายหนังสือเปลี่ยนแปลงบุคลากรและสารมลพิษที่วิเคราะห์
บริษัท ยูโนเด็ค แอนนาลิสต์ แอนด์ เอ็นจิเนียริง คอนซัลแตนท์ จำกัด จำนวน ๒ แผ่น

ตามหนังสือที่อ้างถึง บริษัท ยูโนเด็ค แอนนาลิสต์ แอนด์ เอ็นจิเนียริง คอนซัลแตนท์ จำกัด
ห้องปฏิบัติการวิเคราะห์เอกชน เลขทะเบียน ว-๑๔๕ สถานที่ตั้งเลขที่ ๓ ซอยอุดมสุข ๔๑ ถนนสุขุมวิท
แขวงบางจาก เขตพระโขนง กรุงเทพมหานคร ขอเปลี่ยนแปลงบุคลากรและสารมลพิษที่วิเคราะห์
ความละเอียดแจ้งแล้ว นั้น

กรมโรงงานอุตสาหกรรมพิจารณาแล้ว มีความเห็นดังนี้

๑. ให้ยกเลิกเจ้าหน้าที่ประจำห้องปฏิบัติการวิเคราะห์ จำนวน ๒ ราย

๑) นายวิชณุ สุวรรณราช	ทะเบียนเลขที่	ว-๑๔๕-จ-๐๐๑๖
๒) นายพิพัฒน์ ตันธนกุล	ทะเบียนเลขที่	ว-๑๔๕-จ-๐๐๕๗

๒. ให้เพิ่มเจ้าหน้าที่ประจำห้องปฏิบัติการวิเคราะห์ จำนวน ๑๑ ราย

๑) นางสาวอรุณา ประสานศรี	ทะเบียนเลขที่	ว-๑๔๕-จ-๐๑๓๒
๒) นายพนพล เนียมนิยม	ทะเบียนเลขที่	ว-๑๔๕-จ-๐๑๓๓
๓) นายศุภกร สวนศรี	ทะเบียนเลขที่	ว-๑๔๕-จ-๐๑๓๔
๔) นายคณพล คิลานนท์	ทะเบียนเลขที่	ว-๑๔๕-จ-๐๑๓๕
๕) นายโชคชัย พุ่มไสว	ทะเบียนเลขที่	ว-๑๔๕-จ-๐๑๓๖
๖) นายวชิรย์ กลับบ้านเกาะ	ทะเบียนเลขที่	ว-๑๔๕-จ-๐๑๓๗
๗) นายธีรวัฒน์ ชรรณสุวรรณ	ทะเบียนเลขที่	ว-๑๔๕-จ-๐๑๓๘
๘) นายนิธพงศ์ ชะขุนทด	ทะเบียนเลขที่	ว-๑๔๕-จ-๐๑๓๙
๙) นางสาวณัฐกฤตา พลนิกกิจ	ทะเบียนเลขที่	ว-๑๔๕-จ-๐๑๔๐
๑๐) นางสาวชไมพร ทองบุรณ์	ทะเบียนเลขที่	ว-๑๔๕-จ-๐๑๔๑
๑๑) นางสาวพรชิตา ขจรเนติยุทธ	ทะเบียนเลขที่	ว-๑๔๕-จ-๐๑๔๒

๓. ให้เพิ่มขอบข่ายสารมลพิษที่วิเคราะห์ในดิน ตามสิ่งที่ส่งมาด้วย



ดำเนินการถูกต้อง

อนึ่ง...

- ๒ -

อนึ่ง หนังสือฉบับนี้จะหมดอายุพร้อมหนังสือต่ออายุรับขึ้นทะเบียนห้องปฏิบัติการวิเคราะห์เอกชน
ที่ อก ๐๓๑๐(๑)/๑๘๗๙ ลงวันที่ ๙ กุมภาพันธ์ ๒๕๖๕ คือในวันที่ ๒ กุมภาพันธ์ ๒๕๖๘ ทั้งนี้ สามารถยื่นคำขอ
ผ่านระบบอิเล็กทรอนิกส์ได้ที่หน้าเว็บไซต์กรมโรงงานอุตสาหกรรม ตาม QR Code ท้ายหนังสือฉบับนี้

จึงเรียนมาเพื่อทราบ

ขอแสดงความนับถือ

(นายประสม ดำรงพงษ์)
ผู้อำนวยการกองวิจัยและเตือนภัยมลพิษโรงงาน
ปฏิบัติการตรวจเฝ้าระวังมลพิษโรงงานอุตสาหกรรม



ยื่นคำขอผ่านระบบอิเล็กทรอนิกส์

กองวิจัยและเตือนภัยมลพิษโรงงาน

กลุ่มมาตรฐานวิธีการวิเคราะห์ทดสอบมลพิษและทะเบียนห้องปฏิบัติการ

โทร. ๐ ๒๔๓๐ ๖๓๑๒ ต่อ ๒๑๐๓-๕ โทรสาร ๐ ๒๔๓๐ ๖๓๑๒ ต่อ ๒๑๘๙

ไปรษณีย์อิเล็กทรอนิกส์ saraban@diw.mail.go.th



ดำเนินการถูกต้อง



“อุตสาหกรรมก้าวไกล ประเทศไทยก้าวหน้า ร่วมกันพัฒนา อุตสาหกรรมสีเขียว”



เอกสารแนบท้ายหนังสือเปลี่ยนแปลงบุคลากรและสารมลพิษที่วิเคราะห์

บริษัท ยูไนเต็ด แอนนาลิสต์ แอนด์ เอ็นจิเนียริง คอนซัลแตนท์ จำกัด เลขทะเบียน ว-๑๔๕

ที่ออก ๐๓๑๐(๑)/ ๖ ๐ ๒ ๘

ลงวันที่ ๒๒ มีนาคม ๒๕๖๖

ขอขยายสารมลพิษที่ได้รับขึ้นทะเบียนจากกรมโรงงานอุตสาหกรรม จำนวน ๑๖ รายการ

ดิน จำนวน 16 รายการ

ลำดับที่	สารมลพิษ	วิธีวิเคราะห์
1	Benzene	Equilibrium Headspace, Gas Chromatographic/ Mass Spectrometric Method ^(1,2)
2	Carbon tetrachloride	Equilibrium Headspace, Gas Chromatographic/ Mass Spectrometric Method ^(1,2)
3	1,2-Dichloroethane	Equilibrium Headspace, Gas Chromatographic/ Mass Spectrometric Method ^(1,2)
4	1,1-Dichloroethylene	Equilibrium Headspace, Gas Chromatographic/ Mass Spectrometric Method ^(1,2)
5	cis-1,2-Dichloroethylene	Equilibrium Headspace, Gas Chromatographic/ Mass Spectrometric Method ^(1,2)
6	trans-1,2-Dichloroethylene	Equilibrium Headspace, Gas Chromatographic/ Mass Spectrometric Method ^(1,2)
7	Ethylbenzene	Equilibrium Headspace, Gas Chromatographic/ Mass Spectrometric Method ^(1,2)
8	Methylene chloride	Equilibrium Headspace, Gas Chromatographic/ Mass Spectrometric Method ^(1,2)
9	Styrene	Equilibrium Headspace, Gas Chromatographic/ Mass Spectrometric Method ^(1,2)
10	Tetrachloroethylene	Equilibrium Headspace, Gas Chromatographic/ Mass Spectrometric Method ^(1,2)
11	Toluene	Equilibrium Headspace, Gas Chromatographic/ Mass Spectrometric Method ^(1,2)
12	Trichloroethylene	Equilibrium Headspace, Gas Chromatographic/ Mass Spectrometric Method ^(1,2)
13	m-Xylene	Equilibrium Headspace, Gas Chromatographic/ Mass Spectrometric Method ^(1,2)
14	o-Xylene	Equilibrium Headspace, Gas Chromatographic/ Mass Spectrometric Method ^(1,2)
15	p-Xylene	Equilibrium Headspace, Gas Chromatographic/ Mass Spectrometric Method ^(1,2)
16	Xylene (Total)	Equilibrium Headspace, Gas Chromatographic/ Mass Spectrometric Method ^(1,2)

UNITED ANALYST AND ENGINEERING
CONSULTANT COMPANY LIMITED

ดำเนินการออกต่อ

วิมล

- ๒ -

เอกสารอ้างอิง

1. United States Environmental Protection Agency. Test Methods for Evaluation Solid Waste Physical/Chemical Methods. Volatile Organic Compounds in Various Sample Matrices Using Equilibrium Headspace Analysis. SW-846 Method 5021A, 2014.
2. United States Environmental Protection Agency. Test Methods for Evaluation Solid Waste Physical/Chemical Methods. Volatile Organic Compounds by Gas Chromatography/Mass Spectrometry. SW-846 Method 8260D, 2018.

วิมล

UAE
UNITED ANALYST AND ENGINEERING
CONSULTANT COMPANY LIMITED

ดำเนินการออกต่อ

เอกสารอ้างอิง...

กลุ่มมาตรฐานวิธีการวิเคราะห์ทดสอบและทะเบียนห้องปฏิบัติการ กองวิจัยและพัฒนาสิ่งแวดล้อมพิษ กรมโรงงานอุตสาหกรรม โทร. ๐ ๒๕๓๐ ๖๓๓๒ ต่อ ๒๑๐๓-๕

ที่ อก ๐๓๑๐(๑)/ ๑๕๕๕๕



กรมโรงงานอุตสาหกรรม
ถนนพระรามที่ ๖ แขวงทุ่งพญาไท
เขตราชเทวี กรุงเทพฯ ๑๐๑๐๐

๒๕ ตุลาคม ๒๕๖๕

เรื่อง เปลี่ยนแปลงบุคลากรของห้องปฏิบัติการวิเคราะห์

เรียน กรรมการผู้จัดการ บริษัท ยูโนเด็ค แอนนาลิสต์ แอนด์ เอ็นจิเนียริง คอนซัลแตนท์ จำกัด

อ้างถึง คำขอขึ้นทะเบียน/ต่ออายุ/เปลี่ยนแปลงบุคลากร และชนิดสารมลพิษของห้องปฏิบัติการวิเคราะห์เอกชน
ลงวันที่ ๑๘ ตุลาคม ๒๕๖๕

ตามหนังสือที่อ้างถึง บริษัท ยูโนเด็ค แอนนาลิสต์ แอนด์ เอ็นจิเนียริง คอนซัลแตนท์ จำกัด
ห้องปฏิบัติการวิเคราะห์เอกชน เลขทะเบียน ๖-๑๔๕๕ สถานที่ตั้งเลขที่ ๓ ซอยอุดมสุข ๔๑ ถนนสุขุมวิท แขวงบางจาก
เขตพระโขนง กรุงเทพมหานคร ขอเปลี่ยนแปลงบุคลากรของห้องปฏิบัติการวิเคราะห์ ความละเอียดแจ้งแล้ว นั้น

กรมโรงงานอุตสาหกรรมพิจารณาแล้ว มีความเห็นดังนี้

๑. ให้อยกเลิกเจ้าหน้าที่ประจำห้องปฏิบัติการวิเคราะห์ จำนวน ๔ ราย

- | | |
|-----------------------------------|-----------------------------|
| ๑) นางสุธรรมา แก้วชื่อนอก | ทะเบียนเลขที่ ๖-๑๔๕๕-จ-๐๐๐๒ |
| ๒) นายกานต์พงศ์ บุญพวง | ทะเบียนเลขที่ ๖-๑๔๕๕-จ-๐๐๒๙ |
| ๓) นายกฤตพล พงศ์สถาพร | ทะเบียนเลขที่ ๖-๑๔๕๕-จ-๐๐๙๕ |
| ๔) นางสาวธัญญลักษณ์ ธนโชติกาญจนาร | ทะเบียนเลขที่ ๖-๑๔๕๕-จ-๐๑๐๗ |

๒. ให้เพิ่มผู้ควบคุมดูแลห้องปฏิบัติการวิเคราะห์ จำนวน ๒ ราย

- | | |
|---------------------------|-----------------------------|
| ๑) นายกานต์พงศ์ บุญพวง | ทะเบียนเลขที่ ๖-๑๔๕๕-ค-๐๐๔๑ |
| ๒) นางสุธรรมา แก้วชื่อนอก | ทะเบียนเลขที่ ๖-๑๔๕๕-ค-๐๐๔๒ |

๓. ให้เพิ่มเจ้าหน้าที่ประจำห้องปฏิบัติการวิเคราะห์ จำนวน ๑๒ ราย

- | | |
|----------------------------|-----------------------------|
| ๑) นายชินวัฒน์ หอยสังข์ | ทะเบียนเลขที่ ๖-๑๔๕๕-จ-๐๑๒๐ |
| ๒) นายประพันธ์ แก้วภาคคำ | ทะเบียนเลขที่ ๖-๑๔๕๕-จ-๐๑๒๑ |
| ๓) นายกิตติบดี มุสิเกตุ | ทะเบียนเลขที่ ๖-๑๔๕๕-จ-๐๑๒๒ |
| ๔) นายคุณานนท์ ฤทธากณานนท์ | ทะเบียนเลขที่ ๖-๑๔๕๕-จ-๐๑๒๓ |
| ๕) นายชาญณรงค์ อ้าลอย | ทะเบียนเลขที่ ๖-๑๔๕๕-จ-๐๑๒๔ |
| ๖) นางสาวจิตรมาส ศรีวรรณ | ทะเบียนเลขที่ ๖-๑๔๕๕-จ-๐๑๒๕ |
| ๗) นายสุจิต ไปขันเงิน | ทะเบียนเลขที่ ๖-๑๔๕๕-จ-๐๑๒๖ |
| ๘) นายเจษฎา ช่วยตริก | ทะเบียนเลขที่ ๖-๑๔๕๕-จ-๐๑๒๗ |
| ๙) นายรชต เหมะจุลิน | ทะเบียนเลขที่ ๖-๑๔๕๕-จ-๐๑๒๘ |
| ๑๐) นายสุรศักดิ์ ชุมเอียด | ทะเบียนเลขที่ ๖-๑๔๕๕-จ-๐๑๒๙ |
| ๑๑) นายสุวัช เหล่าไ | ทะเบียนเลขที่ ๖-๑๔๕๕-จ-๐๑๓๐ |
| ๑๒) นายชัย บัวส | ทะเบียนเลขที่ ๖-๑๔๕๕-จ-๐๑๓๑ |

UAE
UNITED ANALYST AND ENGINEERING
CONSULTANT COMPANY LIMITED

ดำเนินการถูกต้อง

อนึ่ง หนังสือฉบับนี้...

- ๒ -

อนึ่ง หนังสือฉบับนี้จะหมดอายุพร้อมหนังสือต่ออายุรับขึ้นทะเบียนห้องปฏิบัติการวิเคราะห์เอกชน
ที่ อก ๐๓๑๐(๑)/๑๔๗๙ ลงวันที่ ๙ กุมภาพันธ์ ๒๕๖๕ คือในวันที่ ๒ กุมภาพันธ์ ๒๕๖๘ ทั้งนี้ สามารถยื่นคำขอ
ผ่านระบบอิเล็กทรอนิกส์ได้ที่หน้าเว็บไซต์กรมโรงงานอุตสาหกรรม ตาม QR Code ท้ายหนังสือฉบับนี้

จึงเรียนมาเพื่อทราบ

ขอแสดงความนับถือ

(นายประสม ดำรงพงษ์)

ผู้อำนวยการกองวิจัยและเตือนภัยมลพิษโรงงาน
ปฏิบัติราชการแทนอธิบดีกรมโรงงานอุตสาหกรรม



ยื่นคำขอผ่านระบบอิเล็กทรอนิกส์

กองวิจัยและเตือนภัยมลพิษโรงงาน

กลุ่มมาตรฐานวิธีการวิเคราะห์ทดสอบมลพิษและทะเบียนห้องปฏิบัติการ

โทร. ๐ ๒๔๓๐ ๖๓๑๒ ต่อ ๒๑๐๓-๕

โทรสาร ๐ ๒๔๓๐ ๖๓๑๒ ต่อ ๒๑๔๙

ไปรษณีย์อิเล็กทรอนิกส์ saraban@diw.mail.go.th

UAE
UNITED ANALYST AND ENGINEERING
CONSULTANT COMPANY LIMITED

ดำเนินการถูกต้อง



"อุตสาหกรรมก้าวไกล ประเทศไทยก้าวหน้า ร่วมกันพัฒนา อุตสาหกรรมสีเขียว"



ที่ อก ๐๓๑๐(๑)/ ๑๒ ๑๗ ๓



กรมโรงงานอุตสาหกรรม
ถนนพระรามที่ ๖ แขวงทุ่งพญาไท
เขตราชเทวี กรุงเทพฯ ๑๐๔๐๐

๐๑ กันยายน ๒๕๖๕

เรื่อง เปลี่ยนแปลงบุคลากรของห้องปฏิบัติการวิเคราะห์

เรียน กรรมการผู้จัดการ บริษัท ยูโนเด็ค แอนนาลิสต์ แอนด์ เอ็นจิเนียริง คอนซัลแตนท์ จำกัด

อ้างถึง คำขอขึ้นทะเบียน/ต่ออายุ/เปลี่ยนแปลงบุคลากร และชนิดสารมลพิษของห้องปฏิบัติการวิเคราะห์เอกชน
ลงวันที่ ๒๖ สิงหาคม ๒๕๖๕

ตามหนังสือที่อ้างถึง บริษัท ยูโนเด็ค แอนนาลิสต์ แอนด์ เอ็นจิเนียริง คอนซัลแตนท์ จำกัด
ห้องปฏิบัติการวิเคราะห์เอกชน เลขทะเบียน ว-๑๔๕ สถานที่ตั้งเลขที่ ๓ ซอยอุดมสุข ๔๑ ถนนสุขุมวิท แขวงบางจาก
เขตพระโขนง กรุงเทพมหานคร ขอเปลี่ยนแปลงบุคลากรของห้องปฏิบัติการวิเคราะห์ ความละเอียดแจ้งแล้ว นั้น

กรมโรงงานอุตสาหกรรมพิจารณาแล้ว มีความเห็นดังนี้

๑. ให้ยกเลิกเจ้าหน้าที่ประจำห้องปฏิบัติการวิเคราะห์ จำนวน ๘ ราย

- | | |
|----------------------------------|----------------------------|
| ๑) นายปริดา ไชยภูมิสกุล | ทะเบียนเลขที่ ว-๑๔๕-จ-๐๐๓๓ |
| ๒) นายปิยะฉัตร ศรีภูโรจน์ | ทะเบียนเลขที่ ว-๑๔๕-จ-๐๐๓๕ |
| ๓) นายธีรเมธ สุขศรี | ทะเบียนเลขที่ ว-๑๔๕-จ-๐๐๔๑ |
| ๔) นางสาวศิริวรรณ ขอนพา | ทะเบียนเลขที่ ว-๑๔๕-จ-๐๐๕๐ |
| ๕) นายศักดิ์สิทธิ์ เกิดขิง | ทะเบียนเลขที่ ว-๑๔๕-จ-๐๐๖๓ |
| ๖) นางสาวลัดดาวัลย์ โพธิ์พันธ์ | ทะเบียนเลขที่ ว-๑๔๕-จ-๐๐๘๐ |
| ๗) นางสาวกมลวรรณ เจริญจันทร์ | ทะเบียนเลขที่ ว-๑๔๕-จ-๐๐๘๑ |
| ๘) นางสาวจันทร์จิรา ประกอบทรัพย์ | ทะเบียนเลขที่ ว-๑๔๕-จ-๐๑๐๘ |

๒. ให้เพิ่มเจ้าหน้าที่ประจำห้องปฏิบัติการวิเคราะห์ จำนวน ๑๑ ราย

- | | |
|-------------------------------|----------------------------|
| ๑) นางสาวนาตาชา แหวนในเมือง | ทะเบียนเลขที่ ว-๑๔๕-จ-๐๑๐๔ |
| ๒) นางสาวพิมพ์วรรณ สิมมา | ทะเบียนเลขที่ ว-๑๔๕-จ-๐๑๑๐ |
| ๓) นายนันท์วัฒน์ วงศ์คำ | ทะเบียนเลขที่ ว-๑๔๕-จ-๐๑๑๑ |
| ๔) นายประพันธ์ยุทธ ฝือกนาง | ทะเบียนเลขที่ ว-๑๔๕-จ-๐๑๑๒ |
| ๕) นางสาวศมิษฐา ลำซัด | ทะเบียนเลขที่ ว-๑๔๕-จ-๐๑๑๓ |
| ๖) นางสาวภาพร ชื่นนุกข์ | ทะเบียนเลขที่ ว-๑๔๕-จ-๐๑๑๔ |
| ๗) นางสาวเบญญา มอมุงคุณ | ทะเบียนเลขที่ ว-๑๔๕-จ-๐๑๑๕ |
| ๘) นายอมรพล อมรลักษณ์ | ทะเบียนเลขที่ ว-๑๔๕-จ-๐๑๑๖ |
| ๙) นางสาวศรีเพชร ทองขาว | ทะเบียนเลขที่ ว-๑๔๕-จ-๐๑๑๗ |
| ๑๐) นางสาวณิชากร ศุภชาติไกรสร | ทะเบียนเลขที่ ว-๑๔๕-จ-๐๑๑๘ |
| ๑๑) นางสาววิมลวรรณ คำตัน | ทะเบียนเลขที่ ว-๑๔๕-จ-๐๑๑๙ |

UNITECH ANALYST AND ENGINEERING
CONSULTANT COMPANY LIMITED

อนึ่ง หนังสือฉบับนี้...

อนึ่ง หนังสือฉบับนี้จะหมดอายุพร้อมหนังสือต่ออายุรับขึ้นทะเบียนห้องปฏิบัติการวิเคราะห์เอกชน
ที่ อก ๐๓๑๐(๑)/๑๘๗๙ ลงวันที่ ๙ กุมภาพันธ์ ๒๕๖๕ คือในวันที่ ๒ กุมภาพันธ์ ๒๕๖๘ ทั้งนี้ สามารถยื่นคำขอ
ผ่านระบบอิเล็กทรอนิกส์ได้ที่หน้าเว็บไซต์กรมโรงงานอุตสาหกรรม ตาม QR Code ท้ายหนังสือฉบับนี้

จึงเรียนมาเพื่อทราบ

ขอแสดงความนับถือ

(นางจินตา เดบะสิรินทร์)

ผู้อำนวยการกองวิจัยและเตือนภัยมลพิษโรงงาน
ปฏิบัติการการแทนอธิบดีกรมโรงงานอุตสาหกรรม



ยื่นคำขอผ่านระบบอิเล็กทรอนิกส์

กองวิจัยและเตือนภัยมลพิษโรงงาน
กลุ่มมาตรฐานวิธีการวิเคราะห์ทดสอบมลพิษและทะเบียนห้องปฏิบัติการ
โทร. ๐ ๒๕๓๐ ๖๓๑๒ ต่อ ๒๑๐๓-๕
โทรสาร ๐ ๒๕๓๐ ๖๓๑๒ ต่อ ๒๑๕๙
ไปรษณีย์อิเล็กทรอนิกส์ saraban@diw.mail.go.th

UNITECH ANALYST AND ENGINEERING
CONSULTANT COMPANY LIMITED

ดำเนินถูกต้อง



“อุตสาหกรรมก้าวไกล ประเทศไทยก้าวหน้า ร่วมกันพัฒนา อุตสาหกรรมสีเขียว”



ที่ อก ๐๓๑๐(๑)/ ๔๗/๘ ๗



กรมโรงงานอุตสาหกรรม
ถนนพระรามที่ ๖ แขวงทุ่งพญาไท
เขตราชเทวี กรุงเทพฯ ๑๐๕๐๐

๒๑ เมษายน ๒๕๖๕

เรื่อง เปลี่ยนแปลงบุคลากรของห้องปฏิบัติการวิเคราะห์

เรียน กรรมการผู้จัดการ บริษัท ยูโนเด็ค แอนนาลิสต์ แอนด์ เอ็นจิเนียริง คอนซัลแตนท์ จำกัด

อ้างถึง คำขอขึ้นทะเบียน/ต่ออายุ/เปลี่ยนแปลงบุคลากร และชนิดสารมลพิษของห้องปฏิบัติการวิเคราะห์เอกชน
ลงวันที่ ๓๐ มีนาคม ๒๕๖๕

ตามหนังสือที่อ้างถึง บริษัท ยูโนเด็ค แอนนาลิสต์ แอนด์ เอ็นจิเนียริง คอนซัลแตนท์ จำกัด
ห้องปฏิบัติการวิเคราะห์เอกชน เลขทะเบียน ว-๑๔๕ สถานที่ตั้งเลขที่ ๓ ซอยอุดมสุข ถนนสุขุมวิท แขวงบางจาก
เขตพระโขนง กรุงเทพมหานคร ขอเปลี่ยนแปลงบุคลากรของห้องปฏิบัติการวิเคราะห์ ความละเอียดแจ้งแล้ว นั้น

กรมโรงงานอุตสาหกรรมพิจารณาแล้ว มีความเห็นดังนี้

๑. ให้ยกเลิกผู้ควบคุมดูแลห้องปฏิบัติการวิเคราะห์ จำนวน ๒ ราย

๑) นางมานิดา แยมมีโย ทะเบียนเลขที่ ว-๑๔๕-ค-๐๐๐๕

๒) นางสาวนภสรณ คงข้า ทะเบียนเลขที่ ว-๑๔๕-ค-๐๐๓๒

๒. ให้ยกเลิกเจ้าหน้าที่ประจำห้องปฏิบัติการวิเคราะห์ จำนวน ๒ ราย

๑) นางสาวศิริพร อภิการัตน์ ทะเบียนเลขที่ ว-๑๔๕-จ-๐๐๖๔

๒) นางสาวพรนัชชา กลิ่นอุณ ทะเบียนเลขที่ ว-๑๔๕-จ-๐๐๘๔

๓. ให้เพิ่มเจ้าหน้าที่ประจำห้องปฏิบัติการวิเคราะห์ จำนวน ๒ ราย

๑) นางสาวธัญญลักษณ์ ธนโชติกาญจนากุล ทะเบียนเลขที่ ว-๑๔๕-จ-๐๑๐๓

๒) นางสาวจันทร์จิรา ประกอบทรัพย์ ทะเบียนเลขที่ ว-๑๔๕-จ-๐๑๐๘

อนึ่ง หนังสือฉบับนี้จะหมดอายุพร้อมหนังสือต่ออายุรับขึ้นทะเบียนห้องปฏิบัติการวิเคราะห์เอกชน
ที่ อก ๐๓๑๐(๑)/๑๘๗๙ ลงวันที่ ๙ กุมภาพันธ์ ๒๕๖๕ คือในวันที่ ๒ กุมภาพันธ์ ๒๕๖๘ ทั้งนี้ สามารถยื่นคำขอ
ผ่านระบบอิเล็กทรอนิกส์ได้ที่หน้าเว็บไซต์กรมโรงงานอุตสาหกรรม ตาม QR Code ท้ายหนังสือฉบับนี้

จึงเรียนมาเพื่อทราบ

ขอแสดงความนับถือ


(นางจันทา เศษะศรีนทร์)

ผู้อำนวยการกองวิจัยและเฝ้าระวังมลพิษโรงงาน
ปฏิบัติการตามมติกรมโรงงานอุตสาหกรรม



ยื่นคำขอผ่านระบบอิเล็กทรอนิกส์

กองวิจัยและเฝ้าระวังมลพิษโรงงาน

กลุ่มมาตรฐานวิธีการวิเคราะห์ทดสอบมลพิษและทะเบียนห้องปฏิบัติการ

โทร. ๐ ๒๔๓๐ ๖๓๑๒ ต่อ ๒๑๐๓-๕ โทรสาร ๐ ๒๔๓๐ ๖๓๑๒ ต่อ ๒๑๐๓๕๕

ไปรษณีย์อิเล็กทรอนิกส์ saraban@diw.mail.go.th



ดำเนินาถูกต้อง



"อุตสาหกรรมก้าวไกล ประเทศไทยก้าวหน้า ร่วมกันพัฒนา อุตสาหกรรมสีเขียว"



ที่ อก ๐๓๑๐(๑)/ ๑๘๗๕



กรมโรงงานอุตสาหกรรม
ถนนพระรามที่ ๖ แขวงทุ่งพญาไท
เขตราชเทวี กรุงเทพฯ ๑๐๔๐๐

๐ ๙ กุมภาพันธ์ ๒๕๖๕

เรื่อง ต่ออายุหนังสือรับขึ้นทะเบียนห้องปฏิบัติการวิเคราะห์เอกชน

เรียน กรรมการผู้จัดการ บริษัท ยูโนเด็ค แอนนาลิสต์ แอนด์ เอ็นจิเนียริง คอนซัลแตนท์ จำกัด

อ้างถึง คำขอขึ้นทะเบียน/ต่ออายุ/เปลี่ยนแปลงบุคลากร และชนิดสารมลพิษของห้องปฏิบัติการวิเคราะห์เอกชน
ลงวันที่ ๒๗ ธันวาคม ๒๕๖๔

- สิ่งที่ส่งมาด้วย ๑. รายชื่อผู้ควบคุมดูแลห้องปฏิบัติการวิเคราะห์ จำนวน ๔๐ ราย
๒. รายชื่อเจ้าหน้าที่ประจำห้องปฏิบัติการวิเคราะห์ จำนวน ๑๐๖ ราย
๓. ขอบข่ายสารมลพิษที่ได้รับขึ้นทะเบียนจากกรมโรงงานอุตสาหกรรม

ตามหนังสือที่อ้างถึง บริษัท ยูโนเด็ค แอนนาลิสต์ แอนด์ เอ็นจิเนียริง คอนซัลแตนท์ จำกัด ขอต่ออายุหนังสือรับขึ้นทะเบียนห้องปฏิบัติการวิเคราะห์เอกชน เลขทะเบียน ว-๑๔๕๕ สถานที่ตั้งเลขที่ ๓ ซอยอุดมสุข ๔๑ ถนนสุขุมวิท แขวงบางจาก เขตพระโขนง กรุงเทพมหานคร ต่อกรมโรงงานอุตสาหกรรม นั้น

กรมโรงงานอุตสาหกรรมพิจารณาแล้ว ให้บริษัท ยูโนเด็ค แอนนาลิสต์ แอนด์ เอ็นจิเนียริง คอนซัลแตนท์ จำกัด ต่ออายุหนังสือรับขึ้นทะเบียนห้องปฏิบัติการวิเคราะห์เอกชน โดยมีองค์ประกอบดังนี้

- ก. ผู้ควบคุมดูแลห้องปฏิบัติการวิเคราะห์ จำนวน ๔๐ ราย ตามสิ่งที่ส่งมาด้วย ๑
ข. เจ้าหน้าที่ประจำห้องปฏิบัติการวิเคราะห์ จำนวน ๑๐๖ ราย ตามสิ่งที่ส่งมาด้วย ๒
ค. ขอบข่ายสารมลพิษที่ได้รับขึ้นทะเบียนให้วิเคราะห์ในน้ำเสีย น้ำใต้ดิน อากาศเสีย สิ่งปฏิกูล หรือวัสดุที่ไม่ใช่แล้ว และดิน ตามสิ่งที่ส่งมาด้วย ๓

หนังสือฉบับนี้จะหมดอายุในวันที่ ๒ กุมภาพันธ์ ๒๕๖๘ หากประสงค์จะต่ออายุหนังสือรับขึ้นทะเบียนห้องปฏิบัติการวิเคราะห์เอกชน ให้ยื่นคำขอต่ออายุพร้อมเอกสารประกอบคำขอต่อกรมโรงงานอุตสาหกรรมภายใน ๓๐ วัน ก่อนวันสิ้นอายุของหนังสือรับขึ้นทะเบียนห้องปฏิบัติการวิเคราะห์เอกชน ทั้งนี้ สามารถยื่นคำขอผ่านระบบอิเล็กทรอนิกส์ได้ที่หน้าเว็บไซต์กรมโรงงานอุตสาหกรรม ตาม QR Code ท้ายหนังสือฉบับนี้

จึงเรียนมาเพื่อทราบ

ขอแสดงความนับถือ

(นางจินดา เทชะครินทร์)
ผู้อำนวยการกองวิจัยและเฝ้าระวังมลพิษโรงงาน
ปฏิบัติงานตามข้อบังคับของโรงงานอุตสาหกรรม



ยื่นคำขอผ่านระบบอิเล็กทรอนิกส์

สำเนาถูกต้อง

กองวิจัยและเฝ้าระวังมลพิษโรงงาน

กลุ่มมาตรฐานวิธีการวิเคราะห์ทดสอบมลพิษและทะเบียนห้องปฏิบัติการ

โทร. ๐ ๒๔๓๐ ๖๓๑๒ ต่อ ๒๑๐๓-๔

โทรสาร ๐ ๒๔๓๐ ๖๓๑๒ ต่อ ๒๑๙๔

ไปรษณีย์อิเล็กทรอนิกส์ saraban@diw.gmail.go.th

เอกสารแนบท้ายหนังสือรับต่ออายุขึ้นทะเบียนห้องปฏิบัติการวิเคราะห์เอกชน

บริษัท ยูโนเด็ค แอนนาลิสต์ แอนด์ เอ็นจิเนียริง คอนซัลแตนท์ จำกัด เลขทะเบียน ว-๑๔๕๕

ที่ อก ๐๓๑๐(๑)/ ๑๘๗๕

ลงวันที่ ๐ ๙ กุมภาพันธ์ ๒๕๖๕

ก. ผู้ควบคุมดูแลห้องปฏิบัติการวิเคราะห์ จำนวน ๔๐ ราย

- ๑) นางสาวกฤตวรรณ ภัทรธีรกุล
- ๒) นายนรงค์ ฉิมพาลี
- ๓) นางสาวนันท์ดา บุญไสย
- ๔) นางปิยะพัชร สุทธรณีสวณ
- ๕) นางมานิดา แยมโย
- ๖) นางสาวเบญจวรรณ วิริยทัย
- ๗) นายนพรัตน์ วงศ์อนุรักษชัย
- ๘) นางสาวอวิวรรณ บุญลา
- ๙) นายสุริย จอดนอก
- ๑๐) นางสาวโชติภา สมบูรณ์
- ๑๑) นางสาวบุษกร เลิศภาณุมาศ
- ๑๒) นางสาววิไลลักษณ์ ศรีสุข
- ๑๓) นางสาวปวีณา จรัสโชติพิณิต
- ๑๔) นายศิลา บรรจงใจรักษ์
- ๑๕) นายปฏิกรณ์ คณะนา
- ๑๖) นายธีรวัฒน์ ชมมิ่ง
- ๑๗) นางสาวศิริพร ศรีประดิษฐ์
- ๑๘) นางสาวสาวิตรี วิริง
- ๑๙) นางสาวนพวรรณ อูรารักษ์
- ๒๐) นายภูษงค์ พานิชย์เลิศอาโพ
- ๒๑) นายณัฐวัฒน์ แดงสวัสดิ์
- ๒๒) นายเอกรัตน์ ปณะคามินทร์
- ๒๓) นางสาวนิศารัตน์ ศรีสกุลสิทธิโชค
- ๒๔) นางสาวเจตจรินทร์ ทำสะอาด
- ๒๕) นางสาวสุวรรณ คงทอง
- ๒๖) นางสาววรรร พัดสองชั้น
- ๒๗) นายวิรัช โมกแก้ว
- ๒๘) นายวัชรพงษ์ เทพดนตรี
- ๒๙) นายอนุศาสน์ สวยดี
- ๓๐) นายกรวิทย์ เขียวศิริกุล
- ๓๑) นางสาวอริกา รงค์สวัสดิ์
- ๓๒) นางสาวนภสรวรรณ คงชา
- ๓๓) นายสุทธิระ อรุณจันทร์
- ๓๔) นางสาวทัศนีย์ อ่อนคำ
- ๓๕) นางสาวพริ้มพรรณ สมบูรณ์ธรรม

- ทะเบียนเลขที่ ว-๑๔๕๕-ค-๐๐๐๑
ทะเบียนเลขที่ ว-๑๔๕๕-ค-๐๐๐๒
ทะเบียนเลขที่ ว-๑๔๕๕-ค-๐๐๐๓
ทะเบียนเลขที่ ว-๑๔๕๕-ค-๐๐๐๔
ทะเบียนเลขที่ ว-๑๔๕๕-ค-๐๐๐๕
ทะเบียนเลขที่ ว-๑๔๕๕-ค-๐๐๐๖
ทะเบียนเลขที่ ว-๑๔๕๕-ค-๐๐๐๗
ทะเบียนเลขที่ ว-๑๔๕๕-ค-๐๐๐๘
ทะเบียนเลขที่ ว-๑๔๕๕-ค-๐๐๐๙
ทะเบียนเลขที่ ว-๑๔๕๕-ค-๐๐๑๐
ทะเบียนเลขที่ ว-๑๔๕๕-ค-๐๐๑๑
ทะเบียนเลขที่ ว-๑๔๕๕-ค-๐๐๑๒
ทะเบียนเลขที่ ว-๑๔๕๕-ค-๐๐๑๓
ทะเบียนเลขที่ ว-๑๔๕๕-ค-๐๐๑๔
ทะเบียนเลขที่ ว-๑๔๕๕-ค-๐๐๑๕
ทะเบียนเลขที่ ว-๑๔๕๕-ค-๐๐๑๖
ทะเบียนเลขที่ ว-๑๔๕๕-ค-๐๐๑๗
ทะเบียนเลขที่ ว-๑๔๕๕-ค-๐๐๑๘
ทะเบียนเลขที่ ว-๑๔๕๕-ค-๐๐๑๙
ทะเบียนเลขที่ ว-๑๔๕๕-ค-๐๐๒๐
ทะเบียนเลขที่ ว-๑๔๕๕-ค-๐๐๒๑
ทะเบียนเลขที่ ว-๑๔๕๕-ค-๐๐๒๒
ทะเบียนเลขที่ ว-๑๔๕๕-ค-๐๐๒๓
ทะเบียนเลขที่ ว-๑๔๕๕-ค-๐๐๒๔
ทะเบียนเลขที่ ว-๑๔๕๕-ค-๐๐๒๕
ทะเบียนเลขที่ ว-๑๔๕๕-ค-๐๐๒๖
ทะเบียนเลขที่ ว-๑๔๕๕-ค-๐๐๒๗
ทะเบียนเลขที่ ว-๑๔๕๕-ค-๐๐๒๘
ทะเบียนเลขที่ ว-๑๔๕๕-ค-๐๐๒๙
ทะเบียนเลขที่ ว-๑๔๕๕-ค-๐๐๓๐
ทะเบียนเลขที่ ว-๑๔๕๕-ค-๐๐๓๑
ทะเบียนเลขที่ ว-๑๔๕๕-ค-๐๐๓๒
ทะเบียนเลขที่ ว-๑๔๕๕-ค-๐๐๓๓
ทะเบียนเลขที่ ว-๑๔๕๕-ค-๐๐๓๔
ทะเบียนเลขที่ ว-๑๔๕๕-ค-๐๐๓๕

UAE
UNITED ANALYST AND ENGINEERING
CONSULTANT COMPANY LIMITED
เจ้าหน้าที่

(นางจินดา เทชะครินทร์)
ผู้อำนวยการกองวิจัยและเฝ้าระวังมลพิษโรงงาน
ปฏิบัติงานตามข้อบังคับของโรงงานอุตสาหกรรม

๓๖) นายสุภณัฐ...

- ๓๖) นายศุภณัฐ คุณธนาภรณ์
๓๗) นางสาวศิริภาพร เหมือนแร่
๓๘) นางสาวนัส ขำนิล
๓๙) นางสาวพรนิกา ธีระจินดาชล
๔๐) นายนาเคนทร์ พันธุ์วิชาตกุล

- ทะเบียนเลขที่ ว-๑๔๕-ค-๐๐๓๖
ทะเบียนเลขที่ ว-๑๔๕-ค-๐๐๓๗
ทะเบียนเลขที่ ว-๑๔๕-ค-๐๐๓๘
ทะเบียนเลขที่ ว-๑๔๕-ค-๐๐๓๙
ทะเบียนเลขที่ ว-๑๔๕-ค-๐๐๔๐


(นางจินดา เตชะศรีนทร์)

ผู้อำนวยการกองวิจัยและเฝ้าระวังมลพิษโรงงาน
ปฏิบัติการการแทนอธิบดีกรมโรงงานอุตสาหกรรม



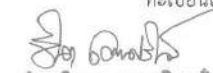
ดำเนินาถูกต้อง

เอกสารแนบท้ายหนังสือรับต่ออายุขึ้นทะเบียนห้องปฏิบัติการวิเคราะห์เอกชน
บริษัท ยูไนเต็ท แอนนาไลส์ แอนด์ เอ็นจิเนียริง คอนซัลแตนท์ จำกัด เลขทะเบียน ว-๑๔๕
ที่ออก ๐๓๑๐(๑)/ ๑๘๗ ๙ ลงวันที่ ๐๙ กุมภาพันธ์ ๒๕๖๕

ข. เจ้าหน้าที่ประจำห้องปฏิบัติการวิเคราะห์ จำนวน ๑๐๖ ราย

- | | |
|--------------------------------|----------------------------|
| ๑) นายสุสันต์ พันสิงห์ | ทะเบียนเลขที่ ว-๑๔๕-จ-๐๐๐๑ |
| ๒) นางสุธรรมา แก้วชื่อนอก | ทะเบียนเลขที่ ว-๑๔๕-จ-๐๐๐๒ |
| ๓) นายพิรุณัฐ เจริญผล | ทะเบียนเลขที่ ว-๑๔๕-จ-๐๐๐๓ |
| ๔) นางสาววิไลลักษณ์ เกื้อสง | ทะเบียนเลขที่ ว-๑๔๕-จ-๐๐๐๔ |
| ๕) นายสมชาติ อุทุมรัตน์ | ทะเบียนเลขที่ ว-๑๔๕-จ-๐๐๐๕ |
| ๖) นางสาวปรมาภรณ์ ทองแก้ว | ทะเบียนเลขที่ ว-๑๔๕-จ-๐๐๐๖ |
| ๗) นางสาวกัลยา สมพงษ์ | ทะเบียนเลขที่ ว-๑๔๕-จ-๐๐๐๗ |
| ๘) นายอรุณพร เทพทอง | ทะเบียนเลขที่ ว-๑๔๕-จ-๐๐๐๘ |
| ๙) นางสาวอมรรัตน์ พุทธาสี | ทะเบียนเลขที่ ว-๑๔๕-จ-๐๐๐๙ |
| ๑๐) นางสาววรรณิ์ สายบุญเรือน | ทะเบียนเลขที่ ว-๑๔๕-จ-๐๐๑๐ |
| ๑๑) นายกฤษณพงษ์ นามทิพย์ | ทะเบียนเลขที่ ว-๑๔๕-จ-๐๐๑๑ |
| ๑๒) นางสาวอารมย์ อ่อนคง | ทะเบียนเลขที่ ว-๑๔๕-จ-๐๐๑๒ |
| ๑๓) นายกิตติศักดิ์ ทรงจำรัส | ทะเบียนเลขที่ ว-๑๔๕-จ-๐๐๑๓ |
| ๑๔) นางสาวอักษรินทร์ บุญคง | ทะเบียนเลขที่ ว-๑๔๕-จ-๐๐๑๔ |
| ๑๕) นางสาวพรพิมล แวนทอง | ทะเบียนเลขที่ ว-๑๔๕-จ-๐๐๑๕ |
| ๑๖) นายวิษณุ สุวรรณราช | ทะเบียนเลขที่ ว-๑๔๕-จ-๐๐๑๖ |
| ๑๗) นายอภิวิชญ์ ท่วงที | ทะเบียนเลขที่ ว-๑๔๕-จ-๐๐๑๗ |
| ๑๘) นายมานิตย์ ปานโชติ | ทะเบียนเลขที่ ว-๑๔๕-จ-๐๐๑๘ |
| ๑๙) นายทศพร ธนะพิรุฬห์ | ทะเบียนเลขที่ ว-๑๔๕-จ-๐๐๑๙ |
| ๒๐) นางสาวกัลยาณี โยธา | ทะเบียนเลขที่ ว-๑๔๕-จ-๐๐๒๐ |
| ๒๑) นางสาวเกวลี สุขศรี | ทะเบียนเลขที่ ว-๑๔๕-จ-๐๐๒๑ |
| ๒๒) นางสาวชมชนัญ อภิพัทธ์ปภา | ทะเบียนเลขที่ ว-๑๔๕-จ-๐๐๒๒ |
| ๒๓) นายศิริพัชร จงผดุงเกียรติ | ทะเบียนเลขที่ ว-๑๔๕-จ-๐๐๒๓ |
| ๒๔) นางสาวสุภาวดี อินยาศรี | ทะเบียนเลขที่ ว-๑๔๕-จ-๐๐๒๔ |
| ๒๕) นายพงศ์เทพ เหล่าจจร | ทะเบียนเลขที่ ว-๑๔๕-จ-๐๐๒๕ |
| ๒๖) นายขวัญชัย พันทุกข์ | ทะเบียนเลขที่ ว-๑๔๕-จ-๐๐๒๖ |
| ๒๗) นางสาวพัชจิรา คติพิศาล | ทะเบียนเลขที่ ว-๑๔๕-จ-๐๐๒๗ |
| ๒๘) นางสาวเมธิกา เสือคำจันทร์ | ทะเบียนเลขที่ ว-๑๔๕-จ-๐๐๒๘ |
| ๒๙) นายกานต์พงศ์ บุญพวง | ทะเบียนเลขที่ ว-๑๔๕-จ-๐๐๒๙ |
| ๓๐) นางสาวพริดา เจริญชัยสมบัติ | ทะเบียนเลขที่ ว-๑๔๕-จ-๐๐๓๐ |
| ๓๑) นายนพรัตน์ จงโต | ทะเบียนเลขที่ ว-๑๔๕-จ-๐๐๓๑ |
| ๓๒) นายพีระพัฒน์ บัญญัติศิลป์ | ทะเบียนเลขที่ ว-๑๔๕-จ-๐๐๓๒ |
| ๓๓) นายปริดา ไชยภูมิสกุล | ทะเบียนเลขที่ ว-๑๔๕-จ-๐๐๓๓ |
| ๓๔) นายชัยวาลย์ เลื่อนล่อง | ทะเบียนเลขที่ ว-๑๔๕-จ-๐๐๓๔ |
| ๓๕) นายปิยะณัฐ ศรีภูโรจน์ | ทะเบียนเลขที่ ว-๑๔๕-จ-๐๐๓๕ |




(นางจินดา เตชะศรีนทร์)

ผู้อำนวยการกองวิจัยและเฝ้าระวังมลพิษโรงงาน
ปฏิบัติการการแทนอธิบดีกรมโรงงานอุตสาหกรรม

๓๖) นายณสินธุ์...

[illegible]

(นางจินดา เฑาะศรีนทร์)
ผู้อำนวยการกองวิจัยและเตือนภัยมลพิษโรงงาน
ปฏิบัติการรณรงค์ขึ้นกิจกรรมโรงงานอุตสาหกรรม

ที่ ๖๒๕๕-๖-๐๐๗๒

[illegible]

(นางจินดา เตชะศรีรินทร์)
ผู้อำนวยการกองวิจัยและเตือนภัยมลพิษโรงงาน
บริษัท ราชการพานิชย์ จำกัด โรงงานอุตสาหกรรม

สำเนาถูกต้อง

เอกสารแนบท้ายหนังสือรับต่ออายุขึ้นทะเบียนห้องปฏิบัติการวิเคราะห์เอกชน

บริษัท ยูนิเทค แอนนาลิสต์ แอนด์ เอ็นจิเนียริง คอนซัลแตนท์ จำกัด เลขทะเบียน ๖-๑๔๕

ที่ อก ๐๓๑๐(๑)/ ๑๘๗ ๕ ลงวันที่ ๐๙ กุมภาพันธ์ ๒๕๖๕

ขอขยายสารมลพิษที่ได้รับขึ้นทะเบียนจากกรมโรงงานอุตสาหกรรม จำนวน ๓๕๗ รายการ

น้ำเสีย จำนวน 46 รายการ

ลำดับ	สารมลพิษ	วิธีวิเคราะห์
1	Aldrin	Liquid-Liquid Extraction, Gas Chromatographic Method ^[4]
2	Arsenic	1) Digestion, Hydride Generation/Atomic Absorption Spectrometric Method ^[4] 2) Digestion, Inductively Coupled Plasma Method ^[4]
3	Barium	Digestion, Inductively Coupled Plasma Method ^[4]
4	α-BHC	Liquid-Liquid Extraction, Gas Chromatographic Method ^[4]
5	β-BHC	Liquid-Liquid Extraction, Gas Chromatographic Method ^[4]
6	δ-BHC	Liquid-Liquid Extraction, Gas Chromatographic Method ^[4]
7	γ-BHC	Liquid-Liquid Extraction, Gas Chromatographic Method ^[4]
8	Biochemical Oxygen Demand	1) 5-Day BOD Test, Azide Modification Method ^[4] 2) 5-Day BOD Test, Membrane Electrode Method ^[4]
9	Cadmium	1) Digestion, Direct Air-Acetylene Flame Method ^[4] 2) Digestion, Electrothermal Atomic Absorption Spectrometric Method ^[4] 3) Digestion, Inductively Coupled Plasma Method ^[4]
10	Chemical Oxygen Demand	1) Closed Reflux, Titrimetric Method ^[4] 2) Closed Reflux, Colorimetric Method ^[4] 3) Open Reflux, Titrimetric Method ^[4]
11	Chlordane	Liquid-Liquid Extraction, Gas Chromatographic Method ^[4]
12	Chromium	1) Digestion, Direct Air-Acetylene Flame Method ^[4] 2) Digestion, Electrothermal Atomic Absorption Spectrometric Method ^[4] 3) Digestion, Inductively Coupled Plasma Method ^[4]
13	Color	ADMI Weighted-Ordinate Spectrophotometric Method ^[4]
14	Copper	1) Digestion, Direct Air-Acetylene Flame Method ^[4] 2) Digestion, Electrothermal Atomic Absorption Spectrometric Method ^[4] 3) Digestion, Inductively Coupled Plasma Method ^[4]
15	Cyanide	1) Distillation, Colorimetric Method ^[4] 2) Flow Injection Analysis Method ^[4]

ลำดับ	สารมลพิษ	วิธีวิเคราะห์
16	o,p'-DDT	Liquid-Liquid Extraction, Gas Chromatographic Method ^[4]
17	4,4'-DDD	Liquid-Liquid Extraction, Gas Chromatographic Method ^[4]
18	4,4'-DDE	Liquid-Liquid Extraction, Gas Chromatographic Method ^[4]
19	4,4'-DDT	Liquid-Liquid Extraction, Gas Chromatographic Method ^[4]
20	Dieldrin	Liquid-Liquid Extraction, Gas Chromatographic Method ^[4]
21	Endosulfan I	Liquid-Liquid Extraction, Gas Chromatographic Method ^[4]
22	Endosulfan II	Liquid-Liquid Extraction, Gas Chromatographic Method ^[4]
23	Endosulfan sulfate	Liquid-Liquid Extraction, Gas Chromatographic Method ^[4]
24	Endrin	Liquid-Liquid Extraction, Gas Chromatographic Method ^[4]
25	Endrin aldehyde	Liquid-Liquid Extraction, Gas Chromatographic Method ^[4]
26	Formaldehyde	Distillation, Colorimetric Method ^[3]
27	Free Chlorine	1) Iodometric Method ^[4] 2) DPD Ferrous Titrimetric Method ^[4]
28	Heptachlor	Liquid-Liquid Extraction, Gas Chromatographic Method ^[4]
29	Heptachlor Epoxide	Liquid-Liquid Extraction, Gas Chromatographic Method ^[4]
30	Hexavalent Chromium	1) Colorimetric Method ^[4] 2) Extraction, Direct Air-Acetylene Flame Method ^[4]
31	Lead	1) Digestion, Direct Air-Acetylene Flame Method ^[4] 2) Digestion, Electrothermal Atomic Absorption Spectrometric Method ^[4] 3) Digestion, Inductively Coupled Plasma Method ^[4]
32	Manganese	1) Digestion, Direct Air-Acetylene Flame Method ^[4] 2) Digestion, Electrothermal Atomic Absorption Spectrometric Method ^[4] 3) Digestion, Inductively Coupled Plasma Method ^[4]
33	Mercury	Digestion, Cold-Vapor Atomic Absorption Spectrometric Method ^[4]
34	Methoxychlor	Liquid-Liquid Extraction, Gas Chromatographic Method ^[4]
35	Nickel	1) Digestion, Direct Air-Acetylene Flame Method ^[4] 2) Digestion, Electrothermal Atomic Absorption Spectrometric Method ^[4] 3) Digestion, Inductively Coupled Plasma Method ^[4]

ลำดับ	สารมลพิษ	วิธีวิเคราะห์
36	Oil & Grease	1) Liquid-Liquid, Partition-Gravimetric Method ^[4] 2) Soxhlet Extraction Method ^[4]
37	pH	Electrometric Method ^[4]
38	Phenols	1) Distillation, Chloroform Extraction Method ^[4] 2) Distillation, Direct Photometric Method ^[4]
39	Selenium	1) Digestion, Hydride Generation/Atomic Absorption Spectrometric Method ^[4] 2) Digestion, Inductively Coupled Plasma Method ^[4]
40	Sulfide	1) Iodometric Method ^[4] 2) Methylene Blue Method ^[4]
41	Temperature	Laboratory and Field Methods ^[4]
42	Total Dissolved Solids	Dried at 180 °C ^[4]
43	Total Kjeldahl Nitrogen	Semi-Micro-Kjeldahl Method ^[4]
44	Total Suspended Solids	Dried at 103-105 °C ^[4]
45	Trivalent Chromium	1) Digestion, Direct Air-Acetylene Flame Method; Colorimetric Method; Calculation ^[4] 2) Digestion, Inductively Coupled Plasma Method; Colorimetric Method; Calculation ^[4]
46	Zinc	1) Digestion, Direct Air-Acetylene Flame Method ^[4] 2) Digestion, Electrothermal Atomic Absorption Spectrometric Method ^[4] 3) Digestion, Inductively Coupled Plasma Method ^[4]

น้ำใต้ดิน จำนวน 126 รายการ

ลำดับ	สารมลพิษ	วิธีวิเคราะห์
1	Acenaphthene	1) Liquid-Liquid Extraction, Gas Chromatographic Method ^[4] 2) Liquid-Liquid Extraction, Gas Chromatographic/Mass Spectrometric Method ^[4]
2	Acetone	Purge and Trap Gas Chromatographic/Mass Spectrometric Method ^[4]
3	Aldrin	1) Liquid-Liquid Extraction, Gas Chromatographic Method ^[4] 2) Liquid-Liquid Extraction, Gas Chromatographic/Mass Spectrometric Method ^[4]

ลำดับ	สารมลพิษ	วิธีวิเคราะห์
4	Anthracene	1) Liquid-Liquid Extraction, Gas Chromatographic Method ^[4] 2) Liquid-Liquid Extraction, Gas Chromatographic/Mass Spectrometric Method ^[4]
5	Antimony	Digestion, Inductively Coupled Plasma Method ^[4]
6	Arsenic	1) Digestion, Hydride Generation/Atomic Absorption Spectrometric Method ^[4] 2) Digestion, Inductively Coupled Plasma Method ^[4]
7	Atrazine	Liquid-Liquid Extraction, Gas Chromatographic/Mass Spectrometric Method ^[4]
8	Barium	1) Digestion, Electrothermal Atomic Absorption Spectrometric Method ^[4] 2) Digestion, Inductively Coupled Plasma Method ^[4]
9	Benz(a)anthracene	1) Liquid-Liquid Extraction, Gas Chromatographic Method ^[4] 2) Liquid-Liquid Extraction, Gas Chromatographic/Mass Spectrometric Method ^[4]
10	Benzene	Purge and Trap Gas Chromatographic/Mass Spectrometric Method ^[4]
11	Benzo(b)fluoranthene	1) Liquid-Liquid Extraction, Gas Chromatographic Method ^[4] 2) Liquid-Liquid Extraction, Gas Chromatographic/Mass Spectrometric Method ^[4]
12	Benzo(k)fluoranthene	1) Liquid-Liquid Extraction, Gas Chromatographic Method ^[4] 2) Liquid-Liquid Extraction, Gas Chromatographic/Mass Spectrometric Method ^[4]
13	Benzoic acid	Liquid-Liquid Extraction, Gas Chromatographic/Mass Spectrometric Method ^[4]
14	Benzo(a)pyrene	1) Liquid-Liquid Extraction, Gas Chromatographic Method ^[4] 2) Liquid-Liquid Extraction, Gas Chromatographic/Mass Spectrometric Method ^[4]

ลำดับ	สารมลพิษ	วิธีวิเคราะห์
15	Benzo(g,h,i)perylene	1) Liquid-Liquid Extraction, Gas Chromatographic Method ^[4] 2) Liquid-Liquid Extraction, Gas Chromatographic/Mass Spectrometric Method ^[4]
16	Beryllium	Digestion, Inductively Coupled Plasma Method ^[4]
17	Bis(2-chloroethyl)ether	Liquid-Liquid Extraction, Gas Chromatographic/Mass Spectrometric Method ^[4]
18	Bis(2-ethylhexyl)phthalate	Liquid-Liquid Extraction, Gas Chromatographic/Mass Spectrometric Method ^[4]
19	Bromodichloromethane	Purge and Trap Gas Chromatographic/Mass Spectrometric Method ^[4]
20	Bromoform	Purge and Trap Gas Chromatographic/Mass Spectrometric Method ^[4]
21	Butanol	Purge and Trap Gas Chromatographic/Mass Spectrometric Method ^[4]
22	Butyl benzyl phthalate	Liquid-Liquid Extraction, Gas Chromatographic/Mass Spectrometric Method ^[4]
23	Cadmium	1) Digestion, Direct Air-Acetylene Flame Method ^[4] 2) Digestion, Electrothermal Atomic Absorption Spectrometric Method ^[4] 3) Digestion, Inductively Coupled Plasma Method ^[4]
24	Carbazole	Liquid-Liquid Extraction, Gas Chromatographic/Mass Spectrometric Method ^[4]
25	Carbon disulfide	Purge and Trap Gas Chromatographic/Mass Spectrometric Method ^[4]
26	Carbon tetrachloride	Purge and Trap Gas Chromatographic/Mass Spectrometric Method ^[4]
27	Chlordane	1) Liquid-Liquid Extraction, Gas Chromatographic Method ^[4] 2) Liquid-Liquid Extraction, Gas Chromatographic/Mass Spectrometric Method ^[4]
28	p-Chloroaniline	Liquid-Liquid Extraction, Gas Chromatographic/Mass Spectrometric Method ^[4]
29	Chlorobenzene	Purge and Trap Gas Chromatographic/Mass Spectrometric Method ^[4]

ลำดับ	สารมลพิษ	วิธีวิเคราะห์
30	Chlorodibromomethane	Purge and Trap Gas Chromatographic/Mass Spectrometric Method ^[4]
31	Chloroform	Purge and Trap Gas Chromatographic/Mass Spectrometric Method ^[4]
32	2-Chlorophenol	Liquid-Liquid Extraction, Gas Chromatographic/Mass Spectrometric Method ^[4]
33	Chromium	1) Digestion, Direct Air-Acetylene Flame Method ^[4] 2) Digestion, Electrothermal Atomic Absorption Spectrometric Method ^[4] 3) Digestion, Inductively Coupled Plasma Method ^[4]
34	Chromium (III)	1) Digestion, Direct Air-Acetylene Flame Method; Colorimetric Method; Calculation ^[4] 2) Digestion, Inductively Coupled Plasma Method; Colorimetric Method; Calculation ^[4]
35	Chromium (VI)	1) Colorimetric Method ^[4] 2) Extraction, Air-Acetylene Flame Method ^[4]
36	Chrysene	1) Liquid-Liquid Extraction, Gas Chromatographic Method ^[4] 2) Liquid-Liquid Extraction, Gas Chromatographic/Mass Spectrometric Method ^[4]
37	Cyanide	Distillation, Colorimetric Method ^[4]
38	2,4-D	Liquid-Liquid Extraction, Gas Chromatographic Method ^[4]
39	DDD	1) Liquid-Liquid Extraction, Gas Chromatographic Method ^[4] 2) Liquid-Liquid Extraction, Gas Chromatographic/Mass Spectrometric Method ^[4]
40	DDE	1) Liquid-Liquid Extraction, Gas Chromatographic Method ^[4] 2) Liquid-Liquid Extraction, Gas Chromatographic/Mass Spectrometric Method ^[4]
41	DDT	1) Liquid-Liquid Extraction, Gas Chromatographic Method ^[4] 2) Liquid-Liquid Extraction, Gas Chromatographic/Mass Spectrometric Method ^[4]

ลำดับ	สารมลพิษ	วิธีวิเคราะห์
42	Dibenz(a,h)anthracene	1) Liquid-Liquid Extraction, Gas Chromatographic Method ^[4] 2) Liquid-Liquid Extraction, Gas Chromatographic/Mass Spectrometric Method ^[4]
43	Di-n-butyl phthalate	Liquid-Liquid Extraction, Gas Chromatographic/Mass Spectrometric Method ^[4]
44	1,2-Dichlorobenzene	Purge and Trap Gas Chromatographic/Mass Spectrometric Method ^[4]
45	1,3-Dichlorobenzene	Purge and Trap Gas Chromatographic/Mass Spectrometric Method ^[4]
46	1,4-Dichlorobenzene	Purge and Trap Gas Chromatographic/Mass Spectrometric Method ^[4]
47	3,3'-Dichlorobenzidine	Liquid-Liquid Extraction, Gas Chromatographic/Mass Spectrometric Method ^[4]
48	1,1-Dichloroethane	Purge and Trap Gas Chromatographic/Mass Spectrometric Method ^[4]
49	1,2-Dichloroethane	Purge and Trap Gas Chromatographic/Mass Spectrometric Method ^[4]
50	1,1-Dichloroethylene	Purge and Trap Gas Chromatographic/Mass Spectrometric Method ^[4]
51	cis-1,2-Dichloroethylene	Purge and Trap Gas Chromatographic/Mass Spectrometric Method ^[4]
52	trans-1,2-Dichloroethylene	Purge and Trap Gas Chromatographic/Mass Spectrometric Method ^[4]
53	2,4-Dichlorophenol	Liquid-Liquid Extraction, Gas Chromatographic/Mass Spectrometric Method ^[4]
54	1,2-Dichloropropane	Purge and Trap Gas Chromatographic/Mass Spectrometric Method ^[4]
55	1,3-Dichloropropane	Purge and Trap Gas Chromatographic/Mass Spectrometric Method ^[4]
56	1,3-Dichloropropene	Purge and Trap Gas Chromatographic/Mass Spectrometric Method ^[4]
57	Dieldrin	1) Liquid-Liquid Extraction, Gas Chromatographic Method ^[4] 2) Liquid-Liquid Extraction, Gas Chromatographic/Mass Spectrometric Method ^[4]

58 Diethyl phthalate...

ลำดับ	สารมลพิษ	วิธีวิเคราะห์
58	Diethyl phthalate	Liquid-Liquid Extraction, Gas Chromatographic/Mass Spectrometric Method ^[4]
59	2,4-Dimethylphenol	Liquid-Liquid Extraction, Gas Chromatographic/Mass Spectrometric Method ^[4]
60	2,4-Dinitrophenol	Liquid-Liquid Extraction, Gas Chromatographic/Mass Spectrometric Method ^[4]
61	2,4-Dinitrotoluene	Liquid-Liquid Extraction, Gas Chromatographic/Mass Spectrometric Method ^[4]
62	2,6-Dinitrotoluene	Liquid-Liquid Extraction, Gas Chromatographic/Mass Spectrometric Method ^[4]
63	Di-n-Octyl phthalate	Liquid-Liquid Extraction, Gas Chromatographic/Mass Spectrometric Method ^[4]
64	Endosulfan	1) Liquid-Liquid Extraction, Gas Chromatographic Method ^[4] 2) Liquid-Liquid Extraction, Gas Chromatographic/Mass Spectrometric Method ^[4]
65	Endrin	1) Liquid-Liquid Extraction, Gas Chromatographic Method ^[4] 2) Liquid-Liquid Extraction, Gas Chromatographic/Mass Spectrometric Method ^[4]
66	Ethylbenzene	Purge and Trap Gas Chromatographic/Mass Spectrometric Method ^[4]
67	Fluoranthene	1) Liquid-Liquid Extraction, Gas Chromatographic Method ^[4] 2) Liquid-Liquid Extraction, Gas Chromatographic/Mass Spectrometric Method ^[4]
68	Fluorene	1) Liquid-Liquid Extraction, Gas Chromatographic Method ^[4] 2) Liquid-Liquid Extraction, Gas Chromatographic/Mass Spectrometric Method ^[4]
69	Heptachlor	1) Liquid-Liquid Extraction, Gas Chromatographic Method ^[4] 2) Liquid-Liquid Extraction, Gas Chromatographic/Mass Spectrometric Method ^[4]

70 Heptachlor epoxide...

ลำดับ	สารมลพิษ	วิธีวิเคราะห์
70	Heptachlor epoxide	1) Liquid-Liquid Extraction, Gas Chromatographic Method ⁽⁴⁾ 2) Liquid-Liquid Extraction, Gas Chromatographic/Mass Spectrometric Method ⁽⁴⁾
71	Hexachlorobenzene	Liquid-Liquid Extraction, Gas Chromatographic/Mass Spectrometric Method ⁽⁴⁾
72	Hexachloro-1,3-butadiene	Purge and Trap Gas Chromatographic/Mass Spectrometric Method ⁽⁴⁾
73	n-Hexane	Purge and Trap Gas Chromatographic/Mass Spectrometric Method ⁽⁴⁾
74	α -HCH	1) Liquid-Liquid Extraction, Gas Chromatographic Method ⁽⁴⁾ 2) Liquid-Liquid Extraction, Gas Chromatographic/Mass Spectrometric Method ⁽⁴⁾
75	β -HCH	1) Liquid-Liquid Extraction, Gas Chromatographic Method ⁽⁴⁾ 2) Liquid-Liquid Extraction, Gas Chromatographic/Mass Spectrometric Method ⁽⁴⁾
76	γ -HCH	1) Liquid-Liquid Extraction, Gas Chromatographic Method ⁽⁴⁾ 2) Liquid-Liquid Extraction, Gas Chromatographic/Mass Spectrometric Method ⁽⁴⁾
77	Hexachlorocyclopentadiene	Liquid-Liquid Extraction, Gas Chromatographic/Mass Spectrometric Method ⁽⁴⁾
78	Hexachloroethane	Liquid-Liquid Extraction, Gas Chromatographic/Mass Spectrometric Method ⁽⁴⁾
79	Indeno(1,2,3-cd)pyrene	Liquid-Liquid Extraction, Gas Chromatographic/Mass Spectrometric Method ⁽⁴⁾
80	Isophorone	Liquid-Liquid Extraction, Gas Chromatographic/Mass Spectrometric Method ⁽⁴⁾
81	Lead	1) Digestion, Direct Air-Acetylene Flame Method ⁽⁴⁾ 2) Digestion, Electrothermal Atomic Absorption Spectrometric Method ⁽⁴⁾ 3) Digestion, Inductively Coupled Plasma Method ⁽⁴⁾

UNITED ANALYST AND ENGINEERING
CONSULTANT COMPANY LIMITED

ดำเนินการถูกต้อง

ลำดับ	สารมลพิษ	วิธีวิเคราะห์
82	Manganese	1) Digestion, Direct Air-Acetylene Flame Method ⁽⁴⁾ 2) Digestion, Electrothermal Atomic Absorption Spectrometric Method ⁽⁴⁾ 3) Digestion, Inductively Coupled Plasma Method ⁽⁴⁾
83	Mercury	Digestion, Cold-Vapor Atomic Absorption Spectrometric Method ⁽⁴⁾
84	Methanol	Purge and Trap Gas Chromatographic/Mass Spectrometric Method ⁽⁴⁾
85	Methoxychlor	Liquid-Liquid Extraction, Gas Chromatographic Method ⁽⁴⁾
86	Methyl bromide	Purge and Trap Gas Chromatographic/Mass Spectrometric Method ⁽⁴⁾
87	Methylene chloride	Purge and Trap Gas Chromatographic/Mass Spectrometric Method ⁽⁴⁾
88	2-Methylphenol	Liquid-Liquid Extraction, Gas Chromatographic/Mass Spectrometric Method ⁽⁴⁾
89	2-Methylnaphthalene	1) Liquid-Liquid Extraction, Gas Chromatographic Method ⁽⁴⁾ 2) Liquid-Liquid Extraction, Gas Chromatographic/Mass Spectrometric Method ⁽⁴⁾
90	Methyl tert-butyl ether	Purge and Trap Gas Chromatographic/Mass Spectrometric Method ⁽⁴⁾
91	Naphthalene	1) Liquid-Liquid Extraction, Gas Chromatographic Method ⁽⁴⁾ 2) Liquid-Liquid Extraction, Gas Chromatographic/Mass Spectrometric Method ⁽⁴⁾
92	Nickel	1) Digestion, Direct Air-Acetylene Flame Method ⁽⁴⁾ 2) Digestion, Electrothermal Atomic Absorption Spectrometric Method ⁽⁴⁾ 3) Digestion, Inductively Coupled Plasma Method ⁽⁴⁾
93	Nitrobenzene	Liquid-Liquid Extraction, Gas Chromatographic/Mass Spectrometric Method ⁽⁴⁾
94	N-Nitrosodiphenylamine	Liquid-Liquid Extraction, Gas Chromatographic/Mass Spectrometric Method ⁽⁴⁾
95	N-Nitrosodi-n-propylamine	Liquid-Liquid Extraction, Gas Chromatographic/Mass Spectrometric Method ⁽⁴⁾

UNITED ANALYST AND ENGINEERING
CONSULTANT COMPANY LIMITED

ดำเนินการถูกต้อง

ลำดับ	สารมลพิษ	วิธีวิเคราะห์
96	Polychlorinated Biphenyls - PCB 1016 - PCB 1221 - PCB 1232 - PCB-1242 - PCB-1248 - PCB-1254 - PCB-1260	1) Liquid-Liquid Extraction, Gas Chromatographic Method ^[4] 2) Liquid-Liquid Extraction, Gas Chromatographic/Mass Spectrometric Method ^[4]
97	Pentachlorophenol	Liquid-Liquid Extraction, Gas Chromatographic/Mass Spectrometric Method ^[4]
98	pH	Electrometric Method ^[4]
99	Phenanthrene	1) Liquid-Liquid Extraction, Gas Chromatographic Method ^[4] 2) Liquid-Liquid Extraction, Gas Chromatographic/Mass Spectrometric Method ^[4]
100	Phenol	1) Distillation, Chloroform Extraction Method ^[4] 2) Liquid-Liquid Extraction, Gas Chromatographic/Mass Spectrometric Method ^[4]
101	Pyrene	1) Liquid-Liquid Extraction, Gas Chromatographic Method ^[4] 2) Liquid-Liquid Extraction, Gas Chromatographic/Mass Spectrometric Method ^[4]
102	Selenium	1) Digestion, Hydride Generation/Atomic Absorption Spectrometric Method ^[4] 2) Digestion, Inductively Coupled Plasma Method ^[4]
103	Silver	Digestion, Inductively Coupled Plasma Method ^[4]
104	Styrene	Purge and Trap Gas Chromatographic/Mass Spectrometric Method ^[4]
105	1,1,2,2-Tetrachloroethane	Purge and Trap Gas Chromatographic/Mass Spectrometric Method ^[4]
106	Tetrachloroethylene	Purge and Trap Gas Chromatographic/Mass Spectrometric Method ^[4]
107	Toluene	Purge and Trap Gas Chromatographic/Mass Spectrometric Method ^[4]

UNPETO ANALYST AND ENGINEERING CONSULTANT COMPANY LIMITED

ลำดับ	สารมลพิษ	วิธีวิเคราะห์
108	Toxaphene	1) Liquid-Liquid Extraction, Gas Chromatographic Method ^[4] 2) Liquid-Liquid Extraction, Gas Chromatographic/Mass Spectrometric Method ^[4]
109	TPH (C ₅ - C ₈)	1) Purge and Trap, Gas Chromatographic Method ^[11,21] 2) Purge and Trap, Gas Chromatographic/Mass spectrometric Method ^[11,25]
110	TPH (C ₈ - C ₁₆)	Separatory Funnel Liquid-Liquid Extraction, Gas Chromatographic Method ^[9,21]
111	TPH (C ₁₆ - C ₃₅)	Separatory Funnel Liquid-Liquid Extraction, Gas Chromatographic Method ^[9,21]
112	1,2,4-Trichlorobenzene	Purge and Trap Gas Chromatographic/Mass Spectrometric Method ^[4]
113	1,1,1-Trichloroethane	Purge and Trap Gas Chromatographic/Mass Spectrometric Method ^[4]
114	1,1,2-Trichloroethane	Purge and Trap Gas Chromatographic/Mass Spectrometric Method ^[4]
115	Trichloroethylene	Purge and Trap Gas Chromatographic/Mass Spectrometric Method ^[4]
116	2,4,5-Trichlorophenol	Liquid-Liquid Extraction, Gas Chromatographic/Mass Spectrometric Method ^[4]
117	2,4,6-Trichlorophenol	Liquid-Liquid Extraction, Gas Chromatographic/Mass Spectrometric Method ^[4]
118	1,3,5-Trimethylbenzene	Purge and Trap Gas Chromatographic/Mass Spectrometric Method ^[4]
119	Vanadium	Digestion, Inductively Coupled Plasma Method ^[4]
120	Vinyl acetate	Purge and Trap Gas Chromatographic/Mass Spectrometric Method ^[4]
121	Vinyl chloride	Purge and Trap Gas Chromatographic/Mass Spectrometric Method ^[4]
122	m-Xylene	Purge and Trap Gas Chromatographic/Mass Spectrometric Method ^[4]
123	o-Xylene	Purge and Trap Gas Chromatographic/Mass Spectrometric Method ^[4]

UNPETO ANALYST AND ENGINEERING CONSULTANT COMPANY LIMITED

ลำดับ	สารมลพิษ	วิธีวิเคราะห์
124	p-Xylene	Purge and Trap Gas Chromatographic/Mass Spectrometric Method ^[4]
125	Xylene (Total)	Purge and Trap Gas Chromatographic/Mass Spectrometric Method ^[4]
126	Zinc	1) Digestion, Direct Air-Acetylene Flame Method ^[4] 2) Digestion, Electrothermal Atomic Absorption Spectrometric Method ^[4] 3) Digestion, Inductively Coupled Plasma Method ^[4]

อากาศเสีย (ปล่อยระบาย) จำนวน 25 รายการ

ลำดับ	สารมลพิษ	วิธีวิเคราะห์
1	Antimony	Isokinetic Sampling, Digestion, Inductively Coupled Plasma Method ^[5]
2	Arsenic	1) Isokinetic Sampling, Digestion, Hydride Generation/Atomic Absorption Spectrometric Method ^[5] 2) Isokinetic Sampling, Digestion, Inductively Coupled Plasma Method ^[5]
3	Cadmium	1) Isokinetic Sampling, Digestion, Direct Air-Acetylene Flame Method ^[5] 2) Isokinetic Sampling, Digestion, Inductively Coupled Plasma Method ^[5]
4	Carbon Monoxide	Instrumental Analyzer Method ^[5]
5	Chlorine	Isokinetic Sampling, Ion Chromatographic Method ^[5]
6	Chromium	1) Isokinetic Sampling, Digestion, Direct Air-Acetylene Flame Method ^[5] 2) Isokinetic Sampling, Digestion, Inductively Coupled Plasma Method ^[5]
7	Cobalt	Isokinetic Sampling, Digestion, Inductively Coupled Plasma Method ^[5]
8	Copper	1) Isokinetic Sampling, Digestion, Direct Air-Acetylene Flame Method ^[5] 2) Isokinetic Sampling, Digestion, Inductively Coupled Plasma Method ^[5]
9	Cresol	Absorption Sampling, Gas Chromatographic Method ^[5]

ลำดับ	สารมลพิษ	วิธีวิเคราะห์
10	Dioxins/Furans	Isokinetic Sampling ^[5]
11	Hydrogen Chloride	Isokinetic Sampling, Ion Chromatographic Method ^[5]
12	Hydrogen Fluoride	Isokinetic Sampling, Ion Chromatographic Method ^[5]
13	Hydrogen Sulfide	Absorption Sampling, Iodometric Method ^[5]
14	Lead	1) Isokinetic Sampling, Digestion, Direct Air-Acetylene Flame Method ^[5] 2) Isokinetic Sampling, Digestion, Inductively Coupled Plasma Method ^[5]
15	Manganese	1) Isokinetic Sampling, Digestion, Direct Air-Acetylene Flame Method ^[5] 2) Isokinetic Sampling, Digestion, Inductively Coupled Plasma Method ^[5]
16	Mercury	Isokinetic Sampling, Digestion, Cold-Vapor Atomic Absorption Spectrometric Method ^[5]
17	Nickel	1) Isokinetic Sampling, Digestion, Direct Air-Acetylene Flame Method ^[5] 2) Isokinetic Sampling, Digestion, Inductively Coupled Plasma Method ^[5]
18	Opacity	Ringelmann's Method ^[1]
19	Oxides of Nitrogen	1) Absorption Sampling, Phenoldisulfonic acid Method ^[5] 2) Instrumental Analyzer Method ^[5]
20	Selenium	1) Isokinetic Sampling, Digestion, Hydride Generation/Atomic Absorption Spectrometric Method ^[5] 2) Isokinetic Sampling, Digestion, Inductively Coupled Plasma Method ^[5]
21	Sulfur Dioxide	1) Absorption Sampling, Barium-Thorin Titrimetric Method ^[5] 2) Instrumental Analyzer Method ^[5]
22	Sulfuric Acid	Isokinetic Sampling, Barium-Thorin Titrimetric Method ^[5]
23	Total Suspended Particulate	Isokinetic Sampling, Gravimetric Method ^[5]
24	Vanadium	Isokinetic Sampling, Digestion, Inductively Coupled Plasma Method ^[5]
25	Xylene	1) Gas Sampling, Gas Chromatographic Method ^[5] 2) Adsorption Sampling, Gas Chromatographic Method ^[5]

สิ่งปลูกสรหรือวัสดุที่ไม่ใช่แล้ว จำนวน 35 รายการ

ลำดับ	สารมลพิษ	วิธีวิเคราะห์
1	Aldrin	1) Waste Extraction, Separatory Funnel Liquid-Liquid Extraction, Gas Chromatographic Method ^[2,9,22] 2) Ultrasonic Extraction, Gas Chromatographic Method ^[10,22]
2	Antimony	Digestion, Inductively Coupled Plasma Method ^[7,13]
3	Arsenic	1) Waste Extraction, Digestion, Hydride Generation/Atomic Absorption Spectrometric Method ^[2,6,15] 2) Waste Extraction, Digestion, Inductively Coupled Plasma Method ^[2,6,13] 3) Digestion, Hydride Generation/Atomic Absorption Spectrometric Method ^[7,15] 4) Digestion, Inductively Coupled Plasma Method ^[7,13]
4	Barium	1) Waste Extraction, Digestion, Inductively Coupled Plasma Method ^[2,6,13] 2) Digestion, Inductively Coupled Plasma Method ^[7,13]
5	Beryllium	1) Waste Extraction, Digestion, Inductively Coupled Plasma Method ^[2,6,13] 2) Digestion, Inductively Coupled Plasma Method ^[7,13]
6	Cadmium	1) Waste Extraction, Digestion, Flame Atomic Absorption Spectrometric Method ^[2,6,14] 2) Waste Extraction, Digestion, Inductively Coupled Plasma Method ^[2,6,13] 3) Digestion, Flame Atomic Absorption Spectrometric Method ^[7,14] 4) Digestion, Inductively Coupled Plasma Method ^[7,13]
7	Chlordane	1) Waste Extraction, Separatory Funnel Liquid-Liquid Extraction, Gas Chromatographic Method ^[2,9,22] 2) Ultrasonic Extraction, Gas Chromatographic Method ^[10,22]
8	Chromium	1) Waste Extraction, Digestion, Flame Atomic Absorption Spectrometric Method ^[2,6,14] 2) Waste Extraction, Digestion, Inductively Coupled Plasma Method ^[2,6,13]

UNIVERSITY OF THE SOUTH CHINA SEA
CONSULTANT COMPANY LIMITED
ดำเนินการถูกต้อง

ลำดับ	สารมลพิษ	วิธีวิเคราะห์
9	Chromium (III)	3) Digestion, Flame Atomic Absorption Spectrometric Method ^[7,14] 4) Digestion, Inductively Coupled Plasma Method ^[7,13] 1) Waste Extraction, Digestion, Flame Atomic Absorption Spectrometric Method; Waste Extraction, Colorimetric Method; Calculation ^[2,6,14,16] 2) Waste Extraction, Digestion, Inductively Coupled Plasma Method; Waste Extraction, Colorimetric Method; Calculation ^[2,6,13,16] 3) Digestion, Flame Atomic Absorption Spectrometric Method; Alkaline Digestion, Colorimetric Method; Calculation ^[7,8,14,16] 4) Digestion, Inductively Coupled Plasma Method; Alkaline Digestion, Colorimetric Method; Calculation ^[7,8,13,16]
10	Chromium (VI)	1) Waste Extraction, Colorimetric Method ^[2,16] 2) Alkaline Digestion, Colorimetric Method ^[8,16]
11	Cobalt	1) Waste Extraction, Digestion, Inductively Coupled Plasma Method ^[2,6,13] 2) Digestion, Inductively Coupled Plasma Method ^[7,13]
12	Copper	1) Waste Extraction, Digestion, Flame Atomic Absorption Spectrometric Method ^[2,6,14] 2) Waste Extraction, Digestion, Inductively Coupled Plasma Method ^[2,6,13] 3) Digestion, Flame Atomic Absorption Spectrometric Method ^[7,14] 4) Digestion, Inductively Coupled Plasma Method ^[7,13]
13	2,4-D	1) Waste Extraction, Separatory Funnel Liquid-Liquid Extraction, Gas Chromatographic Method ^[2,9,22] 2) Ultrasonic Extraction, Gas Chromatographic Method ^[10,22]
14	DDD	1) Waste Extraction, Separatory Funnel Liquid-Liquid Extraction, Gas Chromatographic Method ^[2,9,22] 2) Ultrasonic Extraction, Gas Chromatographic Method ^[10,22]

UNIVERSITY OF THE SOUTH CHINA SEA
CONSULTANT COMPANY LIMITED
ดำเนินการถูกต้อง

ลำดับ	สารมลพิษ	วิธีวิเคราะห์
15	DDE	1) Waste Extraction, Separatory Funnel Liquid-Liquid Extraction, Gas Chromatographic Method ^(2,9,22)
16	DDT	2) Ultrasonic Extraction, Gas Chromatographic Method ^(10,22)
17	Dieldrin	1) Waste Extraction, Separatory Funnel Liquid-Liquid Extraction, Gas Chromatographic Method ^(2,9,22)
18	Endrin	2) Ultrasonic Extraction, Gas Chromatographic Method ^(10,22)
19	Heptachlor	1) Waste Extraction, Separatory Funnel Liquid-Liquid Extraction, Gas Chromatographic Method ^(2,9,22)
20	Lead	2) Ultrasonic Extraction, Gas Chromatographic Method ^(10,22)
21	Lindane	1) Waste Extraction, Digestion, Flame Atomic Absorption Spectrometric Method ^(2,6,14)
22	Mercury	2) Waste Extraction, Digestion, Inductively Coupled Plasma Method ^(2,6,13)
		3) Digestion, Flame Atomic Absorption Spectrometric Method ^(7,14)
		4) Digestion, Inductively Coupled Plasma Method ^(7,13)
		1) Waste Extraction, Separatory Funnel Liquid-Liquid Extraction, Gas Chromatographic Method ^(2,9,22)
		2) Ultrasonic Extraction, Gas Chromatographic Method ^(10,22)

UAE
UNITED ANALYST AND ENGINEERING
CONSULTANT COMPANY LIMITED

UAE
UNITED ANALYST AND ENGINEERING
CONSULTANT COMPANY LIMITED

3) Digestion,...

ลำดับ	สารมลพิษ	วิธีวิเคราะห์
		3) Digestion, Cold-Vapor Atomic Absorption Spectrometric Method ⁽¹⁸⁾
		4) Digestion, Inductively Coupled Plasma Method ^(7,13)
		5) Thermal Decomposition Amalgamation and Atomic Absorption Spectrometric Method ⁽¹⁹⁾
23	Methoxychlor	1) Waste Extraction, Separatory Funnel Liquid-Liquid Extraction, Gas Chromatographic Method ^(2,9,22)
24	Molybdenum	2) Ultrasonic Extraction, Gas Chromatographic Method ^(10,22)
25	Nickel	1) Waste Extraction, Digestion, Inductively Coupled Plasma Method ^(2,6,13)
		2) Digestion, Inductively Coupled Plasma Method ^(7,13)
		1) Waste Extraction, Digestion, Flame Atomic Absorption Spectrometric Method ^(2,6,14)
		2) Waste Extraction, Digestion, Inductively Coupled Plasma Method ^(2,6,13)
		3) Digestion, Flame Atomic Absorption Spectrometric Method ^(7,14)
		4) Digestion, Inductively Coupled Plasma Method ^(7,13)
26	Polychlorinated Biphenyls	1) Waste Extraction, Separatory Funnel Liquid-Liquid Extraction, Gas Chromatographic Method ^(2,9,23)
	- Aroclor 1016	2) Ultrasonic Extraction, Gas Chromatographic Method ^(10,23)
	- Aroclor 1221	
	- Aroclor 1232	
	- Aroclor 1242	
	- Aroclor 1248	
	- Aroclor 1254	
	- Aroclor 1260	
	- 2-Chlorobiphenyl	
	- 2,3-Dichlorobiphenyl	
	- 2,2',5-Trichlorobiphenyl	
	- 2,4',5-Trichlorobiphenyl	
	- 2,2',3,5'-Tetrachlorobiphenyl	
	- 2,2',5,5'-Tetrachlorobiphenyl	
	- 2,3',4,4'-Tetrachlorobiphenyl	
	- 2,2',3,4,5'-Pentachlorobiphenyl	

UAE
UNITED ANALYST AND ENGINEERING
CONSULTANT COMPANY LIMITED

UAE
UNITED ANALYST AND ENGINEERING
CONSULTANT COMPANY LIMITED

- 2,2',4,5,5'...

ลำดับ	สารมลพิษ	วิธีวิเคราะห์
27	- 2,2',4,5,5'- Pentachlorobiphenyl	1) Waste Extraction, Separatory Funnel Liquid-Liquid Extraction, Gas Chromatographic/Mass Spectrometric Method ^[2,9,28] 2) Ultrasonic Extraction, Gas Chromatographic/Mass Spectrometric Method ^[10,26] 3) Digestion, Inductively Coupled Plasma Method ^[2,6,13] 4) Digestion, Inductively Coupled Plasma Method ^[7,13]
	- 2,3,3',4',6- Pentachlorobiphenyl	
	- 2,2',3,4,4',5'- Hexachlorobiphenyl	
	- 2,2',3,4,5,5'- Hexachlorobiphenyl	
	- 2,2',3,5,5',6- Hexachlorobiphenyl	
	- 2,2',4,4',5,5'- Hexachlorobiphenyl	
	- 2,2',3,3',4,4',5- Heptachlorobiphenyl	
	- 2,2',3,4,4',5,5'- Heptachlorobiphenyl	
	- 2,2',3,4,4',5,6- Heptachlorobiphenyl	
	- 2,2',3,4',5,5',6- Heptachlorobiphenyl	
	- 2,2',3,3',4,4',5,5',6- Nonachlorobiphenyl	
	Pentachlorophenol	
28	pH	Electrometric Method ^[31,32]
29	Selenium	1) Waste Extraction, Digestion, Hydride Generation/Atomic Absorption Spectrometric Method ^[2,6,20] 2) Waste Extraction, Digestion, Inductively Coupled Plasma Method ^[2,6,13] 3) Digestion, Hydride Generation/Atomic Absorption Spectrometric Method ^[7,20] 4) Digestion, Inductively Coupled Plasma Method ^[7,13]

ลำดับ	สารมลพิษ	วิธีวิเคราะห์
30	Silver	1) Waste Extraction, Digestion, Inductively Coupled Plasma Method ^[2,6,13] 2) Digestion, Inductively Coupled Plasma Method ^[7,13]
31	Thallium	1) Waste Extraction, Digestion, Inductively Coupled Plasma Method ^[2,6,13] 2) Digestion, Inductively Coupled Plasma Method ^[7,13]
32	Toxaphene	1) Waste Extraction, Separatory Funnel Liquid-Liquid Extraction, Gas Chromatographic Method ^[2,9,22] 2) Ultrasonic Extraction, Gas Chromatographic Method ^[10,22]
33	Trichloroethylene	1) Waste Extraction, Purge and Trap, Gas Chromatographic/Mass Spectrometric Method ^[2,12,25] 2) Purge and Trap, Gas Chromatographic/Mass Spectrometric Method ^[12,25]
34	Vanadium	1) Waste Extraction, Digestion, Inductively Coupled Plasma Method ^[2,6,13] 2) Digestion, Inductively Coupled Plasma Method ^[7,13]
35	Zinc	1) Waste Extraction, Digestion, Flame Atomic Absorption Spectrometric Method ^[2,6,14] 2) Waste Extraction, Digestion, Inductively Coupled Plasma Method ^[2,6,13] 3) Digestion, Flame Atomic Absorption Spectrometric Method ^[7,14] 4) Digestion, Inductively Coupled Plasma Method ^[7,13]

ดิน จำนวน 125 รายการ

ลำดับ	สารมลพิษ	วิธีวิเคราะห์
1	Acenaphthene	1) Ultrasonic Extraction, Gas Chromatographic Method ^[10,24] 2) Ultrasonic Extraction, Gas Chromatographic/Mass Spectrometric Method ^[10,26]
2	Acetone	Purge and Trap, Gas Chromatographic/Mass Spectrometric Method ^[2,21]

UNION ANALYST AND ENGINEERING
CONSULTANT COMPANY LIMITED

ดำเนินการถูกต้อง

ลำดับ	สารมลพิษ	วิธีวิเคราะห์
3	Aldrin	1) Ultrasonic Extraction, Gas Chromatographic Method ^[10,22] 2) Ultrasonic Extraction, Gas Chromatographic/Mass Spectrometric Method ^[10,26]
4	Anthracene	1) Ultrasonic Extraction, Gas Chromatographic Method ^[10,26] 2) Ultrasonic Extraction, Gas Chromatographic/Mass Spectrometric Method ^[10,26]
5	Antimony	Digestion, Inductively Coupled Plasma Method ^[7,13]
6	Arsenic	1) Digestion, Hydride Generation/Atomic Absorption Spectrometric Method ^[7,15] 2) Digestion, Inductively Coupled Plasma Method ^[7,13]
7	Atrazine	Ultrasonic Extraction, Gas Chromatographic/Mass Spectrometric Method ^[10,26]
8	Barium	Digestion, Inductively Coupled Plasma Method ^[7,13]
9	Benz(a)anthracene	1) Ultrasonic Extraction, Gas Chromatographic Method ^[10,24] 2) Ultrasonic Extraction, Gas Chromatographic/Mass Spectrometric Method ^[10,26]
10	Benzene	Purge and Trap, Gas Chromatographic/Mass Spectrometric Method ^[12,25]
11	Benzo(b)fluoranthene	1) Ultrasonic Extraction, Gas Chromatographic Method ^[10,24] 2) Ultrasonic Extraction, Gas Chromatographic/Mass Spectrometric Method ^[10,26]
12	Benzo(k)fluoranthene	1) Ultrasonic Extraction, Gas Chromatographic Method ^[10,24] 2) Ultrasonic Extraction, Gas Chromatographic/Mass Spectrometric Method ^[10,26]
13	Benzoic acid	Ultrasonic Extraction, Gas Chromatographic/Mass Spectrometric Method ^[10,26]
14	Benzo(a)pyrene	1) Ultrasonic Extraction, Gas Chromatographic Method ^[10,24] 2) Ultrasonic Extraction, Gas Chromatographic/Mass Spectrometric Method ^[10,26]

CONSULTANT COMPANY LIMITED

15 Benzo(g,h,i)perylene...

ลำดับ	สารมลพิษ	วิธีวิเคราะห์
15	Benzo(g,h,i)perylene	1) Ultrasonic Extraction, Gas Chromatographic Method ^[10,22] 2) Ultrasonic Extraction, Gas Chromatographic/Mass Spectrometric Method ^[10,26]
16	Beryllium	Digestion, Inductively Coupled Plasma Method ^[7,13]
17	Bis(2-chloroethyl)ether	Ultrasonic Extraction, Gas Chromatographic/Mass Spectrometric Method ^[10,26]
18	Bis(2-ethylhexyl)phthalate	Ultrasonic Extraction, Gas Chromatographic/Mass Spectrometric Method ^[10,26]
19	Bromodichloromethane	Purge and Trap, Gas Chromatographic/Mass Spectrometric Method ^[12,25]
20	Bromoform	Purge and Trap, Gas Chromatographic/Mass Spectrometric Method ^[12,25]
21	Butanol	Purge and Trap, Gas Chromatographic/Mass Spectrometric Method ^[12,25]
22	Butyl benzyl phthalate	Ultrasonic Extraction, Gas Chromatographic/Mass Spectrometric Method ^[10,26]
23	Cadmium	1) Digestion, Flame Atomic Absorption Spectrometric Method ^[7,14] 2) Digestion, Inductively Coupled Plasma Method ^[7,13]
24	Carbazole	Ultrasonic Extraction, Gas Chromatographic/Mass Spectrometric Method ^[10,26]
25	Carbon disulfide	Purge and Trap, Gas Chromatographic/Mass Spectrometric Method ^[12,25]
26	Carbon tetrachloride	Purge and Trap, Gas Chromatographic/Mass Spectrometric Method ^[12,25]
27	Chlordane	1) Ultrasonic Extraction, Gas Chromatographic Method ^[10,22] 2) Ultrasonic Extraction, Gas Chromatographic/Mass Spectrometric Method ^[10,26]
28	p-Chloroaniline	Ultrasonic Extraction, Gas Chromatographic/Mass Spectrometric Method ^[10,26]
29	Chlorobenzene	Purge and Trap, Gas Chromatographic/Mass Spectrometric Method ^[12,25]
30	Chlorodibromomethane	Purge and Trap, Gas Chromatographic/Mass Spectrometric Method ^[12,25]

31 Chloroform...

ลำดับ	สารมลพิษ	วิธีวิเคราะห์
31	Chloroform	Purge and Trap, Gas Chromatographic/Mass Spectrometric Method ^[12,25]
32	2-Chlorophenol	Ultrasonic Extraction, Gas Chromatographic/Mass Spectrometric Method ^[10,26]
33	Chromium	1) Digestion, Flame Atomic Absorption Spectrometric Method ^[7,14] 2) Digestion, Inductively Coupled Plasma Method ^[7,13]
34	Chromium (III)	1) Digestion, Flame Atomic Absorption Spectrometric Method; Alkaline Digestion, Colorimetric Method; Calculation ^[7,8,14,16] 2) Digestion, Inductively Coupled Plasma Method; Alkaline Digestion, Colorimetric Method; Calculation ^[7,8,13,16]
35	Chromium (VI)	Alkaline Digestion, Colorimetric Method ^[8,16]
36	Chrysene	1) Ultrasonic Extraction, Gas Chromatographic Method ^[10,24] 2) Ultrasonic Extraction, Gas Chromatographic/Mass Spectrometric Method ^[10,26]
37	Cyanide	Extraction, Distillation, Colorimetric Method ^[28,29,30]
38	2,4-D	Ultrasonic Extraction, Gas Chromatographic Method ^[27]
39	DDD	1) Ultrasonic Extraction, Gas Chromatographic Method ^[10,22] 2) Ultrasonic Extraction, Gas Chromatographic/Mass Spectrometric Method ^[10,26]
40	DDE	1) Ultrasonic Extraction, Gas Chromatographic Method ^[10,22] 2) Ultrasonic Extraction, Gas Chromatographic/Mass Spectrometric Method ^[10,26]
41	DDT	1) Ultrasonic Extraction, Gas Chromatographic Method ^[10,22] 2) Ultrasonic Extraction, Gas Chromatographic/Mass Spectrometric Method ^[10,26]
42	Dibenz(a,h)anthracene	1) Ultrasonic Extraction, Gas Chromatographic Method ^[10,24] 2) Ultrasonic Extraction, Gas Chromatographic/Mass Spectrometric Method ^[10,26]

43 Di-n-butyl phthalate...

ลำดับ	สารมลพิษ	วิธีวิเคราะห์
43	Di-n-butyl phthalate	Ultrasonic Extraction, Gas Chromatographic/Mass Spectrometric Method ^[10,26]
44	1,2-Dichlorobenzene	Purge and Trap, Gas Chromatographic/Mass Spectrometric Method ^[12,25]
45	1,3-Dichlorobenzene	Purge and Trap, Gas Chromatographic/Mass Spectrometric Method ^[12,25]
46	1,4-Dichlorobenzene	Purge and Trap, Gas Chromatographic/Mass Spectrometric Method ^[12,25]
47	3,3'-Dichlorobenzidine	Ultrasonic Extraction, Gas Chromatographic/Mass Spectrometric Method ^[10,26]
48	1,1-Dichloroethane	Purge and Trap, Gas Chromatographic/Mass Spectrometric Method ^[12,25]
49	1,2-Dichloroethane	Purge and Trap, Gas Chromatographic/Mass Spectrometric Method ^[12,25]
50	1,1-Dichloroethylene	Purge and Trap, Gas Chromatographic/Mass Spectrometric Method ^[12,25]
51	cis-1,2-Dichloroethylene	Purge and Trap, Gas Chromatographic/Mass Spectrometric Method ^[12,25]
52	trans-1,2-Dichloroethylene	Purge and Trap, Gas Chromatographic/Mass Spectrometric Method ^[12,25]
53	2,4-Dichlorophenol	Ultrasonic Extraction, Gas Chromatographic/Mass Spectrometric Method ^[10,26]
54	1,2-Dichloropropane	Purge and Trap, Gas Chromatographic/Mass Spectrometric Method ^[12,25]
55	1,3-Dichloropropane	Purge and Trap, Gas Chromatographic/Mass Spectrometric Method ^[12,25]
56	1,3-Dichloropropene	Purge and Trap, Gas Chromatographic/Mass Spectrometric Method ^[12,25]
57	Dieldrin	1) Ultrasonic Extraction, Gas Chromatographic Method ^[10,22] 2) Ultrasonic Extraction, Gas Chromatographic/Mass Spectrometric Method ^[10,26]
58	Diethyl phthalate	Ultrasonic Extraction, Gas Chromatographic/Mass Spectrometric Method ^[10,26]
59	2,4-Dimethylphenol	Ultrasonic Extraction, Gas Chromatographic/Mass Spectrometric Method ^[10,26]

60 2,4-Dinitrophenol...

ลำดับ	สารมลพิษ	วิธีวิเคราะห์
60	2,4-Dinitrophenol	Ultrasonic Extraction, Gas Chromatographic/Mass Spectrometric Method ^[10,26]
61	2,4-Dinitrotoluene	Ultrasonic Extraction, Gas Chromatographic/Mass Spectrometric Method ^[10,26]
62	2,6-Dinitrotoluene	Ultrasonic Extraction, Gas Chromatographic/Mass Spectrometric Method ^[10,26]
63	Di-n-Octyl phthalate	Ultrasonic Extraction, Gas Chromatographic/Mass Spectrometric Method ^[10,26]
64	Endosulfan	1) Ultrasonic Extraction, Gas Chromatographic Method ^[10,22] 2) Ultrasonic Extraction, Gas Chromatographic/Mass Spectrometric Method ^[10,26]
65	Endrin	1) Ultrasonic Extraction, Gas Chromatographic Method ^[10,22] 2) Ultrasonic Extraction, Gas Chromatographic/Mass Spectrometric Method ^[10,26]
66	Ethylbenzene	Purge and Trap, Gas Chromatographic/Mass Spectrometric Method ^[12,25]
67	Fluoranthene	1) Ultrasonic Extraction, Gas Chromatographic Method ^[10,24] 2) Ultrasonic Extraction, Gas Chromatographic/Mass Spectrometric Method ^[10,26]
68	Fluorene	1) Ultrasonic Extraction, Gas Chromatographic Method ^[10,24] 2) Ultrasonic Extraction, Gas Chromatographic/Mass Spectrometric Method ^[10,26]
69	Heptachlor	1) Ultrasonic Extraction, Gas Chromatographic Method ^[10,22] 2) Ultrasonic Extraction, Gas Chromatographic/Mass Spectrometric Method ^[10,26]
70	Heptachlor epoxide	1) Ultrasonic Extraction, Gas Chromatographic Method ^[10,22] 2) Ultrasonic Extraction, Gas Chromatographic/Mass Spectrometric Method ^[10,26]

UNITED ANALYST AND ENGINEERING
CONSULTANT COMPANY LIMITED

ดำเนินการถูกต้อง

ลำดับ	สารมลพิษ	วิธีวิเคราะห์
71	Hexachlorobenzene	1) Ultrasonic Extraction, Gas Chromatographic Method ^[10,22] 2) Ultrasonic Extraction, Gas Chromatographic/Mass Spectrometric Method ^[10,26]
72	Hexachloro-1,3-butadiene	Purge and Trap, Gas Chromatographic/Mass Spectrometric Method ^[12,25]
73	n-Hexane	Purge and Trap, Gas Chromatographic/Mass Spectrometric Method ^[12,25]
74	α -HCH	1) Ultrasonic Extraction, Gas Chromatographic Method ^[10,22] 2) Ultrasonic Extraction, Gas Chromatographic/Mass Spectrometric Method ^[10,26]
75	β -HCH	1) Ultrasonic Extraction, Gas Chromatographic Method ^[10,22] 2) Ultrasonic Extraction, Gas Chromatographic/Mass Spectrometric Method ^[10,26]
76	γ -HCH	1) Ultrasonic Extraction, Gas Chromatographic Method ^[10,22] 2) Ultrasonic Extraction, Gas Chromatographic/Mass Spectrometric Method ^[10,26]
77	Hexachlorocyclopentadiene	Ultrasonic Extraction, Gas Chromatographic/Mass Spectrometric Method ^[10,26]
78	Hexachloroethane	Ultrasonic Extraction, Gas Chromatographic/Mass Spectrometric Method ^[10,26]
79	Indeno(1,2,3-cd)pyrene	1) Ultrasonic Extraction, Gas Chromatographic Method ^[10,24] 2) Ultrasonic Extraction, Gas Chromatographic/Mass Spectrometric Method ^[10,26]
80	Isophorone	Ultrasonic Extraction, Gas Chromatographic/Mass Spectrometric Method ^[10,26]
81	Lead	1) Digestion, Flame Atomic Absorption Spectrometric Method ^[7,14] 2) Digestion, Inductively Coupled Plasma Method ^[7,13]
82	Manganese	1) Digestion, Flame Atomic Absorption Spectrometric Method ^[7,14] 2) Digestion, Inductively Coupled Plasma Method ^[7,13]

UNITED ANALYST AND ENGINEERING
CONSULTANT COMPANY LIMITED

ดำเนินการถูกต้อง

ลำดับ	สารมลพิษ	วิธีวิเคราะห์
83	Mercury	1) Digestion, Cold-Vapor Atomic Absorption Spectrometric Method ^[18] 2) Digestion, Inductively Coupled Plasma Method ^[7,13] 3) Thermal Decomposition Amalgamation and Atomic Absorption Spectrometric Method ^[19]
84	Methanol	Purge and Trap, Gas Chromatographic/Mass Spectrometric Method ^[12,25]
85	Methoxychlor	1) Ultrasonic Extraction, Gas Chromatographic Method ^[10,22] 2) Ultrasonic Extraction, Gas Chromatographic/Mass Spectrometric Method ^[10,26]
86	Methyl bromide	Purge and Trap, Gas Chromatographic/Mass Spectrometric Method ^[12,25]
87	Methylene chloride	Purge and Trap, Gas Chromatographic/Mass Spectrometric Method ^[12,25]
88	2-Methylphenol	Ultrasonic Extraction, Gas Chromatographic/Mass Spectrometric Method ^[10,26]
89	2-Methylnaphthalene	Ultrasonic Extraction, Gas Chromatographic/Mass Spectrometric Method ^[10,26]
90	Methyl tert-butyl ether	Purge and Trap, Gas Chromatographic/Mass Spectrometric Method ^[12,25]
91	Naphthalene	1) Ultrasonic Extraction, Gas Chromatographic Method ^[10,24] 2) Ultrasonic Extraction, Gas Chromatographic/Mass Spectrometric Method ^[10,26]
92	Nickel	1) Digestion, Flame Atomic Absorption Spectrometric Method ^[7,14] 2) Digestion, Inductively Coupled Plasma Method ^[7,13]
93	Nitrobenzene	Ultrasonic Extraction, Gas Chromatographic/Mass Spectrometric Method ^[10,26]
94	N-Nitrosodiphenylamine	Ultrasonic Extraction, Gas Chromatographic/Mass Spectrometric Method ^[10,26]
95	N-Nitrosodi-n-propylamine	Ultrasonic Extraction, Gas Chromatographic/Mass Spectrometric Method ^[10,26]

UAE
UNITED ANALYST AND ENGINEERING
CONSULTANT COMPANY LIMITED

ดำเนินการโดย

ลำดับ	สารมลพิษ	วิธีวิเคราะห์
96	Polychlorinated Biphenyls - Aroclor 1016 - Aroclor 1221 - Aroclor 1232 - Aroclor 1242 - Aroclor 1248 - Aroclor 1254 - Aroclor 1260 Polychlorinated Biphenyls - 2-Chlorobiphenyl - 2,3-Dichlorobiphenyl - 2,2',5-Trichlorobiphenyl - 2,4',5-Trichlorobiphenyl - 2,2',3,5'-Tetrachlorobiphenyl - 2,2',5,5'-Tetrachlorobiphenyl - 2,3',4,4'-Tetrachlorobiphenyl - 2,2',3,4,5'- Pentachlorobiphenyl - 2,2',4,5,5'- Pentachlorobiphenyl - 2,3,3',4',6- Pentachlorobiphenyl - 2,2',3,4,4',5'- Hexachlorobiphenyl - 2,2',3,4,5,5'- Hexachlorobiphenyl - 2,2',3,5,5',6- Hexachlorobiphenyl - 2,2',4,4',5,5'- Hexachlorobiphenyl - 2,2',3,3',4,4',5- Heptachlorobiphenyl - 2,2',3,4,4',5,5'- Heptachlorobiphenyl - 2,2',3,4,4',5',6- Heptachlorobiphenyl	1) Ultrasonic Extraction, Gas Chromatographic Method ^[10,23] 2) Ultrasonic Extraction, Gas Chromatographic/Mass Spectrometric Method ^[10,26] Ultrasonic Extraction, Gas Chromatographic Method ^[10,23]

UAE
UNITED ANALYST AND ENGINEERING
CONSULTANT COMPANY LIMITED

ดำเนินการโดย

ลำดับ	สารมลพิษ	วิธีวิเคราะห์
97	- 2,2',3,4',5,5',6- Heptachlorobiphenyl - 2,2',3,3',4,4',5,5',6- Nonachlorobiphenyl Pentachlorophenol	Ultrasonic Extraction, Gas Chromatographic/Mass Spectrometric Method ^[10,26]
98	Phenanthrene	1) Ultrasonic Extraction, Gas Chromatographic Method ^[10,25] 2) Ultrasonic Extraction, Gas Chromatographic/Mass Spectrometric Method ^[10,26]
99	Phenol	Ultrasonic Extraction, Gas Chromatographic/Mass Spectrometric Method ^[10,26]
100	Pyrene	1) Ultrasonic Extraction, Gas Chromatographic Method ^[10,24] 2) Ultrasonic Extraction, Gas Chromatographic/Mass Spectrometric Method ^[10,26]
101	Selenium	1) Digestion, Hydride Generation/Atomic Absorption Spectrometric Method ^[7,22] 2) Digestion, Inductively Coupled Plasma Method ^[7,13]
102	Silver	Digestion, Inductively Coupled Plasma Method ^[7,13]
103	Styrene	Purge and Trap, Gas Chromatographic/Mass Spectrometric Method ^[12,25]
104	1,1,2,2-Tetrachloroethane	Purge and Trap, Gas Chromatographic/Mass Spectrometric Method ^[12,25]
105	Tetrachloroethylene	Purge and Trap, Gas Chromatographic/Mass Spectrometric Method ^[12,25]
106	Toluene	Purge and Trap, Gas Chromatographic/Mass Spectrometric Method ^[12,25]
107	Toxaphene	Ultrasonic Extraction, Gas Chromatographic Method ^[10,22]
108	TPH (C ₅ -C ₈)	1) Purge and Trap, Gas Chromatographic Method ^[12,21] 2) Purge and Trap, Gas Chromatographic/Mass Spectrometric Method ^[12,25]
109	TPH (C ₈ -C ₁₆)	Ultrasonic Extraction, Gas Chromatographic Method ^[10,21]
110	TPH (C ₁₆ -C ₃₅)	Ultrasonic Extraction, Gas Chromatographic Method ^[10,21]
111	1,2,4-Trichlorobenzene	Purge and Trap, Gas Chromatographic/Mass Spectrometric Method ^[12,25]

112 1,1,1-Trichloroethane...

ลำดับ	สารมลพิษ	วิธีวิเคราะห์
112	1,1,1-Trichloroethane	Purge and Trap, Gas Chromatographic/Mass Spectrometric Method ^[12,25]
113	1,1,2-Trichloroethane	Purge and Trap, Gas Chromatographic/Mass Spectrometric Method ^[12,25]
114	Trichloroethylene	Purge and Trap, Gas Chromatographic/Mass Spectrometric Method ^[12,25]
115	2,4,5-Trichlorophenol	Ultrasonic Extraction, Gas Chromatographic/Mass Spectrometric Method ^[10,26]
116	2,4,6-Trichlorophenol	Ultrasonic Extraction, Gas Chromatographic/Mass Spectrometric Method ^[10,26]
117	1,3,5-Trimethylbenzene	Purge and Trap, Gas Chromatographic/Mass Spectrometric Method ^[12,25]
118	Vanadium	Digestion, Inductively Coupled Plasma Method ^[7,13]
119	Vinyl acetate	Purge and Trap, Gas Chromatographic/Mass Spectrometric Method ^[12,25]
120	Vinyl chloride	Purge and Trap, Gas Chromatographic/Mass Spectrometric Method ^[12,25]
121	m-Xylene	Purge and Trap, Gas Chromatographic/Mass Spectrometric Method ^[12,25]
122	o-Xylene	Purge and Trap, Gas Chromatographic/Mass Spectrometric Method ^[12,25]
123	p-Xylene	Purge and Trap, Gas Chromatographic/Mass Spectrometric Method ^[12,25]
124	Xylene (Total)	Purge and Trap, Gas Chromatographic/Mass Spectrometric Method ^[12,25]
125	Zinc	1) Digestion, Flame Atomic Absorption Spectrometric Method ^[7,14] 2) Digestion, Inductively Coupled Plasma Method ^[7,13]

เอกสารอ้างอิง

- กระทรวงอุตสาหกรรม. ประกาศกระทรวงอุตสาหกรรม, พ.ศ. 2549. เรื่อง กำหนดค่าปริมาณเคมีภัณฑ์ที่เจือปนในอากาศที่ระบายออกจากปล่องของโรงงานอุตสาหกรรมที่ใช้แก๊สเป็นเชื้อเพลิง. ราชกิจจานุเบกษา. 4 ธันวาคม 2549. เล่มที่ 123 ตอนพิเศษ 125-3.
- กระทรวงอุตสาหกรรม. ประกาศกระทรวงอุตสาหกรรม, พ.ศ. 2548. เรื่อง กำหนดค่าปริมาณเคมีภัณฑ์ที่เจือปนในอากาศที่ระบายออกจากปล่องของโรงงานอุตสาหกรรมที่ใช้แก๊สเป็นเชื้อเพลิง. ราชกิจจานุเบกษา. 25 มกราคม 2549. เล่มที่ 123 ตอนพิเศษ 113-3.

3. สมาคมวิศวกรรมสิ่งแวดล้อมแห่งประเทศไทย. คู่มือวิเคราะห์น้ำเสีย. พิมพ์ครั้งที่ 4. กรุงเทพฯ: เรือนแก้วการพิมพ์, 2547.

4. APHA, AWWA, WEF. **Standard Methods for the Examination of Water and Wastewater**. 23rd ed. Washington, DC: APHA, 2017.

5. United States Environmental Protection Agency. **Standards of Performance for New Stationary Sources**. 40 CFR 60. Appendix A, 2019.

6. United States Environmental Protection Agency. **Test Methods for Evaluation Solid Waste Physical/Chemical Methods**. SW-846, 1997.

7. United States Environmental Protection Agency. **Test Methods for Evaluation Solid Waste Physical/Chemical Methods. Acid Digestion of Sediments, Sludges, and Soils**. SW-846 Method 3050B, 1996.

8. United States Environmental Protection Agency. **Test Methods for Evaluation Solid Waste Physical/Chemical Methods. Alkaline Digestion for Hexavalent Chromium**. SW-846 Method 3060A, 1996.

9. United States Environmental Protection Agency. **Test Methods for Evaluation Solid Waste 3. Physical/Chemical Methods. Separatory Funnel Liquid-Liquid Extraction**. SW-846 Method 3510C, 1996.

10. United States Environmental Protection Agency. **Test Methods for Evaluation Solid Waste Physical/Chemical Methods. Ultrasonic Extraction**. SW-846 Method 3550C, 2007.

11. United States Environmental Protection Agency. **Test Methods for Evaluation Solid Waste Physical/Chemical Methods. Purge and Trap for Aqueous Samples**. SW-846 Method 5030C, 2003.

12. United States Environmental Protection Agency. **Test Methods for Evaluation Solid Waste Physical/Chemical Methods. Closed System Purge and Trap and Extraction for Volatile Organics in Soil and Waste Sample**. SW-846 Method 5035A, 2000.

13. United States Environmental Protection Agency. **Test Methods for Evaluation Solid Waste Physical/Chemical Methods. Inductively Coupled Plasma-Optical Emission Spectrometry**. SW-846 Method 6010D, 2014.

14. United States Environmental Protection Agency. **Test Methods for Evaluation Solid Waste Physical/Chemical Methods. Flame Atomic Absorption Spectrophotometry**. SW-846 Method 7000B, 2007.

15. United States Environmental Protection Agency. **Test Methods for Evaluation Solid Waste Physical/Chemical Methods. Arsenic (Atomic Absorption, Gaseous Hydride)**. SW-846 Method 7061A, 1992.



ดำเนินการโดย
UNITE ANALYST AND ENGINEERING
CONSULTANT COMPANY LIMITED

16. United States Environmental Protection Agency. **Test Methods for Evaluation Solid Waste Physical/Chemical Methods. Chromium, Hexavalent (Colorimetric)**. SW-846 Method 7196A, 1992.

17. United States Environmental Protection Agency. **Test Methods for Evaluation Solid Waste Physical/Chemical Methods. Mercury in Liquid Waste (Manual Cold Vapor Technique)**. SW-846 Method 7470A, 1994.

18. United States Environmental Protection Agency. **Test Methods for Evaluation Solid Waste Physical/Chemical Methods. Mercury in Solid or Semisolid Waste (Manual Cold-Vapor Technique)**. SW-846 Method 7471B, 1998.

19. United States Environmental Protection Agency. **Test Methods for Evaluation Solid Waste Physical/Chemical Methods. Mercury in Solids and Solutions by Thermal Decomposition, Amalgamation, and Atomic Absorption Spectrophotometry**. SW-846 Method 7473, 2007.

20. United States Environmental Protection Agency. **Test Methods for Evaluation Solid Waste Physical/Chemical Methods. Selenium (Atomic Absorption, Borohydride Reduction)**. SW-846 Method 7742, 1994.

21. United States Environmental Protection Agency. **Test Methods for Evaluation Solid Waste Physical/Chemical Methods. Nonhalogenated Organics Using GC/FID**. SW-846 Method 8015D, 2003.

22. United States Environmental Protection Agency. **Test Methods for Evaluation Solid Waste Physical/Chemical Methods. Organochlorine Pesticides by Gas Chromatography**. SW-846 Method 8081B, 2007.


23. United States Environmental Protection Agency. **Test Methods for Evaluation Solid Waste Physical/Chemical Methods. Polychlorinated Biphenyls (PCBs) by Gas Chromatography**. SW-846 Method 8082A, 2007.

24. United States Environmental Protection Agency. **Test Methods for Evaluation Solid Waste Physical/Chemical Methods. Polynuclear Aromatic Hydrocarbons**. SW-846 Method 8100, 1980.

25. United States Environmental Protection Agency. **Test Methods for Evaluation Solid Waste Physical/Chemical Methods. Volatile Organic Compounds by Gas Chromatography/Mass Spectrometry**. SW-846 Method 8260D, 2018.

26. United States Environmental Protection Agency. **Test Methods for Evaluation Solid Waste Physical/Chemical Methods. Semivolatile Organic Compounds by Gas Chromatography/Mass Spectrometry**. SW-846 Method 8270E, 2018.

27. United States Environmental Protection Agency. **Test Methods for Evaluation Solid Waste Physical/Chemical Methods. Chlorinated Herbicides by GC Using Methylation or Pentafluorobenzoylation Derivatization**. SW-846 Method 8151A, 1998.



ดำเนินการโดย
UNITE ANALYST AND ENGINEERING
CONSULTANT COMPANY LIMITED

28. United States Environmental Protection Agency. Test Methods for Evaluation Solid Waste Physical/Chemical Methods. Total and Amenable Cyanide : Distillation. SW-846 Method 9010C, 2004.

29. United States Environmental Protection Agency. Test Methods for Evaluation Solid Waste Physical/Chemical Methods. Cyanide Extraction Procedure for Solids and Oils. SW-846 Method 9013A, 2014.

30. United States Environmental Protection Agency. Test Methods for Evaluation Solid Waste Physical/Chemical Methods. Cyanide in Waters and Extracts using Titrimetric and Manual Spectrophotometric Procedures. SW-846 Method 9014, 2014.

31. United States Environmental Protection Agency. Test Methods for Evaluation Solid Waste Physical/Chemical Methods. pH Electrometric Measurement. SW-846 Method 9040C, 2004.

32. United States Environmental Protection Agency. Test Methods for Evaluation Solid Waste Physical/Chemical Methods. Soil and Waste pH. SW-846 Method 9045D, 2004. *พิมพ์*



ดำเนินถูกต้อง